

LANDA®

Water Cleaning Equipment, Detergents, Parts & Accessories



LANDA®



North America's No. 1 Dealer Support Network

With Landa products you get so much more than high-quality cleaning equipment. You also get the expertise and experience of the largest and most highly trained pressure washer dealer support team in North America.



There's more to Landa cleaning equipment than a host of safety features and rugged, industrial quality.

As with any equipment that has moving parts, pressure washer value is also measured by its customer service and technical support. That's where Landa excels.

Landa equipment is backed by North America's largest network of cleaning equipment dealers, highly skilled in keeping your machine operating at peak performance so you can enjoy years of uninterrupted high-pressure cleaning.

Local Cleaning Expertise: Landa's dealers are the most seasoned consultants in the industry devoting many years to helping customers just like you analyze and solve high-pressure cleaning problems, everything from tackling water

hardness to identifying local wastewater treatment regulations. Landa dealers are well schooled in the sometimes-complex formula of combining the right pressure washer with the ideal detergent or accessory to produce the fastest, most effective cleaning solution for your application. They

offer on-site demonstrations to ensure your complete satisfaction.

Certified Technical Support: Landa dealers also provide the technical support that will keep your equipment in top condition so you avoid costly downtime. Authorized Landa service centers must pass a rigorous factory certification training program and are regularly schooled in the field and

at the factory on the intricacies of effective high-pressure cleaning. They also provide on-site technical and preventive maintenance support for added protection to your investment. *In short, Landa's got you covered!*

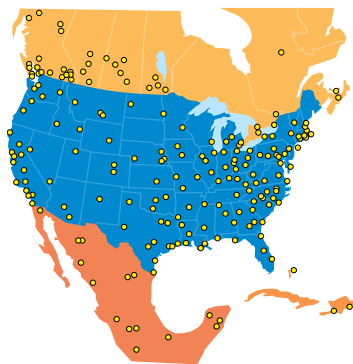




Table of Contents

PRESSURE WASHERS

<i>Hot Water</i>	2-12
<i>Cold Water</i>	13-16
<i>Hot Water Generators</i>	17
<i>Mobile Wash Systems</i>	18-20

ACCESSORIES, PARTS & DETERGENTS

Pressure Washer Parts & Accessories

★ Feature Items ★.....	21-25
Pressure Washer Accessories	26-36
Guns & Lances	37-47
Hose & Hose Reels.....	48-59
Couplers, Fittings & Filters	60-71
Nozzles.....	72-84
Pumps & Pump Kits.....	85-100
Unloaders, Injectors, Valves & Gauges	101-117
Engines, Motors & Pulleys	118-124
Burners & Coils	125-132
Electrical Components	133-141
Chassis Components	142-143
<i>Car Wash Bay Accessories</i>	144-151
<i>Ag Spray Accessories</i>	152-156
<i>Detergents</i>	157-162
<i>Index</i>	163-168

There are many parts and accessories we sell which are not included in this catalog. Should you need an item or part not included in the catalog, contact us and chances are we will have it in stock or can get it for you. We are a full service supplier for the vendors represented in this catalog.

Outdoors | Electric Powered | Diesel/Oil Heated

PHW: *Top-of-the-Line, Industrial-Grade Hot Water Pressure Washer on Wheels*



For over a quarter of a century, the PHW has been the flagship of the Landa hot-water line packed with the highest, industrial quality and the most innovations—including low RPM Landa belt drive tri-plunger pump with 7-year warranty, stainless steel top wrap, magnetic starter for long motor life, and optional time-delay shutdown, auto start-stop and LanCom wireless remote kit.

In addition to its super-efficient horizontal Landa Duracoil, the PHW has among its traditional standard features: variable pressure wand, hour meter, adjustable thermostat, protection against thermal expansion, rust-free water tank, rust-free oil fuel tank, and tubed pneumatic tires for easy maneuvering.

The PHW has been redesigned with new field-installable “Snap-N-Go” options. New features include the following:

- Unitized structural base and frame provide excellent support and rigidity for years of service.
- Oversized 10-gallon cross-linked polyethylene fuel tank with ratcheting fuel cap to avoid stripping of threads. Also includes recessed fuel level gauge.
- 13" tires provide excellent mobility and weight distribution with a combined load capacity of over 1,400 lbs.
- Large capacity 6-gallon water float tank with corrosion free durable PVC float valve.
- Multi-port coil discharge manifold with built-in thermostat well and rupture disk assembly.
- Corrosion-free polyethylene electrical box with easy access door and

Model No.	Part No.	GPM	PSI	Pump RPM	Motor HP	Electrical V/Ph/Amp	Ship Weight
PHW3-11024D	1.109-078.0	2.8	1000	1725	2	120/1/20	590 lbs
PHW4-22024A	1.109-079.0	4.0	2200	1025	6.2	230/1/29	625 lbs
PHW4-22024B	1.109-080.0	4.0	2200	1025	6.2	230/3/19	610 lbs
PHW4-22024C	1.109-081.0	4.0	2200	1025	6.2	460/3/11	615 lbs
PHW4-22024F	1.109-082.0	3.5	2200	1025	5	575/3/8	615 lbs
PHW4-22024G	1.109-083.0	4.0	2200	1025	6.2	208/1/31	625 lbs
PHW4-22024H	1.109-084.0	4.0	2200	1025	6.2	208/3/21	610 lbs
PHW4-30024A	1.109-085.0	3.9	3000	975	8.2	230/1/38	640 lbs
PHW4-30024B	1.109-086.0	3.9	3000	975	8.2	230/3/29	625 lbs
PHW4-30024C	1.109-087.0	3.9	3000	975	8.2	460/3/19	635 lbs
PHW4-30024F	1.109-088.0	3.5	3000	975	7.5	575/3/10	635 lbs
PHW4-30024G	1.109-089.0	3.9	3000	975	8.2	208/1/36	640 lbs
PHW4-30024H	1.109-090.0	3.9	3000	975	8.2	208/3/26	625 lbs
PHW5-30024B	1.109-091.0	4.8	3000	1500	10	230/3/30	625 lbs
PHW5-30024C	1.109-092.0	4.8	3000	1500	10	460/3/16	635 lbs

FIELD INSTALLED OPTIONS

Part No.	Description
8.917-509.0	LanCom Snap-N-Go Wireless Remote Control Kit
8.725-709.0	Additional LanCom Remote
8.917-817.0	LanCom Wall Mount Bracket
8.917-507.0	Snap-N-Go Auto-Start Stop Kit
8.917-508.0	Snap-N-Go Time Delay Kit
8.917-683.0	Steam Combo Kit
8.917-798.0	Caster Wheel Kit
8.917-713.0	Lifting Bracket/Hose Reel Platform with E-Zee Reel & Plumbing (holds 100' of 3/8" hose, not included)
8.917-714.0	Lifting Bracket/Hose Reel Platform Only
8.711-858.0	175' Cox Hose Reel

control panel is pre-wired with Snap-N-Go plugs for adding time delay, auto start/stop or Lan-Com wireless remote.

- Tru-Trac pump rail belt adjustment keeps belt parallel with pump and motor when adjusting belt tension.
- Cool-Bypass keeps pump water temperature low while in bypass.
- Removable fuel tank and end panels for unrestricted access to pump, unloader, motor, belts, and pulleys.
- Recessed pockets in fuel tank allow for storage of spare parts, nozzle, cleaner, and even a can of pop.
- Diagnostic lights notify the operator of incoming power, burner ignition, and motor overload.
- Five tie-down points for safe transport
- Optional caster wheel kit
- Optional LanCom wireless remote now has feedback lights to indicate when burner and/or detergent injection are on.

Outdoors | Electric Powered | Diesel/Oil Heated

HOT: *Economic, Portable, Electric-Powered Hot Water Pressure Washers*

The HOT is the most economical choice of Landa's electric-powered, diesel-heated hot water pressure washers featuring a heat-efficient horizontal coil. Included in the series is a true steam cleaner, or steamer—the HOT3-30036D which produces extra-hot wet steam at up to 310° F.

Newly redesigned, the HOT features include:

- Heavy-duty Legacy or Baldor motor
- Landa high-pressure pump, which features three ceramic plungers and a forged brass head with 7-year warranty.*
- High-efficiency burner is protected by a cover and mounted on the end for easy access.
- Quick-couple nozzle is made of hardened stainless steel and mounted for ready access.
- 36 ft. of high-grade electrical cord with ground fault circuit interrupter on all models for operator safety.
- Insulated, fatigue-free trigger gun with dual-lance variable pressure wand provide remote change from low-pressure application of soap to high-pressure rinse.*
- 50 ft. of steel-wire braid high pressure hose with guard for burst protection.*
- Optional, E-Zee hose reel and lifting bracket with compact, easy-wind design for tangle-free handling of hose.
- High-heat aluminized steel inner wrap surrounds cold-rolled heating coil made of schedule 80 steel pipe with five-year warranty.
- Stainless steel top wrap has unique design that allows access to the coil within minutes by simply removing six bolts.*
- Water-resistant control panel with pump switch, burner switch and adjustable thermostat*
- Five tie down points for safe transport.

Model No.	Part No.	GPM	PSI	Pump	RPM	Motor HP	Electrical V/Ph/Amp	Ship Weight
HOT2-11026D	1.109-093.0	2.0	1000	Axial	3450	1.5	120/1/18	425 lbs
HOT2-15026D	1.109-094.0	1.9	1500	Axial	3450	2	120/1/20	428 lbs
HOT2-11024D	1.109-095.0	2.0	1000	Direct	1725	1.5	120/1/18	434 lbs
HOT2-15024D	1.109-096.0	1.9	1500	Direct	1725	2	120/1/20	439 lbs
HOT3-11024D	1.109-097.0	2.8	1000	Direct	1725	2	120/1/20	439 lbs
HOT4-20024A	1.109-098.0	3.5	2000	Belt	1350	5	230/1/25	494 lbs
HOT4-20024G	1.109-099.0	3.5	2000	Belt	1350	5	208/1/27	494 lbs
Extra-Hot Steamer (310° F):								
HOT3-30036D	1.109-100.0	2.0	300	Axial	3450	1.5	120/1/12	425 lbs

FIELD INSTALLED OPTIONS

Part No.	Description
8.917-506.0	Float Tank & Inlet Detergent Metering Valve
8.917-541.0	Lifting Bracket/Hose Reel Platform with E-Zee Reel & Plumbing (holds 100' of 3/8" hose, not included)
8.917-522.0	Lifting Bracket/Hose Reel Platform Only
8.917-525.0	Caster Wheel Kit
9.802-283.0	Hour Meter



HOT2-15026D shown with optional caster wheel kit



HOT4-20024A shown with optional lifting bracket/hose reel platform kit and float tank



HOT3-30036D Steamer shown with optional float tank

- Removable panels allow for easy access and servicing of pump, motor and unloader.
- Conveniently located control panel with 3-position or rocker switch is housed in a water-resistant electrical enclosure.
- Easy-to-attach downstream detergent injector for application of soap.
- Many safety features, including a rupture disk and thermal pump protector to prevent the build up of excessive pressures or heat.

**HOT2-11026D and HOT2-15026D have axial pump with 1-year warranty, yellow painted mild-steel top coil wrap, and 30 ft. high pressure hose with straight-through insulated wand. HOT3-30036D Steamer has high limit switch, axial pump with 1-year warranty, and 50 ft. steam hose and wand.*

Outdoors | Electric Powered | Diesel/Oil Heated

SEHW: *Top-of-the-Line Electric-Powered Hot Water Pressure Washer in a Skid Frame*



The most rugged electric-powered hot-water pressure washer in a skid frame is the SEHW — short for Skid Electric Hot Water. With its durable, 1¼ inch steel chassis, the engine and pump are vibration isolated from the frame for fatigue resistance and long life. The SEHW comes with a low-RPM Landa belt-drive pump, time delay shutdown and extra-large diesel/fuel oil tank for hours of uninterrupted cleaning.

Model No.	Part No.	GPM	PSI	Pump RPM	Motor HP	Electrical V/Ph/Amp	Ship Weight
SEHW6-35024B	1.109-521.0	5.2	3500	1340	15	230/3/44	710
SEHW6-35024C	1.109-522.0	5.2	3500	1340	15	460/3/22	735

OPTIONS AND ACCESSORIES

Part No.	Description
8.904-525.0	Wheel Kit, 4 Tires
8.903-504.0	Automatic Start / Stop*

* Replaces Time Delay Shutdown

COMPARISON CHART FOR ELECTRIC POWERED | DIESEL OR OIL HEATED

FEATURE	PHW	SEHW	HOT
Landa Tri-Plunger High-Pressure Pump with 7-Year Warranty	Super-Duty	Super-Duty	Heavy-Duty*
Belt-Drive Pump Assembly	■	■	■ H0T4-20024A,G only
Axial Pump with 1-Year Warranty			■*
Ground Fault Circuit Interrupter (1-phase only)	■	NA	■
Landa 5000 PSI Trigger Gun	■	■	■
1/2" Schedule 80 Horizontal Coil	■	■	■
Fuel Cap with Gauge	■	■	■
10-Gallon Fuel Tank	■	■	5 or 6 gallons depending on model
Durable Variable Pressure Wand	■	■	■
High-Pressure Detergent Injection	■	■	●
Polyethylene Float Tank	■	■	●
4 Hardened Stainless Steel Nozzles	■	■	
Oil/Water Separator in Fuel Line	■	■	
Magnetic Start Switch	■	■	
Stainless Steel Top Wrap	■	■	■*
2-Wire Tuff-Skin Hose Rated for 6000 PSI	●	■	●
Time Delay Shutdown	●	■	
Adjustable Thermostat	■	■	■
Hour Meter	■	■	●
Wet-Steam Combination	●	■	●
Automatic Stop / Start	●	●	
Caster Wheel kit	●		●
LanCom Wireless Remote	●		

*Only on specific models in series

■ = Standard Features

● = Available Options

Outdoors | Diesel or Gasoline Powered | Diesel/Oil Heated

SLX & SLT: Largest Hot Water Washers Deliver 200°F Water and Dual-Gun Capability



Powered by industrial- duty Honda gasoline or water-cooled Kohler diesel engine, the Landa SLX and SLT hot water pressure washers are as beefy as they come.

The SLX delivers up to 9.5 gpm of hot 200°F water and up to 2500 psi. It's ideal for multiple gun applications for a fast and furious clean.

The SLX has an extra large capacity 30-gallon diesel and 16-gallon gasoline steel fuel tanks (diesel model has a single 40-gallon fuel tank).

The SLT delivers up to 7.8 gpm and 3200 psi of hot water cleaning and a large 15-gallon diesel and 10-gallon gasoline tanks (26-gallon tank on diesel models). Other features for these top-of-the-line models include:

- Low-RPM Landa belt-drive pump with 7-year warranty;
- 3/4" Schedule 80 coil with 5-year warranty;
- Stainless steel coil cover;
- Rugged steel tubing frame: 2" x 4" x 1/8" thick;
- Oversize vibration isolators cushion engine and pump platform;
- UL-1776 safety certification.

Model No.	Part No.	GPM	PSI	Pump RPM	Engine	Engine Fuel	Ship Weight
SLX10-25324E	1.110-525.0	9.5	2500	1560	670cc Honda	Gasoline	2020
SLX10-25824E	1.110-526.0	9.5	2500	1470	1028cc Kohler	Diesel	2160

E = Electric start; battery not included



Model No.	Part No.	GPM	PSI	Pump RPM	Engine	Engine Fuel	Ship Weight
SLT5-30224E	1.110-518.0	5.2	3000	1295	479cc Vanguard	Gasoline	1210
SLT6-32324E	1.110-520.0	5.9	3200	1570	614cc Honda	Gasoline	1220
SLT8-30324E	1.110-522.0	7.8	3000	1470	670cc Honda	Gasoline	1230
SLT5-30824E	1.110-519.0	4.4	3000	1295	686cc Kohler	Diesel	1715
SLT6-32824E	1.110-521.0	5.9	3200	1470	1028cc Kohler	Diesel	1785
SLT8-30824E	1.110-523.0	7.8	3000	1560	1028cc Kohler	Diesel	1850

E = Electric start; battery not included

Buy with Confidence!



Unlike many of our competitors, Landa's advertised specifications (PSI, GPM, etc.) are certified by the Cleaning Equipment Trade Association to be correct. And, of course, all Landa equipment is ETL certified to UL-1776 safety standards.



Outdoors | Diesel or Gasoline Powered | Diesel/Oil Heated

SDD: Super Fuel-Efficient, High Volume Washer with 200°F Water and Dual-Gun Capability

Landa's SDD features a super-efficient, dual-burner system that provides a 140°F temperature rise above inlet water temperature with 9.5 GPM of cleaning power at 2500 PSI or 7.8 GPM at 3000 PSI. The SDD also supports dual gun operation without a reduction in water temperature. And should one coil go down, the SDD can continue to operate with just one coil until the job is done.* Models are powered by either a Honda or Kawasaki liquid-cooled gasoline engine, or a Kohler liquid-cooled diesel engine.



Model No.	Part No.	GPM	PSI	Pump RPM	Engine	Engine Fuel	Ship Weight
SDD8-30324E	1.110-578.0	7.8	3000	1460	670cc Honda	Gasoline	1515
SDD10-25524E	1.110-575.0	9.5	2500	1575	745cc Kawasaki	Gasoline	1525
SDD8-30824E	1.110-577.0	7.8	3000	1460	1028cc Kohler	Diesel	1705
SDD10-25824E	1.110-576.0	9.5	2500	1575	1028cc Kohler	Diesel	1705

E = Electric start; battery not included

OPTIONS AND ACCESSORIES

Part No.	Description
8.902-421.0	Dual-Gun Tee Coupler
8.708-714.0	Dual-Gun Nozzle Set*(7.8 GPM units)
8.708-717.0	Dual-Gun Nozzle Set*(9.5 GPM units)
8.916-511.0	Steam Valve Kit

*Includes one each of 0°, 15°, 25° & 40° nozzles

The SDD is packed with Landa quality throughout, including a top-of-the-line, low RPM, belt-drive Landa pump with 7-year warranty, rugged 2-inch square tube steel frame, vibration isolated power platform, large capacity 20-gallon diesel and 10-gallon gasoline steel fuel tanks (diesel model has a single 30-gallon tank).

Sleek, clean-burning, dual coils, with double-pass design, heat water faster and more efficiently than other coils allowing you to clean better and faster while saving significantly on fuel costs.

The SDD is pre-plumbed for drawing water from an auxiliary tank, trailer-ready with trailer mount brackets, easy to service with open-access design and has forklift guides for portability.

Certified to UL-1776 safety standards.

* Temperature rise will be less than 140°F with only one coil in operation.

SAVE ON BURNER FUEL COSTS!

Landa's SDD uses an average of 21% less burner fuel than comparable pressure washers.

Don't need high volume? Save even more!

For jobs where half the SDD's GPM will suffice, you can get additional fuel and water savings by using one gun equipped with the dual-gun nozzle set option.

COMPARISON CHART FOR GASOLINE OR DIESEL POWERED | DIESEL OR OIL HEATED

FEATURE	SLX	SLT	SDD	PGHW	PGDC	MHP	MHC
Engine Fuel	Gasoline/Diesel	Gasoline/Diesel	Gasoline/Diesel	Gasoline	Gasoline	Gasoline	Gasoline
Engine Fuel Capacity	16/40 gallon	10/26 gallon	10/20 gallon	5 gallon**	5 gallon**	5 gallon**	1.5 gallon
Landa 5000 PSI Trigger Gun	■	■	■	■	■	■	■
Burner	Beckett	Beckett	Dual Down-draft	Beckett	Beckett	Beckett	Beckett
4 Hardened Stainless Steel Nozzles	■	■	■	■	■	■	■
Landa Tri-Plunger Belt Drive High Pressure Pump	■	■	■	■	■	■	Direct Drive
Schedule 80 Horizontal Coil	3/4"	3/4"		1/2**	1/2"	1/2"	1/2"
Dual Downdraft Steel Tube Vertical Coils			5/8"				
Durable Variable Pressure Wand	■	■	■	■	■	■	■
Vibration Isolated Platform	■	■	■	■	■		
2,000W Winco Generator	■	■	■	■			
High-Pressure Detergent Injection	■	■	■	■	●	●	
Polyethylene Float Tank	7.5 gallon	7.5 gallon	7.5 gallon	3.5 gallon	●	●	●
Stainless Steel Coil Wrap	■	■		●	●	●	●
Steam Combination	■	■	●	●			
2-Wire Tuff-Skin Hose Rated for 6000 PSI	■	■	■	■			
Oil/Water Separator in Fuel Line	■	■	■	■	●	●	●
Hour Meter	■	■	■	■			■
Adjustable Thermostat	■	■	■	■			■
AC Volt Meter	■	■	■				

* Model PGHW5-50524E uses a Schedule 160 coil made of 1/2-inch pipe **11HP & 13HP models have 1.5 gallon gasoline tank

■ = Standard Features

● = Available Options

Outdoors | Gasoline Powered | Diesel/Oil Heated

PGHW: *Classic, Portable Hot Water Washer — Our Most Popular Skid for 20+ Years*



Model No.	Part No.	GPM	PSI	Pump RPM	Engine	Ship Weight
PGHW4-30324E	1.110-048.0	3.5	3000	1125	389cc Honda	725
PGHW5-30224E	1.110-046.0	4.8	3000	1375	479cc Vanguard	700
PGHW5-35324E	1.110-045.0	4.7	3500	1360	614cc Honda	750
PGHW4-40324E	1.110-047.0	4.0	4000	1425	614cc Honda	735
PGHW5-50524E	1.110-512.0	5.0	5000	1585	745cc Kawasaki	1285

E = Electric start; battery not included

OPTIONS AND ACCESSORIES

Part No.	Description
8.904-525.0	4-Tire Wheel Kit (field installed, not for 5-5000 model)
8.916-588.0	Stainless Steel Bottom Wrap (factory installed)
8.916-585.0	Steam Valve Kit (field installed)
8.915-496.0	360° Pivot Hose Reel Kit (100 ft capacity)
8.903-522.0	Non-Pivot Hose Reel Mounting Kit
8.711-858.0	175 ft Cox Hose Reel
9.804-067.0	100 ft E-Zee Hose Reel
8.749-946.0	Vinyl Skid Cover (not for 5-5000 model)

As Landa's most popular gasoline-powered, industrial hot water pressure washer, the PGHW combines a smaller size with the ruggedness of a skid-mounted unit. Featuring a broad selection of models, including a 5000 PSI model, the PGHW units are powered by a Honda, Vanguard or the new liquid-cooled Kawasaki engine—all with electric start. Other features:

- Stainless steel top wrap;
- High-efficiency, easy-to-access burner;
- Vibration isolated power platform with improved belt guard
- Low fuel shutdown protection;
- Landa belt-drive pump;
- 2,000 watt Winco generator with an extra 120V power outlet.
- Trailer ready with mounting brackets and 3-way valve to bypass float tank when drawing from an auxiliary tank;
- Unique design allows for quick access to the heating coil;
- Schedule 80, Duracoil with 5-year warranty (Sch. 160 on 5000 PSI model);
- Control panel can be placed on side or front of machine and includes hour/tach meter low-fuel light and adjustable thermostat
- Improved coil mount and insulation protection
- Single-side access to 5-gallon gasoline and 10-gallon diesel fuel tanks
- Rugged 1½-inch square tube steel frame
- Easy-to-winterize float tank with upstream detergent injection



Open chassis design allows easy access to engine, generator, burner and pump assembly



The PGHW5-50524E standard features include Schedule 160 coil, stainless steel top wrap, 5000 PSI straight-thru wand and steam valve.

PGHW5-50524E

Outdoors | Gasoline Powered | Diesel/Oil Heated

PGDC: *Affordable, Yet Rugged, Skid Pressure Washer with 12VDC Burner System*

The PGDC provides an economical alternative to the skid-mounted family without sacrificing super duty ruggedness.

All three models are powered by electric-start Honda or Vanguard engines and, with a belt-drive Landa pump, deliver up to 3500 PSI in cleaning power. Water is heated by a high-efficiency 12VDC burner assembly (battery not included.) Other features include:



- Vibration isolated platform;
- Schedule 80 Duracoil with 5-year warranty and stainless steel top wrap;
- Rugged 1½-inch square tube steel frame;
- Insulated variable pressure wand.

Model No.	Part No.	GPM	PSI	Pump RPM	Engine	Ship Weight
PGDC4-35324E	1.110-049.0	3.8	3500	1185	389cc Honda	615
PGDC5-35224E	1.110-050.0	4.7	3500	1185	479cc Vanguard	630
PGDC5-35324E	1.110-051.0	4.7	3500	1185	614cc Honda	650

E = Electric start; battery not included


OPTIONS AND ACCESSORIES

Part No.	Description
8.916-588.0	Stainless Steel Bottom Wrap (factory installed)
8.916-606.0	Float Tank with Inlet Detergent Metering Valve
8.904-525.0	Wheel Kit
8.915-496.0	360° Pivot Hose Reel Kit (100 ft capacity)
8.903-522.0	Non-Pivot Hose Reel Mounting Kit
8.711-858.0	175 ft Cox Hose Reel
9.804-067.0	100 ft E-Zee Hose Reel
8.749-946.0	Vinyl Skid Cover

MHP: *Economy Line Mini-Skid with Extra-Narrow Frame for Moving Through Doorways*

The MHP is an economy mini-skid, hot-water pressure washer with an extra narrow frame for maneuvering through doorways.

Less than 25-inches in width, the four MHP models are powered by Honda and Vanguard engines and feature a 12VDC burner system.



The MHP features a narrow-frame chassis made of rugged 1¼-inch square steel tube, a Schedule 80 heating coil, easy-to-remove side panels for convenience in servicing, a Landa belt-drive pump, variable pressure wand and downstream detergent injection.

Model No.	Part No.	GPM	PSI	Pump RPM	Engine	Ship Weight
MHP4-30324E	1.110-501.0	3.5	3000	1160	337cc Honda	555
MHP4-35324E	1.110-503.0	3.8	3500	1185	389cc Honda	595
MHP4-35224E	1.110-502.0	3.8	3500	1185	479cc Vanguard	560

E = Electric start; battery not included

OPTIONS AND ACCESSORIES

Part No.	Description
8.903-530.0	Stainless Steel Outer Wrap
8.931-276.0	Stainless Steel Top Wrap with Black Bottom Wrap
8.903-596.0	Float Tank and Inlet Detergent Metering Valve
8.904-514.0	100', 360° Pivot Hose Reel (shown)
8.904-533.0	Wheel Kit (4 Caster Wheels)

Outdoors | Gasoline Powered | Diesel/Oil Heated

MHC: *Rugged On-Site Hot Water Pressure Washer on Wheels with 12VDC Burner System*



Model No.	Part No.	GPM	PSI	Pump RPM	Ship Engine	Weight
MHC3-25124	1.110-037.0	2.5	2500	3400	211cc Subaru	385
MHC3-30324	1.110-038.0	3.0	3000	3400	270cc Honda	530
MHC4-30324	1.110-039.0	3.5	3000	3400	337cc Honda	530
MHC4-30324E	1.110-040.0	3.5	3000	3400	337cc Honda	535
MHC4-30324E/S*	1.110-041.0	3.5	3000	3400	389cc Honda	550
MHC4-35324E	1.110-042.0	3.5	3500	3400	389cc Honda	550

*E = Electric start; battery not included
S = Designed for high altitude applications

OPTIONS AND ACCESSORIES

Part No.	Description
8.915-404.0	Caster Wheels (front)
8.915-406.0	Float Tank & Inlet Detergent Valve
8.915-496.0	360° Pivot Hose Reel Kit (100' cap.)
8.916-184.0	Lifting Bracket
8.915-494.0	Trailer Mount Kit



The optional caster wheel kit adds extra mobility for jobs where the unit will be moved frequently

The MHC rules in the mini-, gas-powered hot water market. It combines Landa's ruggedness with portability to deliver a very popular hot water washer.

Featuring a power range of up to 3.5 GPM and 3500 PSI, the six models feature a beefy frame made of 1 1/4-inch square steel tubing, stainless steel top wrap, 13" tires for stability and ease in maneuvering, and a Landa direct-drive high-pressure pump. The easy-access 12VDC burner and Schedule 80 coil make the MHC a tech's dream.

Other features include:

- Stainless steel top wrap
- Conveniently placed control panel with adjustable thermostat and hour/tach meter
- Open chassis design made of rugged 1 1/4-inch square tube steel with easy access to engine, burner and pump assembly
- 10 gallon diesel translucent fuel tank
- 50 ft of high pressure hose
- Variable pressure wand
- Many safety features, including rupture disk, thermal pump protector and high-temperature shutdown to guard against any build up of excessive pressure or heat
- Optional float tank with inlet detergent metering valve
- Optional caster wheel kit



Trailer ready with optional trailer mounting brackets

Indoors | Electric Powered | Natural Gas or LP Gas Heated

VNG: Industry's Most Rugged, Reliable and Versatile Natural Gas-Heated Hot Water Series



Model No.	Part No.	GPM	PSI	Pump RPM	Motor HP	Electrical V/Ph/Amp	Approx BTU	Ship Wt
VNG4-20024A	1.109-563.0	4.0	2200	930	6.2	230/1/27	400,000	1010
VNG4-20024B	1.109-564.0	4.0	2200	930	6.2	230/3/15	400,000	990
VNG4-20024C	1.109-565.0	4.0	2200	930	6.2	460/3/8	400,000	990
VNG4-20024H	1.109-568.0	4.0	2200	930	6.2	208/3/18	400,000	1000
VNG4-30024A	1.109-569.0	3.9	3000	775	8.2	230/1/36	400,000	1040
VNG4-30024B	1.109-570.0	3.9	3000	775	8.2	230/3/25	400,000	1040
VNG4-30024C	1.109-571.0	3.9	3000	775	8.2	460/3/15	400,000	1040
VNG4-30024H	1.109-574.0	3.9	3000	775	8.2	208/3/27	400,000	1040
VNG6-30024B	1.109-575.0	6.0	3000	1525	15	230/3/39	600,000	1830
VNG6-30024C	1.109-576.0	6.0	3000	1525	15	460/3/19	600,000	1830
VNG8-30024B	1.109-579.0	8.0	3000	1370	20	230/3/52	750,000	1845
VNG8-30024C	1.109-580.0	8.0	3000	1370	20	460/3/26	750,000	1845
VNG8-30024H	1.109-582.0	8.0	3000	1370	20	208/3/54	750,000	1845
VNG10-20024B	1.109-559.0	10	2000	1630	20	230/3/46	935,000	1925
VNG10-20024C	1.109-560.0	10	2000	1630	20	460/3/23	935,000	1925

OPTIONS AND ACCESSORIES

Part No.	Old No.	Description
LP-GAS CONVERSION KITS		
9.801-019.0	35-210	Kit to Convert Fuel to LP Gas (models up to 4 GPM)
8.904-068.0	35-212	Kit to Convert Fuel to LP Gas (models over 4 GPM)
9.802-633.0	7-1010	LP Regulator Assembly
REMOTE STATIONS		
8.903-465.0	30-421	Remote Station for Time Delay Unit
8.903-464.0	30-420	Remote Station for Auto Start / Stop Unit
<i>VNG can support up to 3 additional stations. Part No.30-420 or #30-421 must be installed first.</i>		
8.905-686.0	6-0388	Additional Control Box for Time Delay Unit
8.905-688.0	6-0389	Additional Control Box for Auto Start / Stop Unit
LANCOM WIRELESS REMOTE		
8.930-376.0		LanCom Wireless Remote Control System
8.941-545.0		Additional Remote
8.930-131.0		Wall Mount Bracket for Fixed LanCom Remote
OTHER OPTIONS		
8.903-512.0	30-490	Auto Start / Stop (replaces Time Delay Feature) [Not available on the VNG10-2000 series]
8.903-513.0	30-491	Auto Start / Stop - VNG8-3000 (replaces Time Delay Feature)
9.801-040.0	7-10031	Draft Diverter, 10" (4-2000, 4-3000 models)
8.717-730.0	7-10032	Draft Diverter, 12" (6-3000, 8-3000, 10-2000 models)

The natural gas VNG offers a number of exciting features, such as time-delay shutdown, super-efficient vertical coil and burner assembly, Schedule 80 Duracoil with 5-year warranty and 24V electronic ignition.



Models can be fitted for LP gas and can provide wet steam combination.

The VNG 6-3000 and 8-3000 models are designed for multiple operating stations. Each of these units is equipped with a modulating gas valve, which adjusts the gas flow to keep the water temperature even when one to four guns are in use at one time.

Remote operation is available with support for up to four wired remote stations or with the LanCom wireless remote control option. *(LanCom wireless remote available only on time-delay equipped models.)*

Indoors | Electric Powered | Natural Gas or LP Gas Heated

VHG: Extra-Compact Natural Gas or LP-Heated Stationary Hot Water Pressure Washer

Landa's extra-compact natural gas model is the VHG, a Heavy Duty stationary unit that fits within a footprint of only 24" and 53" (35" by 66" for 15 and 20 HP models).

The VHG produces cleaning power of up to 3000 PSI, 8 GPM and can be equipped with Landa's optional LanCom wireless remote system.

Other features are:

- Insulated variable pressure wand and trigger gun;
- Leak-free hot water coil made of Schedule 80, cold-rolled steel pipe;
- Electronic ignition standard on all models;
- Brass, anti-syphon detergent metering valve for dispensing precise amount of cleaning agent;
- Hinged side cover allowing easy access to pump and unloader valve.



Shown with optional stainless steel and LanCom wireless remote

(Wireless remote available only on time-delay equipped models.)



Model No.	Part No.	GPM	PSI	Pump RPM	Motor HP	Electrical V/Ph/Amp	Approx BTU	Ship Wt
VHG4-20024A	1.109-534.0	3.5	2000	1175	5	230/1/25	350,000	750
VHG4-22024A	1.109-535.0	4.0	2200	835	6.2	230/1/27	400,000	790
VHG4-22024B	1.109-536.0	4.0	2200	835	6.2	230/3/15	400,000	790
VHG4-22024C	1.109-537.0	4.0	2200	835	6.2	460/3/8	400,000	790
VHG4-22024G	1.109-538.0	4.0	2200	835	6.2	208/1/29	400,000	790
VHG4-22024H	1.109-539.0	4.0	2200	835	6.2	208/3/18	400,000	780
VHG4-30024A	1.109-541.0	3.9	3000	775	8.2	230/1/36	400,000	770
VHG4-30024B	1.109-542.0	3.9	3000	775	8.2	230/3/25	400,000	815
VHG4-30024C	1.109-543.0	3.9	3000	775	8.2	460/3/15	400,000	815
VHG4-30024G	1.109-544.0	3.9	3000	775	8.2	208/1/38	400,000	815
VHG4-30024H	1.109-545.0	3.9	3000	775	8.2	208/3/27	400,000	815
VHG5-30024B	1.109-546.0	4.8	3000	1035	10	230/3/29	480,000	780
VHG5-30024C	1.109-547.0	4.8	3000	1035	10	460/3/14	480,000	780
VHG5-30024H	1.109-548.0	4.8	3000	1035	10	208/3/30	480,000	780
VHG6-30024B	1.109-549.0	6.0	3000	1525	15	230/3/39	600,000	1675
VHG6-30024C	1.109-550.0	6.0	3000	1525	15	460/3/19	600,000	1675
VHG8-30024B	1.109-552.0	8.0	3000	1370	20	230/3/52	750,000	1845
VHG8-30024C	1.109-553.0	8.0	3000	1370	20	460/3/26	750,000	1845

OPTIONS AND ACCESSORIES

Part No.	Old No.	Description
8.903-489.0	30-4440	Time Delay Shutdown
8.905-686.0	6-0388	Extra Remote Box (with or without Time Delay)
9.802-633.0	7-1010	LP Gas Regulator Assembly
8.941-616.0		LanCom Wireless Remote System [Must be ordered with Time Delay Shutdown]
8.941-545.0		Additional LanCom Remote
8.930-131.0		Wall Mount Bracket for Fixed LanCom Remote
Available Only for Models of 15 to 20 HP:		
8.903-477.0	30-4333	Remote Operation and Time Delay Shutdown
8.903-476.0	30-4332	Remote Operation for One Wash Station Standard
8.717-730.0	7-10032	Draft Diverter, 12" (15 and 20 HP models)
8.904-068.0	35-212	LP Conversion Kit (15 and 20 HP models)

Part No.	Old No.	Description
8.903-545.0	30-5166	Stainless Steel Coil Wrap, 4-Panel Skirt and Cover
8.903-546.0	30-51661	Stainless Steel Coil Wrap and Motor Cover Only
Available Only for Models of 10 HP and Under:		
8.903-474.0	30-4331	Remote Operation and Time Delay Shutdown
8.903-472.0	30-4330	Remote Operation for One Wash Station Standard
9.801-040.0	7-10031	Draft Diverter, 10"
9.801-019.0	35-210	LP Conversion Kit
8.903-541.0	30-5162	Stainless Steel Coil Wrap, 4-Panel Skirt and Cover
8.903-542.0	30-51621	Stainless Steel Coil Wrap and Motor Cover Only
8.903-543.0	30-5163	Wheeled Cart for VHG Propane Model

VHP: The Only LP-Heated Model That Is Also Portable for Moving About the Shop

The VHP is the solution when portability is needed indoors. Featuring a carrier with snug-fit band for a 10-gallon LP tank, the VHP easily maneuvers on tubed pneumatic tires.

The VHP is built with a heavy-duty electric motor and belt-driven tri-plunger Landa pump. It is designed for **vapor type propane only**.

Other features include variable pressure wand, direct-spark piezo ignitor, 10 feet of gas hose, downstream detergent injection and ground-fault circuit interrupter.



Model No.	Part No.	GPM	PSI	Pump RPM	Motor HP	Electrical V/Ph/Amp	Approx BTU	Ship Wt
VHP2-15024D	1.109-556.0	1.8	1500	1100	2	120/1/17	140,000	470
VHP3-20024A	1.109-557.0	2.5	2000	1375	5	230/1/20	245,000	500

OPTIONS AND ACCESSORIES

Part No.	Old No.	Description	List Price
8.903-538.0	30-516	Stainless Steel Outer Wrap & Pump Motor Cover	
8.903-501.0	30-470	Electronic Ignition (Convenience in Lighting Pilot)	

Indoors | Electric Powered | Electric Heated

EHW: *Ideal Indoor Hot Water Washer — No Fumes, No Noise, Works and Fits In a Closet*

The EHW is ideal for in-plant cleaning needs. Just plug it in and get hot water...no noise, no fumes. It can be located under a stairway or inside a closet.

Featuring a unique design, the stainless steel heating coil is immersed in a tank of hot water so the heating elements never touch the pressurized water—reducing scale build up and maintenance. A layer of oil sets atop the enclosed tank of water for additional heat retention and prevention of evaporation.

Hot water spray is generated virtually on demand by simply pulling the spring-loaded trigger.



Model No.	Part No.	GPM	PSI	Pump RPM	Motor HP	Electrical V/Ph/Amp	KW	Ship Weight
EHW4-20024C	1.109-500.0	4.2	2000	935	6.2	460/3/55	40.5	620
EHW4-30024C	1.109-501.0	3.5	3000	800	7.5	460/3/59	40.5	620

OPTIONS AND ACCESSORIES

Part No.	Description
8.930-163.0	LanCom Wireless Remote Control System, 1-Step Detergent
8.930-177.0	LanCom Wireless Remote Control System, 2-Step Detergent
8.930-358.0	Additional Remote
8.930-131.0	Wall Mount Bracket for Fixed LanCom Remote

Other features include:

- LanCom wireless remote control option with injection of one or two chemicals;
- Time-delay shutdown for protection against operator neglect;
- 7-day timer to automatically turn on or off heating elements ;
- ETL certification to rigid UL safety standards.

COMPARISON CHART FOR ELECTRIC POWERED | NATURAL GAS, LP GAS OR ELECTRIC HEATED

FEATURE	VNG	VHG	VHP	EHW
Tri-Plunger Landa High-Pressure Pump with 7-Year Warranty	Super-Duty	Super-Duty	Heavy-Duty	Super-Duty
Heating Source	Natural Gas/LP	Natural Gas/LP	LP Gas	All-Electric
Belt-Drive Pump Assembly	■	■	■	■
Landa 5000 PSI Trigger Gun	■	■	■	■
Durable Variable Pressure Wand	■	■	■	■
Schedule 80 Coil	■	■	■	NA
Magnetic Start Switch	■	■		■
4 Hardened Stainless Steel Nozzles	■	■		■
High-Pressure Detergent Injection	■	■		
3.5 Gallon Polyethylene Float Tank or Larger	■	■		
Electronic Ignition (no standing pilot light)	■	■	●	
2-Wire Tuff-Skin Hose Rated for 6000 PSI	■	●	●	■
Time Delay Shutdown Switch	■	●		■
Durable Pressure Wand	■			■
Adjustable Thermostat	■			■
Hour Meter	■			
Wet-Steam Combination	■			
Ground Fault Circuit Interrupter (1-phase only)	NA		■	NA
LP gas Conversion	●	●	■	NA
Remote Control	●	●		●

■ = Standard Features ● = Available Options NA = Not Applicable

COMPARISON CHART FOR GASOLINE & ELECTRIC POWERED COLD WATER

FEATURE	MP/MPE	SEA	PG/PE	PC/PDE	PD	ZEF	ZG/ZE
Tri-Plunger Landa High-Pressure Pump with 7-Year Warranty	Super-Duty	Super-Duty	Super-Duty	Heavy-Duty	Heavy-Duty*	Heavy-Duty*	Heavy-Duty*
Axial High-Pressure Pump with 1-Year Warranty					Axial*		Axial*
Tubed Pneumatic Tires	■		■	■	■		
Accepts Incoming Hot Water	■	■	■	■	■*	■	■*
Ground Fault Circuit Interrupter (1-phase electric models only)		■	■ PE models	■ PDE models		■	■ ZE
Downstream Chemical Injector	■	■	■	■	■		■
4 Hardened Stainless Steel Nozzles	■	■	■	■	■		
Easy-Start Valve (9 HP and above gasoline models only)	■	■	■		■		
Landa 5000 PSI Trigger Gun	■	■	■				
Belt-Drive Pump Assembly	■	■	■				
2-Wire Tuff-Skin Hose Rated for up to 6000 PSI	■	■	■				
Magnetic Start Switch (electric models only)	■	■	■				
Time Delay Shutdown		■					
Auto Start-Stop		●					■ with wall switch
Durable Variable Pressure Wand	■ MP-373534 only	■	■ PG models over 3000 PSI only				
Spring-Loaded Shock-Absorbing Feet			■				
Heavy-Duty Roll Cage	■						

* Applies only to specific models in series

■ = Standard Features

● = Available Options

Outdoors/Indoors | Gasoline, Diesel or Electric Powered | Belt Driven Pump

MP & MPE: Portable Cold Water Washer with Roll Cage Protection and up to 5000 PSI Cleaning

There are no other cold-water pressure washers with more blasting power than the MP and MPE.

Powered by a 13 or 24 HP Honda engine, a 10 HP Kohler engine or 20 HP Baldor Motor, and coupled to a tri-plunger Landa pump, the MP and MPE deliver an extra-powerful spray of up to 5000 PSI.

The MP and MPE are construction-site ready with a rugged roll cage and lifting bar.

Other features include:

- High-impact steel roll cage with lifting beam;
- Protected by electrostatic, powder-coat, epoxy paint;
- 50 ft. of high pressure hose rated for up to 6000 PSI;
- Two or four 13-inch, tubed, pneumatic tires for all-terrain maneuvering.



Tandem Axle Gasoline Powered Model: MP-455034E



Tandem Axle Electric Powered Model: MPE5-50024B

Model No.	Part No.	GPM	PSI	Pump RPM	Engine	Ship Weight
MP-373534	1.107-001.0	3.7	3500	1185	689cc Honda	295
MP-455034E	1.107-002.0	4.5	5000	1185	670cc Honda	470
MP-343084E	1.107-082.0	3.4	3000	1185	401cc Kohler	430

E = Electric start engine; battery not included. Also this is a tandem axle model.

Model No.	Part No.	GPM	PSI	Pump RPM	V/Ph/Amp Electrical	Motor HP	Ship Weight
MPE5-50024B	1.106-001.0	5.0	5000	1900	230/3/48	20	480
MPE5-50024C	1.106-002.0	5.0	5000	1900	460/3/26	20	480

OPTIONS AND ACCESSORIES

Part No.	Old No.	Description
9.801-028.0	35-358	EZ Hose Reel Kit, 100 ft. (for single axle model)
9.801-029.0	35-359	Rapid Reel Non-Pivot Hose Reel Kit, 100 ft. (for tandem axle model)



Single-Axle Gasoline Powered Model: MP-373534

Outdoors/Indoors | Gasoline or Electric Powered | Belt Driven Pump

SEA: Super-Duty Cabinet-Design Cold Water Model Offers Quiet, Flexible Indoor Cleaning

The SEA is the top-of-the-line stationary, cold-water pressure washer.

All models are belt-driven with top-quality Landa pumps and feature time delay shutdown or optional auto start/stop.



Remote operation is available with the LanCom wireless remote control option

Other features include insulated, variable pressure wand, 50 ft. hose rated for up to 6000 PSI, thermal pump protection, handles water up to 175°F, stainless steel cabinet and inlet filtration.

Model No.	Part No.	GPM	PSI	Pump RPM	Electrical V/Ph/Amp	Motor HP	Ship Weight
SEA3-11024D	1.106-500.0	2.8	1000	1540	120/1/20	2	205
SEA4-20024A	1.106-501.0	4.2	2000	935	230/1/28	6.2	285
SEA4-20024B	1.106-502.0	4.2	2000	935	230/3/16	6.2	220
SEA4-20024C	1.106-503.0	4.2	2000	935	460/3/7.2	6.2	220
SEA4-20024G	1.106-505.0	4.2	2000	900	208/1/30	6.2	220
SEA4-20024H	1.106-506.0	4.2	2000	900	208/3/18.5	6.2	220
SEA4-30024B	1.106-507.0	3.5	3000	800	230/3/21.5	7.5	235
SEA4-30024C	1.106-508.0	3.5	3000	800	460/3/10.5	7.5	235



Optional stainless steel wheel kit, detergent jug rack and E-Zee hose reel



LanCom Wireless Remote

OPTIONS AND ACCESSORIES

Part No.	Old No.	Description	Part No.	Old No.	Description
8.930-163.0		LanCom Wireless Remote Control, 1-Step Detergent†	8.903-619.0	30-640	Wall Mount Bracket Assembly (stainless steel)
8.930-177.0		LanCom Wireless Remote Control, 2-Step Detergent†	9.802-265.0	4-02750003	Hose Reel, Mini, 100 ft. (Fits Wall Bracket)
8.930-358.0		Additional Remote	8.711-860.0	4-02750002	Hose Reel, Mini, 50 ft. (Fits Wall Bracket)
8.930-131.0		Wall Mount Bracket for Fixed LanCom Remote	8.904-527.0	4-03177	Wheel Kit with Detergent Rack (stainless steel)
9.801-034.0	35-560	Floor Stand	8.903-521.0	30-5020	E-Zee Hose Reel & Mounting Kit (Fits Wheel Kit)
8.903-617.0	30-635	Floor Stand (stainless steel)	8.903-461.0	30-415	Remote On/Off Switch Option (Time-Delay units only)††
9.801-035.0	35-563	Caster Wheels (Fits 35-560 Floor Stand)	8.903-448.0	30-332	Float Tank Option with Inlet Soap Injection*†
9.801-036.0	35-565	E-Zee Hose Reel Kit (Fits 35-560 Floor Stand)	8.903-511.0	30-487	Automatic Start / Stop**††

* Float Tank cannot be ordered with Wheel Kit ** Replaces Time Delay Shutdown † LanCom Remote option not compatible with Auto Start/Stop or Float Tank options †† Not compatible with LanCom

PG & PE: Landa's Most Popular Belt-Drive Model for Constant Usage Applications

The PG and PE are the workhorses of Landa's cold water pressure washer line offering a broad range of Super Duty cleaning, from 1000 to 4000 PSI.

Features include:

- Insulated variable pressure wand (PG models over 3000 PSI only);
- Two spring-loaded feet to absorb vibration;
- Thermal pump protection;
- E-Z start valve on PG models;
- Landa belt-drive pump with 7-year warranty;
- 13-inch tubed pneumatic tires for easy maneuvering;
- 50 ft. of Tuff-Flex hose rated for up to 5000 PSI.



PG



PE

Model No.	Part No.	GPM	PSI	Pump RPM	Engine	Ship Weight
PG4-20324	1.107-010.0	4.2	2000	1300	270cc Honda	230
PG4-35324	1.107-011.0	3.7	3500	1185	389cc Honda	250
PG5-35224E	1.107-013.0	4.7	3500	1185	479cc Vanguard	300
PG4-40324E	1.107-012.0	4.0	4000	1190	614cc Honda	275

E = Electric start; battery not included

Model No.	Part No.	GPM	PSI	Pump RPM	Electrical V/Ph/Amp	Motor HP	Ship Weight
PE3-11024D	1.106-009.0	2.8	1000	1540	120/1/20	2	155
PE4-20024A	1.106-010.0	4.2	2000	900	230/1/27	6.2	265
PE4-20024B	1.106-011.0	4.2	2000	900	230/3/16	6.2	220
PE4-20024C	1.106-012.0	4.2	2000	900	460/3/8	6.2	220
PE4-30024A	1.106-013.0	3.5	3000	800	230/1/36	7.5	290
PE4-30024B	1.106-014.0	3.5	3000	800	230/3/21.5	7.5	280
PE4-30024C	1.106-015.0	3.5	3000	800	460/3/10.5	7.5	280
PE5-30024B	1.106-016.0	4.8	3000	1060	230/3/26.8	10	290
PE5-30024C	1.106-017.0	4.8	3000	1060	460/3/13.4	10	290

Outdoors/Indoors | Gasoline or Electric Powered | Direct Driven Pump

PC & PDE: Landa's Toughest Direct-Drive Cold Water Pressure Washers

The PC & PDE pressure washers offer a similar breadth of cleaning selection as the PG & PDE except with direct-drive instead of belt-drive pumps.

All PC models are powered by Honda or Subaru engines with recoil start while PDE models feature industrial-grade motors. Other features include:

- 50 feet of wire-braid high-pressure hose;
- E-Z start valve on PC models with 265cc or 389cc gasoline engine;
- Insulated, two-piece, straight-through wand;
- 36 ft. cord with operator-protecting Ground Fault Circuit Interrupter for 1-phase PDE models;
- Two rubber feet to absorb vibration and keep the unit from "walking" while in operation;
- Nickel plated handles on front and back for easy loading;
- Thermal pump protector to prevent overheating in bypass mode.



Model No.	Part No.	GPM	PSI	Pump	Pump RPM	Engine	Ship Weight
PC3-24324	1.107-005.0	2.3	2400	Landa	3200	163cc Honda	120
PC3-27324	1.107-006.0	2.5	2700	Landa	3200	196cc Honda	125
PC3-30124	1.107-007.0	3.0	3000	Landa	3200	265cc Subaru	160
PC4-35324	1.107-008.0	3.8	3500	Landa	3200	389cc Honda	175

Model No.	Part No.	GPM	PSI	Pump RPM	Electrical V/Ph/Amp	Motor HP	Ship Weight
PDE2-11024D	1.106-003.0	2.0	1000	3450	120/1/15	1.5	95
PDE2-15024D	1.106-004.0	1.8	1300	3450	120/1/20	2	110
PDE4-20024A	1.106-005.0	3.5	2000	3450	230/1/20	5	150
PDE4-30025B*	1.106-007.0	3.5	3000	3450	230/3/21.5	7.5	225
PDE4-30025C*	1.106-008.0	3.5	3000	3450	460/3/11	7.5	225

*Available only until current inventory of build components is depleted. Has AR pump.

OPTIONS AND ACCESSORIES

Part No.	Old No.	Description
9.801-026.0	35-353	EZ Hose Reel Kit, 100 ft.

PD: The Professional, Portable, Direct-Drive Cold Water Pressure Washers

The PD is Landa's professional direct-drive, cold water pressure washer line offering models and cleaning power of up to 3500 PSI.

Only high quality components are used on the PD, including most models carrying the tri-plunger high-pressure Landa pump with 7-year warranty, industrial-duty Honda engines, durable welded steel frame, and side-grip wand for cleaning effectiveness. The PD is certified to the rigid UL-1776 safety standards and has a 24-inch hose guard for burst protection.

PD Features Include:

- Up to 3.8 GPM, 3500 PSI
- Industrial-grade, direct-drive Landa pump with 7-year warranty or Comet or Legacy axial pump with 1-year warranty
- Reliable Honda engines with 3-year warranty (2-year warranty on 5HP models)
- E-Z pull starting on 13HP model
- 50 ft. steel-wire braid hose (25 ft. hose on 5HP models)
- Convenient hose and gun hangers
- Easy-to-attach detergent injector and soap nozzle



PD4-35324

Model No.	Part No.	GPM	PSI	Pump	Pump RPM	Engine	Ship Weight
PD3-23327	1.107-092.0	2.3	2300	Legacy	3400	160cc Honda GC	72
PD3-23326	1.107-091.0	2.3	2300	Comet	3400	160cc Honda GC	73
PD3-27324	1.107-094.0	2.5	2700	Landa	3400	196cc Honda GX	99
PD4-35324	1.107-096.0	3.8	3500	Landa	3400	389cc Honda GX	157



PD3-23327

PD3-27324

- Fatigue-free trigger gun with side-grip spray wand
- Four quick-couple color-coded hardened stainless steel nozzles
- Welded steel chassis with pneumatic tires

Outdoors/Indoors | Gasoline or Electric Powered | Direct Driven Pump

ZEF: *Landa's Toughest Direct-Drive Hand-Held Cold Water Pressure Washer*

Landa's ZEF cold water pressure washer has a flexible design and industrial features that make it ideal for indoor applications. Features include:

QUALITY in the rugged frame, a Landa pump with 7-year warranty and industrial-strength motor.

CONVENIENCE with the total package designed for cleaning in a tight, indoor facility, including a wall shelf, a remote on-off switch, auto-start-stop feature, an extra set of illustrated warning and operational stickers for posting at eye level. The ZEF is ideal for cleaning the work area and equipment.

- 1.8 GPM, 1400 PSI
- Direct-drive Landa Pump with 7-year warranty
- Auto start-stop feature
- Up to 180°F inlet water
- Industrial-strength motor
- UL-1776 safety certified
- Optional wall shelf



Model No.	Part No.	GPM	PSI	Pump RPM	Electrical V/Ph/Amp	Motor HP	Ship Weight
ZEF2-14024D	1.107-090.0	1.8	1400	1725	120/1/20	2	110

OPTIONS AND ACCESSORIES

Part No.	Old No.	Description
8.903-613.0	35-610	Wall Shelf and Wand Holder



Optional wall shelf and wand holder

ZG & ZE: *The Light-Duty, Hand-Held Cold Water Pressure Washers Weighing Only 65 Lbs.*

Landa's Light Duty cold water line features the ZG and ZE, the most rugged, economy, hand-held pressure washers.

The ZG model is powered by a Honda engine with low-tone muffler and is direct coupled to an axial high-pressure pump.

The ZE has a quality motor direct coupled to an axial pump.

These models feature an easy-grip handle positioned to make carrying more evenly balanced.

Other features include:

- Rubber pad feet to absorb vibration;
- 25 ft. of wire braid hose rated for up to 3000 PSI;
- Insulated straight-through high pressure wand;
- Insulated, two-piece wand;
- 35 ft. electric cord with GFCI on ZE model
- Downstream detergent injection;
- Thermal pump protector to prevent overheating in bypass mode.



Model No.	Part No.	GPM	PSI	Pump	Pump RPM	Engine	Ship Weight
ZG3-23236	1.107-018.0	2.3	2300	Axial	3400	160cc Honda GC	70
ZG3-24334	1.107-081.0	2.4	2300	Landa	3400	163cc Honda GX	80

Model No.	Part No.	GPM	PSI	Pump	Pump RPM	Electrical V/Ph/Amp	Motor HP	Ship Weight
ZE2-11026D	1.106-023.0	2.0	1000	Axial	3450	120/1/15	1.5	95

NG & HS: *Attaches to a Cold Water Washer to Deliver Hot Water Cleaning Effectiveness*

The stationary NG-3000 is heated by natural gas (LP-gas option available) and does not require electricity. The "LM" version has a Modulating gas valve to handle flow volumes over 4 GPM.

Features include a top-quality gas valve, electronic ignition (NG-3000LM only) and rupture disk for pressure buildup protection.

The HS-3000 is an electric-powered, diesel/oil-heated hot-water generator that offers the added benefit of portability.

Features include 36 ft. electrical cord with GFCI and Schedule 80 heating coil with 5-year warranty.



NG-3000



NG-3000LM
Shown with optional support table



HS-3000

Model No.	Part No.	Fuel	PSI	Max BTU	Ship Wt.
NG-3000	1.103-901.0	Natural Gas	3000	420,000	450
NG-3000LM	1.103-902.0	Natural Gas	3000	750,000	900

OPTIONS AND ACCESSORIES

Part No.	Old No.	Description
9.801-042.0	35-211	Kit to Convert Fuel to LP Gas (for NG-3000)
8.904-068.0	35-212	Kit to Convert Fuel to LP Gas (for NG-3000LM)
9.802-633.0	7-1010	LP Regulator Assembly
9.801-040.0	7-10031	Draft Diverter, 10" (NG-3000)
8.717-730.0	7-10032	Draft Diverter, 12" (NG-3000LM)
8.912-689.0	95-07163653	Support Table, 8" (for NG-3000LM)

Model No.	Part No.	GPM	PSI	HP	BTU	Volt/Ph/Amps	Ship Wt.
HS-3000	1.103-900.0	up to 6	3000	.2	420,000	120/1/5	390

OPTIONS AND ACCESSORIES

Part No.	Old No.	Description
8.903-530.0	30-512	Stainless Steel Outer Wrap
8.931-276.0		Stainless Steel Top Wrap with Black Bottom Wrap
8.711-858.0	4-02750001	175' Cox Hose Reel
9.804-067.0	4-02755030	100' E-Zee Hose Reel
8.903-522.0	30-5022	E-Zee Hose Reel Mounting Kit

Outdoors | Diesel or Gasoline Powered | Diesel/Oil Heated

TRV-3500: *Customized, Trailer-Mounted Hot Water Pressure Washer System*



The TRV-3500 trailer is made of extra-rugged 2-by-4 inch 10-gauge formed channel. The wheel and axle assembly feature leaf-spring suspension of up to 3,500 lbs. and 15-inch, white rimmed wheels. A powder-coated epoxy finish gives the entire package added weather protection.

Customize your TRV-3500 trailer is an easy to step process:

- Step 1: Select from four series of portable, self-contained, industrial-grade hot-water pressure washers.

Step 2: Add any options and accessories, such as hose reels, rear utility rack, side saddle tool boxes, etc. to enhance the performance.

Other features of the TRV-3500 trailer include:

- Heavy-duty chassis with recessed lights;
- Swing-away tongue to reduce required storage area
- 1,000 lb. swivel jack to easily maneuver unhitched trailer;
- 3-way ball valve for easy switching of the water flow from the holding tank to a faucet;
- 200 gallon white high-density polyethylene water tank with a 12-inch access port, 1 1/2-inch drain valve, 3/4-inch float valve and a 50-mesh inlet filter
- 15-inch, white rimmed wheels and sturdy fenders
- Optional hydraulic or electric brakes, hose reels, rear-mount utility rack, side saddle boxes and rock guard

Model No.	Part No.	Axle	Load Capacity	Water Tank	Ship Weight
TRV-3500	1.103-820.0	Single	3000 lbs	200 gal	1072 lbs

OPTIONS AND ACCESSORIES

Part No.	Description
FACTORY INSTALLED OPTIONS	
8.917-299.0	PGHW Mounting Assembly
8.917-300.0	MHP Mounting Assembly
8.917-399.0	PGDC Mounting Assembly
8.917-301.0	MHC Mounting Assembly
8.917-398.0	Hydraulic Brakes
8.917-397.0	Electric Brakes
8.917-553.0	Break-away Kit (available only with Electric Brakes)
8.917-554.0	High Pressure Hose Reel
8.917-555.0	Low Pressure Hose Reel
8.917-556.0	Saddle Boxes (2 boxes, factory installed)
8.917-557.0	Rock Guard (factory installed)
FIELD KITS	
8.917-560.0	Utility Rack (rated for up to 150 lbs, field installed)
8.917-558.0	Saddle Box (each, field installed)
8.917-559.0	Rock Guard (field installed)

Outdoors | Diesel or Gasoline Powered | Diesel/Oil Heated

TR-6000 / 3500: Top-Quality Trailer Packages Designed for Ease in Customizing

TR-6000

Accommodates these Landa Pressure Washers: SLT (Gasoline-powered), PGHW, PGDC, MHP



Shown with optional pressure washer, fuel & tool box, hose reels and chrome fender and wheels.

Model No.	Part No.	Axle	Load Capacity	Water Tank	Ship Weight
TR-6000	1.103-804.0	Tandem	6000 lbs	330 gal	1080 lbs
TR-3500	1.103-801.0	Single	3300 lbs	200 gal	720 lbs

Shown with optional PGHW pressure washer, hose reels, and chrome fender and wheels.



TR-3500

Accommodates these Landa Pressure Washers: PGHW, PGDC, MHP

Landa has made customizing a trailer-mounted wash system for on-site cleaning as easy as 1-2-3.

- Step 1: Choose from two rugged trailers—the dual-axle TR-6000 or the single-axle TR-3500.
- Step 2: Select one of Landa’s portable, industrial-grade, hot-water pressure washers to be mounted on at least one of the trailers to create a contract cleaner’s dream.
- Step 3: Add any or all of a broad selection of options and accessories, such as hose reels, chrome coverings, work lamp, etc. A full list is below.

Both trailers are made of extra-rugged 2-by-3 inch structural tubing. The wheel and axle assembly feature leaf-spring suspension of up to 3,500 lbs. per axle and 15-inch, white spoke wheels. A powder-coated epoxy finish gives the entire package added weather protection.

Other features of the trailer packages include:

- All electrical wiring is recessed within the tubular frame;
- Lighted license plate holder and recessed tail lights;
- 1,000 lb. swivel jack with a 2⁵/₁₆-inch ball coupler for quick and easy hook up of the trailer;
- Two 3-way ball valves for easy switching of the water flow from the holding tank to a faucet;
- Durable steel cage for holding the tank and pressure washer in place;
- High-density, polyethylene water tank with a 12-inch access port, 1¹/₂-inch drain valve, 3/4-inch float valve and a 50-mesh inlet filter; and two 5/16-inch chains for additional safety.

O P T I O N S A N D A C C E S S O R I E S

Part No.	Old No.	Description
BRAKES		
8.902-437.0	25-1000	Kit, Electric Brakes (per axle) for TR-6000 only
8.902-438.0	25-1001	Kit, Surge Brakes (per axle) for TR-6000 only (2-inch ball hitch)
8.902-440.0	25-1003	Kit, Electric Brakes (per axle) for TR-3500 only
8.902-441.0	25-1004	Kit, Surge Brakes (per axle) for TR-3500 only (2-inch ball hitch)
8.707-506.0	25-0050	Kit, Breakaway, Electric Brakes
8.902-439.0	25-1002	Kit, Surge Brakes, Lunette Eye (per axle) for TR-6000 only
8.902-442.0	25-1005	Kit, Surge Brakes, Lunette Eye (per axle) for TR-3500 only
CHEMICAL RACK		
8.912-409.0	95-07150035	2-5 gal. Bucket Chemical Rack
WHEELS AND FENDERS		
8.902-466.0	25-1040	Upgrade to Chrome Wheels (per pair)
8.902-468.0	25-1046	Upgrade to Chrome Fender Assembly for Tandem Axle (per pair)
8.902-467.0	25-1045	Upgrade to Chrome Fender Assembly for Single Axle (per pair)
8.707-493.0	25-0021	Chrome Wheel with ST205/75D15/C Tire (each) [Spare]
FUEL TANK AND TOOL BOX [Diesel Only]		
8.902-464.0	25-1030	Kit, Fuel & Tool, 45 gal. Tank for TR-6000 only
8.902-465.0	25-1031	Kit, Fuel & Tool, 24 gal. Tank for TR-6000 only

Part No.	Old No.	Description
HOSE REEL KITS (Hose NOT Included)		
8.902-447.0	25-1010	Kit, Landa Hose Reel for 75 ft. of 3/8-inch High-Pressure Hose
8.902-448.0	25-1011	Kit, Landa Hose Reel for 175 ft. of 3/8-inch High-Pressure Hose
8.902-449.0	25-1012	Kit, Landa Hose Reel for 75 ft. of 3/4-inch Garden Hose
LUNETTE EYE COUPLER (Replaces Standard Ball Hitch)		
8.902-436.0	25-0105	Kit, Adjustable Height Lunette Eye Coupler (2-inch)
MOUNTING KITS		
8.902-454.0	25-1020	Kit, Mounting & Plumbing for SGHW, SDHW, PGHW5-50524E
8.917-262.0		Kit, Mounting & Plumbing for PGHW5-4-30324E
8.917-263.0		Kit, Mounting & Plumbing for PGHW5-30224E
8.917-264.0		Kit, Mounting & Plumbing for PGHW5-35324E, 4-40324E
8.902-456.0	25-1021	Kit, Mounting & Plumbing for PGDC, MHP
8.902-463.0	25-1027	Kit, Mounting & Plumbing for SLT
SIGNAGE PLATE		
8.902-469.0	25-1050	Signage Plate
VINYL SKID COVERS		
8.709-109.0	2-9025	Vinyl Skid Cover for SGHW, SDHW
8.749-946.0		Vinyl Skid Cover for PGHW, PGDC



An Integrated Cleaning Solution with Water Reclamation and Recycle Ability

The innovative patent pending ECOS mobile wash/reclaim trailer allows Landa to offer the first environmentally clean operating system to leverage Trans Heat Technology, which captures the heat from the engine exhaust to preheat the inlet water by up to 20°F. Trans Heat Technology improves efficiency by up to 20% and significantly reduces emissions. The integrated reclamation system allows the user to pick up, filter, and reuse the water to continue the cleaning application.



Coming Fall 2010

- Powered by Honda GX670RTXF Gasoline Engine
approx. 24 gross hp
- Landa LT6035 G3 Pump
- 120V Oil Fired Burner System
- Patent Pending Trans Heat Technology
uses exhaust to pre-heat inlet water
- Integrated Waste Water Reclamation and Filter System
with 50' vacuum hose
- 100' High Pressure Hose Reel
- 100' Low Pressure Hose Reel
- Integrated 4kw Generator
to power lights or other accessories
- 4 Water Tanks
total 400 gallons; use 2 front, 2 back, or all 4 together
- Patent Pending Dyna-Belt Tensioning System
- Built In Detergent Rail
secures up to 4 five-gallon buckets
- Large Walk-In Galley
for convenient storage of accessories
- Easy Access Controls for Operator Ease
valves, vacuum, and pressure washer controls all in one location
- Fold Out Ramp
allows for easy loading and unloading of cargo
- 7000 lb Load Capacity
with tandem axle and electric brakes
- Pre-Drilled for Accessories
for easy addition of more hose reels, lights, or optional ladder rack
- Hidden Storage
for small tools and accessories

For A Better Tomorrow...Clean Green with LANDA!

Look for the **LANDA**® and **Legacy** logos for assurance of receiving only the highest quality parts and accessories. Following is a sampling of some popular parts and accessories. Also look for **AP** for our value line of pressure washer parts and accessories which are high on performance but low on price.

Landa Gun

Designed exclusively for Landa to meet the demands of the high pressure cleaning professional.

LANDA®



- **PSI:** 5000
- **GPM:** 10.5
- **Temperature:** 320°F
- 3/8" FPT inlet x 1/4" FPT outlet
- Weight: 20 oz

Landa 5000 PSI

Part No.	Old No.	Description
8.749-170.0		Landa Gun
8.749-354.0		Repair Kit

Legacy AP1000 Trigger Gun

The World's most popular and easy to repair trigger gun!!!

Legacy



- **PSI:** 4500
- **GPM:** 12
- **Temperature:** 300°F
- 3/8" FPT inlet x 1/4" FPT outlet
- Weight: 19 oz


AP1000

Part No.	Old No.	Description
9.802-229.0	353010	AP1000
8.710-414.0	353010W	AP1000 Weep
8.704-157.0	109856	Unitized Valve
8.704-158.0	109857	Unitized Valve (Weep)
8.704-159.0	109858	Trigger Seal Kit
CASE LOT SAVINGS!		
8.916-530.0		Case of 45, (of 9.802-229.0)

Landa Variable Pressure Lances

The Landa Stainless Steel Variable pressure lance simply out classes the competition. 41" length to meet ETL Standards plus 1/4" stainless steel tubes provide superior look and durability. Designed specifically for Landa to our specifications

LANDA®



- **PSI:** 4000
- 1/4" stainless or zinc plated tubes
- Fully insulated
- New improved brass valve body and Stainless Steel valve bushing



Part No.	Old No.	Description
8.711-308.0	4-011143A	Stainless Steel w/ Coupler
8.710-722.0	4-0111391	Stainless Steel Lance Only
8.711-293.0	4-0111351A	Zinc Plated w/ Coupler
9.803-267.0	83-SSVPKIT	Repair Kit

Tuff-Skin 2-Wire 6000 PSI Hose



- Wrapped impression, maximum oil resistant tube and cover
- LANDA branded yellow hose guard
- 2-wire protection
- Seven times greater abrasion resistance
- Built to SAE 100R2AT OD dimensions
- 3/8" MPT Swivel x 3/8" MPT Solid

LANDA®

Part No.	Size	Temp	PSI
8.739-071.0	25' x 3/8" ID	275°F	6000
8.739-072.0	50' x 3/8" ID	275°F	6000
8.739-073.0	75' x 3/8" ID	275°F	6000
8.739-074.0	100' x 3/8" ID	275°F	6000
8.739-075.0	150' x 3/8" ID	275°F	6000
8.724-042.0	3/8" (bulk hose)*	275°F	5800

*400 feet per reel

Case Lot **CASE LOT SAVINGS!**

8.916-330.0	Case of 40, (of 8.739-074.0)
-------------	------------------------------

Tuff-Skin 1-Wire 4000 PSI Hose



- Wrapped impression, maximum oil resistant tube and cover
- LANDA branded black hose guard
- 20% greater flexibility
- Seven times greater abrasion resistance
- Built to SAE 100R1AT OD dimensions
- 3/8" MPT Swivel x 3/8" MPT Solid

LANDA®

Part No.	Size	Temp	PSI
8.739-025.0	25' x 3/8" ID	275°F	4000
8.739-026.0	50' x 3/8" ID	275°F	4000
8.739-027.0	75' x 3/8" ID	275°F	4000
8.739-028.0	100' x 3/8" ID	275°F	4000
8.739-029.0	150' x 3/8" ID	275°F	4000
8.724-037.0	3/8" (bulk hose)*	275°F	4000

*500 feet per reel

★ FEATURE ITEMS ★

Legacy REVOLUTION Turbo Nozzle



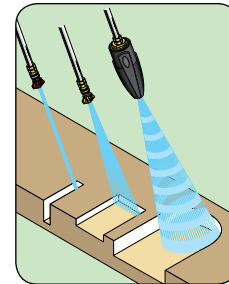
- 4000 RPM
- 4350 PSI at 185°F.
- Wear-resistant ceramic nozzle and bearing ring.

Nozzle Part No.	Old No.	Orifice	PSI
9.302-242.0	374231	3.5	4350
9.302-243.0	374232	4.0	4350
9.302-244.0	374233	4.5	4350
9.302-245.0	374234	5.0	4350
9.302-246.0	374235	5.5	4350
9.302-247.0	374236	6.5	4350
9.302-248.0	374237	7.0	4350
9.302-249.0	374238	10.0	4350

Repair Kit Part No	Old No.	Orifice
2.884-972.0	079920	3.5
2.883-824.0	079921	4.0
8.932-953.0	079922	4.5
2.883-823.0	079923	5.0
2.883-822.0	079924	5.5
8.932-956.0	079925	6.5
2.884-974.0	079926	7.0
2.884-975.0	079927	10.0

With the Legacy Revolution rotary nozzle you get:

- **Greater Cleaning Power:** The Revolution is engineered to increase the impact pressure by more than 10 times that of conventional nozzles!
- **Longer Operating Life:** The Revolution's operating life is extended significantly by its wear-resistant ceramic nozzle and bearing ring.
- **More Durable and Versatile:** The Revolution features an extra-resilient housing protector and is capable of handling a stream of up to 4350 PSI at 185°F.



Legacy's Revolution gives you the best of both worlds: The deep cleaning impact of a 0-degree nozzle and the fast cleaning of a wide-coverage fan spray nozzle

Quick Couplers



- Precision brass design
- Stainless steel band for increased durability (except 1/2 inch)
- Unrestricted free flow
- 4000 PSI max

Brass Couplers, designed for 4,000 PSI and extended durability. Affordable and rugged all in one.

Part No.	Old No.	Description	Case Lot Part No.
9.802-164.0	2-2000	1/4" FPT	8.916-538.0 Case of 200 Couplers
9.802-166.0	2-2002	3/8" FPT	8.916-537.0 Case of 200 Couplers
8.707-166.0	2-20180	1/2" FPT	
9.802-165.0	2-2001	1/4" MPT	8.916-542.0 Case of 200 Couplers
9.802-169.0	2-2003	3/8" MPT	8.916-541.0 Case of 200 Couplers
8.707-167.0	2-20181	1/2" MPT	



- Zinc plated
- Hardened steel
- 4000 PSI max

Steel Nipples, hardened steel combined with zinc yellow chromate plating holds up to the harshest environments.

Part No.	Old No.	Description	Case Lot Part No.
8.707-136.0	2-2004	1/4" FPT	8.916-361.0 Case of 200 Nipples
8.707-137.0	2-20040	1/4" x 1/8" FPT	
9.802-170.0	2-2006	3/8" FPT	8.916-536.0 Case of 200 Nipples
8.707-165.0	2-2018	1/2" FPT	
8.707-139.0	2-2005	1/4" MPT	8.916-540.0 Case of 200 Nipples
9.802-171.0	2-2007	3/8" MPT	8.916-539.0 Case of 200 Nipples
8.707-164.0	2-2017	1/2" MPT	

Stainless Steel Quick Couplers



- Chemical resistant
- 303 stainless steel
- 5500 PSI

Part No. MPT	Old No.	Part No. FPT	Old No.	Description
8.707-110.0	2-2001SS	8.707-103.0	2-2000SS	1/4" Stainless Steel Couplers
8.707-135.0	2-2003SS	8.707-125.0	2-2002SS	3/8" Stainless Steel Couplers
8.707-140.0	2-20051	8.707-138.0	2-20041	1/4" Stainless Steel Nipples
8.707-152.0	2-20071	8.707-144.0	2-20061	3/8" Stainless Steel Nipples

Two-Gun Tee Coupler

LANDA®

Two-Gun Tee Coupler makes switching from one gun to two a snap. 3/8" quick coupler fittings good up to 4000 PSI.



- For use with dual gun systems
- Couples onto outlet nipple
- 3/8" couplers

Part No.	Old No.	Description
8.902-421.0	2-2014	Two Gun Splitter

Pit Cleaner

LANDA®

Cleaning sludge from the bottom of a collection pit or tank is neither easy nor fun. But the Pit Cleaner makes it bearable.

An extended wand is attached to a cold- or hot-water pressure washer with a minimum of 1000 PSI. The pressure is channeled so that it creates a vacuum, capable of suctioning mud and sludge from the bottom of a pit, tank or even a pond.

The sludge is deposited into a porous collection bag, mounted on a hand truck, where the water drains out and the sludge is allowed to dry for proper disposal.



4-41120

30-580



30-575



Part No.	Old No.	Description
8.903-600.0	30-575	Pit Cleaner Assembly (w/hose)
8.709-206.0	30-580	Sludge Cart (sold separately)
8.712-501.0	4-41120	Sludge Pump Head w/ 05 nozzle
8.711-813.0	4-02190003	Hose, 1-1/2" Spirallite, per foot

Insulated Lances

Landa Quality through and through. Superior heat protection with stainless steel tube construction. Available in stainless steel and zinc plated with vented grips or with molded plastic grip as shown below

LANDA®



- 4-0111021 35.5" lance with vented grip and coupler, stainless steel shown
- Vented insulated grip

Part No.	Old No.	Length	Description
8.803-805.0	4-0111021	35.5"	Lance w/ Coupler, SS
8.711-297.0	4-01114230	35.5"	Lance only, SS
8.904-439.0	4-011062	72"	Lance w/ Coupler, Plated
8.711-300.0	4-0111427	72"	Lance only, Plated

Voltage Regulator

LANDA®



- Designed specifically for LANDA for use on 12VDC burner systems.

Part No.	Old No.	Description
9.802-531.0	6-0615	25 Amp, 15 Volt

Discharge Manifold / Rupture Disk

LANDA®



- Prevents dangerous thermal expansion of water in the coil
- Ensures operator safety

Part No.	Description
9.149-003.0	Coil Outlet Discharge Manifold
8.725-944.0	Rupture Disk, 8000 PSI, Red
9.151-014.0	Rupture Disk, 5000 PSI, Blue
9.184-030.0	Rupture Disk Spacer

Landa Flow Switch

LANDA®



6-021730

- Horizontal or vertical mount
- 4350 psi
- 8 GPM max flow, 1.8 GPM min flow
- 180°F
- 12-250V, .8 Amps
- 3/8" FPT inlet/outlet
- 2 Wire Reed

Part No.	Old No.	Description
8.933-006.0	6-021730	Landa MV60, Versatile Mount (Gray)
8.712-244.0	410305A	Vertical Mount Only
9.803-266.0	6-021740	Replacement Reed Switch

Legacy Flow Switch

Legacy

Spring return float allows full mounting versatility.



- 4050 max pressure
- 3500 rated pressure
- Horizontal or vertical mount
- Forged brass body
- 3/8" MPT inlet/outlet
- 8 GPM
- 190°F
- One Amp switch
- Solenoid control

Part No.	Old No.	Description
8.712-246.0	410307P	Flow Switch
9.803-266.0	109672	Reed Switch Only (2 wire)

Legacy 4 & 5 Pack Color Coded QC Nozzle Kits



QC Soap Nozzle
40 x 65°

Made in
USA

1/4" Quick Coupler Nozzle Kits

- Hardened SS one piece body for long life
- High impact, uniform, flat spray pattern
- Color coded by spray angle

4-Pack (0°, 25°, 40°, and Soap)

Part No.	Nozzle Size
8.726-117.0	3.0
9.104-028.0	3.25
8.726-119.0	3.5
8.726-120.0	4.0
8.726-121.0	4.5
8.726-122.0	5.0
8.726-123.0	5.5
8.726-124.0	6.0
8.726-125.0	6.5

5-Pack (0°, 15°, 25°, 40°, and Soap)

Part No.	Nozzle Size
9.104-024.0	3.0
9.104-016.0	3.25
8.726-128.0	3.5
9.104-030.0	4.0
8.726-130.0	4.5
8.726-131.0	5.0
8.726-132.0	5.5
8.726-133.0	6.0
8.726-134.0	6.5

Legacy Individual 1/4" QC Nozzles



QC Nozzles

Made in
USA

"QC", Color Coded, Hardened Stainless Nozzle, fits most 1/4" quick couplers. Rated for 4000 PSI.

Orifice	0° (Red) Part No	15° (Yellow) Part No	25° (Green) Part No	40° (White) Part No
3.0	8.723-576.0	8.902-482.0	8.902-484.0	8.902-485.0
3.25	8.708-538.0	8.708-539.0	8.708-540.0	8.708-541.0
3.5	8.723-577.0	8.726-104.0	8.708-526.0	8.902-487.0
3.75	8.708-527.0	8.708-528.0	8.708-529.0	8.708-530.0
4.0	8.708-531.0	8.708-532.0	8.708-533.0	8.708-534.0
4.5	8.723-578.0	8.708-535.0	8.708-536.0	8.708-537.0
5.0	8.726-105.0	8.726-106.0	8.726-107.0	8.726-108.0
5.5	8.723-579.0	8.902-492.0	8.708-542.0	8.902-493.0
6.0	8.726-109.0	8.726-110.0	8.726-111.0	8.726-112.0
6.5	8.726-113.0	8.726-114.0	8.726-115.0	8.726-116.0

QC Soap Nozzle



Part No.	Orifice	Degree
8.723-636.0	40	65°

Landa Fuel Filter / Water Separator



8.709-158.0

- Removes water from fuel
- Replace elements w/o tools
- 10 micron element
- 1/4" FPT inlet and outlet
- Filters gasoline and diesel fuel

Part No.	Old No.	Description
8.709-158.0	2-9905	Filter, Fuel/Water Separator
8.709-161.0	2-99051	Replacement Element
8.709-163.0	2-99052	Replacement Element, Fuel/Water Sep - Heavy-duty
8.709-164.0	2-99053	Kit, O-Rings & Drain Plug
8.700-553.0	2-99054	Kit, O-Rings, Drain Plug, Cup
8.700-554.0	2-99055	Plug, Vent, Plastic

Legacy Compact Foamer

Generates a high density clinging foam for extended dwell time to increase chemical action



- Stainless steel, aluminum and brass
- 5" long, 1" diameter
- 4 and 6.5 nozzle included
- 1 to 5 GPM max flow
- 195°F max temperature
- 2500 PSI max pressure

Part No.	Old No.	Description
8.903-998.0	344022V	1/8" F Inlet
8.903-999.0	344023V	1/4" F Inlet

NOTE: Most cleaning chemicals perform best when applied at 120° - 150°F and can be applied as a foam by adding a foaming agent. See your chemical supplier to obtain the correct product.

Brass Chemical Filter

50 mesh stainless steel screen. Removable mesh for easy cleaning. Heavy-duty one-piece brass body holds the filter on the bottom of tank.



- 1/4" hose barb
- Stainless steel check ball

Part No.	Old No.	Description
9.803-672.0	340010X	With Check Valve
8.709-934.0	340012X	Without Check Valve

Landa Hose Reels

LANDA®

Fully assembled and ready to use!

Landa hose reels were designed for ease of use and durability in commercial pressure washer applications.

Offering 100' and 200' reels in both a fixed base and 360 degree rotating base. The oversized reel holds the advertised length plus leaves additional space reducing the difficulty of reeling hose. The unique extended swivel improves the hose connection and reduces hose wear and stress.

Features:

1. Rugged heavy-duty construction for commercial applications.

- Heavy gauge steel fabrication
- Gloss black powder coating
- Easy to use brake mechanism reduces unwinding backlash
- Oversized heavy-duty locking mechanism prevents slippage during reel operation.
- Durable handle

2. "Flip-Over" hose guide: Allows ease of use from either side of the reel

3. Oversized: Oversized to easily fit the advertised length of hose. When we say 100' we mean 100+ feet will easily fit.

4. New swivel design: The reels come with an extended swivel which prevents bends and stress on the hose where it attaches to the reel. Swivels carry a two year warranty.

5. Rotary mount: 360 degree rotation with an oversized heavy-duty locking mechanism. Allows for continual alignment with the hose. Mounts to round or square tubing.

6. Fully assembled: Ready to use out of the box. Saves time and money.

Specifications:

- 5000 psi
- 325°F
- 100' and 200' fixed base
- 100' and 200' 360 degree rotating base
- High pressure double seal swivels.
- Reels equipped for 3/8" hose. Easily convertible to 1/2" hose with the change to a 1/2" swivel.
- 2 year warranty



Part No.	Description	Length
8.750-487.0	Pivot Reel	100' x 3/8"
8.750-484.0	Pivot Reel	200' x 3/8"
8.750-477.0	Fixed Based	100" x 3/8"
8.750-480.0	Fixed Based	200' x 3/8"

NOTE: Hose not included

Legacy Universal Unloader (UU1)

Legacy



The Legacy Universal Unloader is unique in that it allows for height and width adjustments making it ideal for any pump. Patent Pending.

- 6 GPM
- 3500 PSI
- 195°F
- Forged brass body
- 1/2" NPT inlet
- 3/8" NPT outlet
- Stainless steel seat and low-friction, wear-resistant plunger
- 16.1 oz weight

PATENT PENDING

Part No.	Description
9.175-018.0	Universal Unloader (UU1)

Legacy Electric Motors (TEFC)

Legacy



Totally Enclosed Fan Cooled (TEFC)

Part No.	HP	RPM	Shaft Dia	Bolt Circle	Frame/C-Face	Full Load Amps	Voltage
8.750-172.0	1.5	1725	5/8"	5-7/8"	56C	13	115
8.750-173.0	1.5	3450	5/8"	5-7/8"	56C	13	115
8.750-174.0	2.0	1725	5/8"	5-7/8"	56C	18	115
8.750-175.0	2.0	3450	5/8"	5-7/8"	56C	17.5	115

PRESSURE WASHER ACCESSORIES

Landa Water Jet Surface Cleaner

LANDA®

Water Jet is the Mercedes-Benz of the surface cleaning market. It handles easier, cleans faster and holds up better under the toughest conditions.

The Water Jet's spray bar spins at 2000 RPM and can be adjusted to blast concrete but not dig up asphalt or wood. The rotating bar and shaft are made of stainless steel with sealed precision guide bearings for low maintenance and a long life.

A holster-mounted trigger gun and insulated wand make for convenient spot cleaning in hard-to-reach places.

Other features include:

- Made of durable, rust-free polyethylene, for easy handling, but weighs only 45 lbs.
- Pneumatic tires on steel wheels make for easy maneuvering on all surfaces;
- Easy-to-clean, in-line filter keeps spray nozzles from plugging;
- Auto switching between surface cleaner and holster-mounted wand;
- Tri-lingual warnings and operating instructions;
- Collapsible handle for ease in transporting.



2-11058
Rotary Union

Part No.	Old No.	Description
8.903-606.0	30-585	Water Jet Surface Cleaner
8.912-854.0	95-0728030	Spray Angle Adjustment Tool
8.707-011.0	2-11058	Rotary Union
8.718-244.0	81-21007L	Actuator Valve Assembly
8.722-172.0	81-21227	Repair Kit, Actuator Valve

- **Rating:** Super-duty
- **Recommended Usage:** Heavy
- **Attaches to:** Any hot- or cold-water pressure washer with minimum of 2000 PSI, 190°F
- **Max PSI:** 4000
- **Max Temp:** 200°F
- **Cleaning Width:** 20"

Landa Cyclone Surface Cleaner

LANDA®

The economy model flat surface cleaner, Landa's Cyclone is the price-competitive surface cleaner with many of the same design features that have made the top-of-the-line Water Jet so popular.

The Cyclone's non-adjustable spray bar also spins at 2000 RPM and seemingly glides across flat surfaces riding on the evenly balanced tubed pneumatic tires and swivel caster wheel.

The rotating bar is made of stainless steel with medium-duty sealed precision guide bearings.

Other features include:

- Durable, rust-free polyethylene spray housing;
- Fatigue-free trigger handle turns unit on/off for operator safety;
- Tangle-free hose connection for ease of maneuvering; and
- Tri-lingual operating instructions for added liability protection.



Part No.	Old No.	Description
8.903-608.0	30-587	Cyclone Surface Cleaner
8.707-006.0	2-11055	Rotary Union

- **Rating:** Heavy-duty
- **Recommended Usage:** Medium
- **Attaches to:** Any hot- or cold-water pressure washer with minimum of 2000 PSI, 190°F
 - **Max PSI:** 3500
 - **Max Temp:** 200°F
 - **Cleaning Width:** 20"

Whisper Wash Flat Surface Cleaners

- Saves labor, fuel & water
- Eliminates overspray and zebra striping
- Use with conventional pressure washers
- Use with cold or hot water
- Balanced spray bar
- Quick connection
- 2,000 to 4,000 PSI
- 2500 RPM

Applications:

- Service Stations
- Pool & Patio Decks
- Warehouse Floors
- Loading Docks
- Parking Lots
- Public Facilities
- Restaurants
- Gondolas
- Stadiums
- Marina Docks
- Driveways
- Sidewalks
- School Yards
- And lots more!!



The "Maxima 36"

- Portable Breakaway Handle
- 212°F
- 4-10 GPM
- 2500 RPM
- Dimensions:
Cover: 36"
Handle: 77"
- Weight 37 lbs

Part No.	Old No.	Description
8.710-089.0	343636	Maxima 36

The "Big Guy"

- Powder coated aluminum housing
- Oversized, self-lubricating twin thrust bearings
- Choice of 2 or 4 nozzles
- 10" pneumatic tires, 4" caster
- Crafted with durable stainless steel & aircraft aluminum
- 212°F
- 4-10 GPM
- Dimensions: 28" x 44" x 12"
- Weight 48 lbs



Part No.	Old No.	Description
8.710-074.0	343606	Whisper Wash Big Guy 2 Nozzles
8.710-075.0	343607	Whisper Wash Big Guy 4 Nozzles
8.750-604.0		Complete Swivel Kit, New Style; Classic, Big Guy & Ground Force
8.701-879.0	092105	Repair Kit, Seal, Big Guy & Classic
8.701-874.0	092101	Spraybar, 4 Nozzle, Big Guy
8.701-876.0	092102	Spraybar, 2 Nozzle, Big Guy

Whisper Wash Flat Surface Cleaners

- continued

Ground Force

- Flip and fold handle
- Choice of 2 or 4 nozzles
- Rebuildable swivel
- 212°F
- 4-10 GPM
- Dimensions: 24" x 60" x 9"
- Weight 29 lbs



Part No.	Old No.	Description
8.710-076.0	343608	Ground Force

The Classic

- Portable breakaway handle
- ABS Housing
- 2" nylon brush
- 212°F
- 4-10 GPM
- Dimensions: 19" x 77" x 12"
- Weight 28 lbs



Part No.	Old No.	Description
8.710-073.0	343605	Whisper Wash Classic
8.750-604.0		Complete Swivel Kit, New Style; Classic, Big Guy & Ground Force
8.701-879.0	092105	Repair Kit, Seal, Big Guy & Classic

The Ultra Clean WW

- ABS Housing
- Four 3" casters
- Powder coated handle
- 185°F
- 3-6 GPM
- 2500 RPM
- Dimensions: 19" x 43" x 9"
- Weight 23 lbs



Part No.	Old No.	Description
8.710-072.0	343604	Whisper Wash Ultra Clean WW

PRESSURE WASHER ACCESSORIES

Whisper Wash Flat Surface Cleaners - continued

The Ultra Clean HC

- ABS Housing
- 2" nylon brush
- Powder coated handle
- 185°F
- 3-6 GPM
- Dimensions: 16" x 43" x 9"
- Weight 19 lbs



Part No.	Old No.	Description
8.710-071.0	343603	Whisper Wash Ultra Clean HC

Repair Kits

Part No.	Old No.	Description
8.701-879.0	092105	Seal Kit; Classic, Big Guy & Ground Force
8.701-882.0	092108	Seal Kit; Ultra Clean
8.701-883.0	092109	Complete Swivel Kit; Ultra Clean
8.750-604.0		Complete Swivel Kit, New Style; Classic, Big Guy & Ground Force
8.707-653.0	251119	2.5 x 25" 1/4" nozzle fits All Models

SideWinder Surface Cleaner



8.739-432.0

- 2000-4000 psi
- 12 GPM max
- 210°F
- Available in collapsible & fixed models

2-Year Mfg. Warranty



8.739-431.0

- Available in both black and red
- Heavy duty aluminum handle
- 20" deck
- 19 lbs.

Part No.	Old No.	Description
8.739-431.0	343690	SideWinder 105F Fixed Black
8.739-432.0	343691	SideWinder 105C Collapsible Black

Mosmatic Gun Swivel



Mounts to your high pressure gun or lance for an easy turning, low maintenance gun swivel



- 4000 PSI
- 250°F
- 30 RPM

Part No.	Old No.	Description
8.712-467.0	421057	1/4" MPT / 1/4" FPT Gun Swivel
8.712-466.0	421056	3/8" MPT / 3/8" FPT Gun Swivel

Mosmatic Surface Cleaners & Duct Cleaner



Turbo Surface Cleaner

Delivers high-pressure performance with low maintenance for any hot or cold pressure washer. Completely stainless steel design makes this the toughest surface cleaner available in the pressure cleaning market.



- 250°F
- 4000 PSI
- 6.5lbs

Swiss engineered with high RPM Swivel features reinforced self-lubricated stainless steel ball bearings and dual spring based carbide seal bushings for long-lasting operation under tuff conditions.

Ideal for Pressure Washer Contractor to clean Walls, Ceilings, Public Facilities, Tile Floors and other hard to reach areas. Uses 1/8" meg 1503 nozzles.



- 250°F
- 4000 PSI
- 2lbs
- Inlet Ports: 3/8" NPTF

Duct Cleaner

Designed as an accessory for use with high pressure pumps or pressure washers. Cleans Ducts, Chutes, Vents, Restaurant Exhausts, Tanks, etc.

Self rotating and feeding stainless steel triple bearing system for constant easy turning. Nozzle holders are 1/8" NPTF. Nozzles are sold separate.



12" Surface Cleaner

Designed for effortless cleaning of small areas including walls and angled surfaces.

High RPM swivel with integrated toggle joint and adjustable tension system.

- 250°F
- 4000 PSI
- 9lbs
- 12" SS Cover




Part No.	Old No.	Description	PSI
8.712-284.0	411171A	Turbo Cleaner - 8"	4000
8.712-285.0	411172	Toggle Joint KGK	4000
8.712-280.0	411156	Duct Cleaner TXR-2s, Adjustable	4000
8.712-279.0	411155	Duct Cleaner TXR-2s, Fixed	4000
8.749-911.0		Surface Cleaner - 12"	4000

Mosmatic Roof Cleaner



Industrial quality tool specially designed for efficient, high pressure roof cleaning while keeping the operator in a safe area.

- 21-inch
- 4000 PSI
- 250°F
- 31.9 lbs.
- Pressure gauge
- Ball valve
- Adjustable Wheels (height & width)
- Safety eye connection for rope or cable
- (2) 1/8" nozzles sold separately



Part No.	Description
8.749-910.0	Mosmatic Roof Cleaner

Undercarriage Cleaner

Legacy

- No more crawling under a vehicle
- Simply connect to your hot or cold water pressure washer
- Easy to handle & maneuver
- Removes road grime, fuel & oil contaminants
- Removes snow sludge & ice
- Provides a clean working environment for technicians
- Stainless steel rotating assembly built to withstand pressures up to 4000 PSI and 250°F
- 5.5" Required Clearance
- 7250 PSI Carbon Steel Ball Valve
- 4 Nozzles: (2) 0° #2.0, (2) 25° #2.0



Part No.	Description
8.749-303.0	Undercarriage Cleaner

Vinyl Skid Covers

LANDA®

Custom-designed covers provide all-weather protection for Landa's skid-mounted pressure washers.

Made of seamless, truck-tarp-quality, vinyl-coated polyester (18 oz. per square yard), the covers fit snugly over the equipment so there is no need to tie down the cover.





2-9025

The covers are both waterproof and capable of withstanding high winds.

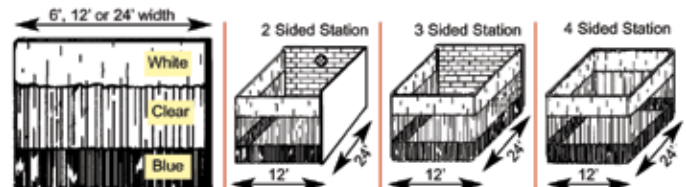
Part No.	Old No.	Description
8.709-109.0	2-9025	SDHW, SGHW, Vinyl Cover
8.749-946.0		PGHW, PGDC, Vinyl Cover
8.709-111.0	2-9026	PGHW, PGDC (pre-2008 models only)

Goff's Curtain Walls

Build a Power Wash Cell to meet your needs. Goff's Curtain Walls™ increase useable floor space while controlling overspray, contaminants, climate, and noise levels. Curtain Walls™ glide easily on steel track and dual-wheeled rollerhooks. Made from a combination of 14-oz. heavy-duty, reinforced vinyl and double-polished 20-mil clear PVC material. Reinforced hems and chain-weighted lower hems add durability. Hook and loop fasteners on side hems attach to adjacent panels. Meet NFPA-701 requirements for flame retardancy. Curtains are also rot and mildew resistant. Standard model has a white vinyl top, clear PVC center, and blue vinyl bottom.



- #2 Brass tooth grommets on 1' centers
- 14 oz. reinforced vinyl white top section
- All seams double locked stitched
- Hook & Loop Fasteners allow adjacent panels to be easily attached to one another
- 20 mil. double polished clear window
- All sections joined together using mildew/rot resistant thread
- 14 oz. reinforced colored vinyl section (your choice of over 12 different colors)
- Chain weighted lower hem



Part No.	Old No.	Description	PSI
Single			
9.841-694.0	681133	6' width x 12' high	1500
8.717-007.0	681083	12' width x 8' high	1500
8.717-008.0	681084	12' width x 9' high	1500
8.739-485.0	681082	12' width x 12' high	1500
8.717-009.0	681086	24' width x 10' high	1500
8.739-486.0	681087	24' width x 12' high	1500

Station			
9.841-695.0	681145	4-sided x 12' high	1500

includes hardware, track & rollers (white top, clear center & blue bottom panel)
All 2, 3 & 4-sided stations are 12' wide x 24' long (see diagram above)

Other sizes available - call for details

Water Broom 16"



AP

- 4000 PSI
- Fits any 1/4" wand
- Requires (4) 1/4" nozzles and wand

Part No.	Old No.	Description
8.710-082.0	343615	Water Broom 16"

Landa Industrial Sandblasters

LANDA®

For the extra-tough cleaning jobs, wet-sandblasting is the dust-free solution.

Landa's sandblasters attach to a hot-or cold-water pressure washer and, using a venturi, mixes sand or other abrasive media with the high-pressure spray to create enough cleaning power to strip paint off concrete and barnacles from a ship's hull.

The sandblasting nozzle is made of tungsten carbide for long life. There are two models—a top-of-the-line steel pot (photo at right) with tight-fitting lid or with a probe only.

Other features include:

- Quick-connect coupler for ease in attaching sand probe or pot;
- Valve for metering the flow of the media;
- Tubed, pneumatic tires for easy maneuvering.



4-011211



4-011201

- **Rating:** Super-duty
- **Recommended Usage:** Heavy
- **Attaches to:** Any hot- or cold-water pressure washer with minimum volume of 4 GPM

Part No.	Old No.	Description
8.904-470.0	4-011201	Sandblaster w/ Pot (Carbide)
8.904-472.0	4-011211	Sandblaster w/ Probe (Carbide)

Landa Sand Nozzle

LANDA®

Tungsten Carbide provides maximum durability for sand blasting application.



- Carbide insert
- Light weight
- Easily changed

Part No.	Old No.	Description
8.712-416.0	4-2002	Carbide Sand Nozzle

Professional Sandblast Head



- Long-wearing Carbide sand nozzle
- 1/4" FPT water inlet
- 200°F
- 10 GPM
- 3500 PSI
- Sand probe weight 6 oz, length 16"
- Head weight 13 oz

Nozzle Size	Part No.	Old No.
3.5	8.711-242.0	391631
4.0	8.711-243.0	391632
4.5	8.711-244.0	391633
5.0	8.904-403.0	391634
5.5	8.711-245.0	391635
6.0	8.904-404.0	391636
8.0	8.711-246.0	391637

Part No.	Old No.	Description
8.711-247.0	391640	Sand Probe
8.901-264.0	121041	1/2" ID Polybraided Tubing, 25'

Sandblast Kit - Carbide Nozzle Industrial Grade



A Venturi orifice creates a uniform blast pattern, doubles sand velocity and produces up to 45% more work with 20% less sand.



- 5500 PSI Max Working Pressure
- 10 GPM Max Flow
- 200°F
- 10 lbs.
- Nozzle tips sold separately

Part No.	Old No.	Description
8.701-485.0	084079	Sand Blast Kit DWSDBTK

Sandblast Nozzles Tips



Replacement tips for Sandblaster Kit (part no. 8.701-485.0 - Old No. 084079)

- Use 1/4" meg 5° spray tip

Part No.	Old No.	Description
8.707-668.0	251159	4.0 x 5° Tip
8.707-685.0	251198	5.0 x 5° Tip
8.707-696.0	251221	5.5 x 5° Tip
8.707-701.0	251237	6.0 x 5° Tip
8.707-709.0	251256	6.5 x 5° Tip

Sandblast Kit - Carbide Nozzle Industrial Grade



A Venturi orifice creates a uniform blast pattern, doubles sand velocity and produces up to 45% more work with 20% less sand.



8.701-617.0

- Solid carbide blast nozzle
- Venturi orifice design
- Volume control sand feed valve
- Up to 3500 PSI
- Up to 750 lbs of sand per hour

Kit contents: Sand head with carbide nozzle, 20' lance, Sand probe, 13-1/2' sand hose, Sand flow regulator valve

Orifice Size	Part No.	Old No.
4.0	8.904-397.0	391554X
4.5	8.904-396.0	391553X
5.0	8.904-398.0	391555X
5.5	8.904-395.0	391550X
6.0	8.904-399.0	391556X
7.0	8.904-400.0	391557X
10.0	8.904-402.0	391560X

Part No.	Old No.	Description
8.701-620.0	086941	Solid Carbide Nozzle only
8.701-617.0	086930	Probe only

Tip-Jet Nozzles for water nozzle replacement or for system volume changes

Orifice Size	Part No.	Old No.
3.0	8.708-016.0	253316
4.0	8.708-019.0	253330
4.5	8.708-023.0	253338
5.0	8.708-027.0	253346
5.5	8.708-031.0	253355
6.0	8.708-035.0	253365
6.5	8.708-039.0	253375
7.0	8.708-042.0	253383
7.5	8.708-046.0	253392
8.0	8.708-050.0	253400
9.0	8.708-054.0	253415
10.0	8.708-058.0	253456

PRESSURE WASHER ACCESSORIES

Dual Chemical Systems



- New deep-ribbed Yellow casing, stays flexible even in cold temperature
- Hose assembly complete with gun and amphenol connectors pre-wired
- Fully compatible with Power Blaster, Two-Step, Chemex and most other cold water dual chemical systems

Part No.	Old No.	Description
Complete Hose Assembly		
8.709-044.0	285116	80' R2 Electric (5 wire)
8.709-045.0	285120	100' R2 Electric (5 wire)
Lance Attachment Parts		
8.709-049.0	285136	Female Receiver
8.709-050.0	285137	Male Lance Swivel
8.709-051.0	285138	Retainer Nut
Complete Remote Gun Unit		
8.709-046.0	285125	Gun, Electric
Remote Gun/Hose Parts		
8.709-048.0	285135	Gun Housing
8.709-053.0	285139	Switch P/B
8.709-054.0	285140	Switch, Chemical
8.709-056.0	285142	Switch Plate
8.903-083.0	285144	O-ring, Nipple (2 req'd)
8.903-084.0	285145	O-ring, Nipple (Bags of 50)
8.709-060.0	285175	Swivel Adapter
8.709-061.0	285177	Cord Grip
8.709-063.0	285181	Oetiker clamp
8.709-064.0	285187	Switch – Push Button Trigger
8.709-065.0	285189	Toggle, DPDT (Trig) On/Off/On

Stainless Steel Sewer Nozzles



- 4100 PSI
- Corrosion Resistant Stainless steel
- One Forward Orifice
- Three Rear Orifices

Part No.	Old No.	FPT	Size
8.710-905.0	373075	1/8"	5.0
8.710-906.0	373076	1/8"	5.5
8.710-907.0	373077	1/8"	6.0
8.710-908.0	373078	1/4"	6.5
8.710-909.0	373079	1/4"	7.0
8.710-910.0	373080	1/4"	9.5


Sewer / Tube Cleaning Nozzles **SUTTNER**

The reverse jets on the fixed and rotary nozzles pull the hose through the tube or sewer line and blast debris from line or tube walls.



- Backward ports drive the nozzle forward and flush debris
- Forward ports blast into pipe and breaks up clogs & debris
- Physically small for cornering ability
- 4200 PSI
- Corrosion resistant stainless steel construction
- Orifice size indicated on non-rotating styles
- Rotating style adds extra agitation and surface cleaning

Part No.	Old No.	Nozzle	Orifice Size	O.D.	Ports
Non-Rotating Sewer Nozzles					
8.710-875.0	373024	1/8"	4.5	.580"	0-forward, 3 back
8.710-874.0	373023	1/8"	5.5	.580"	1-forward, 3 back
8.710-878.0	373027	1/4"	4.5	.730"	1-forward, 3 back
8.710-876.0	373025	1/4"	5.5	.730"	1-forward, 3 back
8.710-877.0	373026	1/4"	6.0	.730"	1-forward, 4 back
8.710-880.0	373029	1/4"	7.5	.730"	1-forward, 4 back
8.710-879.0	373028	1/4"	8.0	.730"	1-forward, 3 back
8.710-881.0	373032	1/4"	12	.730"	1-forward, 3 back
8.710-885.0	373038	3/8"	4.0	.920"	1-forward, 3 back
8.710-884.0	373037	3/8"	5.5	.920"	1-forward, 3 back
8.710-886.0	373039	3/8"	8.5	.920"	1-forward, 4 back
8.710-883.0	373036	3/8"	12	.920"	1-forward, 4 back
8.710-882.0	373035	3/8"	14	.920"	1-forward, 4 back



- Rotating sewer nozzle
- Adds extra agitation
- 4000 PSI
- **Back Jet Only**

Part No.	Old No.	Rotating Nozzle	Size	Ports
Rotating Sewer Nozzles				
8.710-899.0	373062	1/8"	5.5	0-forward, 3 back
8.710-898.0	373061	1/4"	5.5	0-forward, 3 back
8.710-900.0	373064	1/4"	8.0	0-forward, 3 back
8.710-887.0	373040	1/4" Duct Clnr*	5.5	0-forward, 2 side

*Duct Cleaner jet to sides instead of reverse



Sewer Hose

SUPER FLEXIBLE SEWER LINE HOSE Hose and couplings have small outside diameter, allowing hose and nozzles to fit through sewer line. Sewer line has Super Tough poly-ether cover over ultra-flexible nylon tube. (1/8" sewer nozzle and hose will operate through many 1-1/2" lines.)
(Nozzles not included.)



- 160°F
- Nylon tube, poly-ether cover

Part No.	Old No.	Description
1/8" hose – 4800 PSI, 1/4" inlet/1/8" outlet		
8.705-601.0	150960	1/8" x 25'
8.705-602.0	150963	1/8" x 50'
8.705-603.0	150964	1/8" x 100'
1/4" Hose – 2600 PSI, 1/4" inlet/1/4" outlet		
8.705-607.0	150968	1/4" x 50'
8.705-608.0	150970	1/4" x 100'
1/4" Hose – 4400 PSI, 1/4" inlet/1/4" outlet		
8.705-610.0	150972	1/4" x 50'
8.705-611.0	150973	1/4" x 100'

Foot Controlled Pressure Valve



Operators of sewer and tube cleaning equipment need both hands free to feed or retract the hose in the sewer line. Foot operated valve allows hands-free control.



- Inlet 3/8" - outlet 1/4"
- Brass body – Stainless steel valve
- Steel cover for safety
- Up to 12 GPM
- Up to 5000 PSI

Part No.	Old No.	Description	PSI
8.710-134.0	344200	Sewer Cleaner Foot Valve	3000
8.709-972.0	342024*	Foot Valve w/ ST-2305	5000
8.701-657.0	089006	Repair Kit - Foot valve	
8.701-673.0	089850	Repair Kit ST-2305	
8.711-526.0	4-0193	Kit, 25' Hose, #4.5 Nozzle, Foot Valve	

*Heavy gauge steel construction for durability and stability

ST-36 Pit Boss Sludge Sucker **SUTTNER**

Sludge Sucker uses a high pressure water stream (1000-3000 PSI) to suck the sludge off the bottom of pits or tanks and eject it through a 1-1/2" (15' long) hose to a disposal tank.

The base unit attaches to the end of a pressure washer lance with a quick coupler for extension to the bottom of the pit. Uses a 0° tip for suction/power ejection.



- Uses standard 1/4" MPT nozzle
- Easy to change for different plumbing system flows and pressures

Part No.	Old No.	Description
8.711-112.0	376137	ST-35 Pit Boss, 5.5 Nozzle/ 15' Hose
8.711-110.0	376126	(Base unit only)

*w/o hose, nozzle or quick coupler (3/8" inlet port)

Drum Tool Accessories

The Indispensable Tools.



8.712-534.0



8.704-691.0



8.704-689.0



8.707-474.0



8.704-692.0

Part No.	Old No.	Description
8.712-534.0	449339	Drum Plug Wrench
8.704-689.0	118400	Lid-Off
8.704-691.0	118404	Funnel, 7" x 10"
8.704-692.0	118407	3/4" Faucet
8.704-693.0	118408	2" Faucet

Load Cincher Tie Downs

8.707-473.0	249938	7/8" x 5-1/2' (Non-Ratchet) "Quick Lock"
8.707-474.0	249939	1" x 15' (Ratchet) "Tight Lock"

PRESSURE WASHER ACCESSORIES

Fiberglass "Super Handles"



- Tough - durable - lightweight
- No cracking - splintering
- No kinks - dents
- Safer around electrical hazards
- Easy-Twist cam lock extension
- Super heavy-duty aluminum alloy threads
- Standard 3/4" Acme thread fits: Brooms, brushes, utility tools
- Optional reduction adapter for 3/4" to Acme standard

Part No.	Old No.	Description
Super Handles		
8.709-306.0	306864	48" Length (4 ft)
8.709-307.0	306865	60" Length (5 ft)
8.709-308.0	306866	72" Length (6 ft)
Super-Extension Handles		
8.709-309.0	306868	4 ft to 8 ft Ext
8.709-310.0	306869	6 ft to 12 ft Ext
8.709-311.0	306870	8 ft to 16 ft Ext
8.700-308.0	075271	Threaded Adapter

Drum / Tank Pump - Crank Type

Chemical-resistant, lightweight pump, ideal for dispensing chemicals, pesticides and oils. **Polypropylene** for most alkalies, dilute acids, pesticides, and most oils & solvents. **Ryton** for extremely aggressive acids, aromatic and aliphatic hydrocarbons.



SPECIFICATION:

- 11 oz per revolution
- 6 GPM @ 70 RPM
- Viton seals
- Polypropylene gasket
- 2" bung adapter
- Outlet 3/4" barb 2 piece
- 47" suction tube
- Weight 2.6 lbs

Part No.	Old No.	Description
8.704-700.0	118435	Polypropylene Pump (Standard)
8.704-701.0	118438	Ryton Pump (Deluxe)
8.700-526.0	076975	Replacement Handles

Siphon Pumps

Siphon liquids from higher to lower levels. Simply pump the bellows a few times to prime and start flow. Loosen air lock to stop.



- Drum pump fits 15, 30 & 55 gallon drums
- Excellent for: Alkaline & acidic chemicals, diesel fuel, & oils
- Fit 2" bung opening
- Not for use with solvents!

Part No.	Old No.	Description
8.704-699.0	118431	Super Duty "PE/PVC" 7 GPM
8.704-698.0	118429	Red Hex Head (Heavy-duty)
8.704-696.0	118423	Red Head (Standard duty)
8.704-694.0	118420	Pail Pump (5 Gallon)

Brushes



Rotating Brush - Natural Bristle (soft) used for painted surfaces. Nylon Bristle (stiff) used for removing scum and grime on fiberglass boats, etc.



- Internal nozzle = size 20
- 8 GPM

Part No.	Old No.	Description
Brush Unit Complete		
8.709-312.0	306925	Natural
8.709-314.0	306935	Nylon
Replacement Brushes		
8.709-313.0	306927	Natural
8.709-316.0	306937	Nylon

Truck Wash Brush



- Flag-tipped
- Soft bristle
- ACME thread for Super Handles, or broom handles

Part No.	Old No.	Description
8.709-298.0	306800	2-1/2" Bristle w/Bumper x 10"
8.709-303.0	306818	2-1/2" Bristle x 18"
8.709-304.0	306824	2-1/2" Bristle x 24"
8.709-305.0	306860	60" Flow Thru Lance*

*with Acme Thread & Garden Hose Attachment

Deck Scrub Brush – Over / Under - Unique Heavy-duty Scrub Brush with Multi-Level/Angle.



- Trimmed for cleaning hard-to-reach areas
- 10" molded polypropylene foam block does not warp or absorb water
- Stiff polypropylene bristle for aggressive cleaning
- Excellent chemical resistance
- Use with threaded handle
- Not a Flow Thru

Part No.	Old No.	Description
8.709-302.0	306812	Deck Scrub Brush

Tractor Brush - Soft for gentle cleaning of fine finishes.



Part No.	Old No.	Description
8.709-300.0	306802	Flag Tip Window 10"

Compact Foamer

Legacy

Generates a high density clinging foam for extended dwell time to increase chemical action



- Stainless steel, aluminum and brass
- 5" long, 1" diameter
- 4 and 6.5 nozzle included
- 1 to 5 GPM
- 195°F
- 2500 PSI

Part No.	Old No.	Description
8.903-998.0	344022V	1/8" F Inlet
8.903-999.0	344023V	1/4" F Inlet

NOTE: Most cleaning chemicals perform best when applied at 120° - 150°F and can be applied as a foam by adding a foaming agent. See your chemical supplier to obtain the correct product.

Foam Cannon

The Ideal Foam Generator Application Accessory meters the foaming chemical for customized foam type and applies the foam to match the application.



- Stainless Steel 1.5mm orifice (#5.5 nozzle equivalent)
- Brass meter valve
- 3000 PSI max pressure
- High impact glass-filled body
- 4.8 GPM max flow
- SS Foam Turbulator
- 176°F max temperature
- 1/4" FPT lance connect

Part No.	Old No.	Description
8.710-125.0	344030	Foam Cannon/ Injector
8.710-126.0	344032	Foam Cannon/ Injector/Bottle

Air Power Sprayers



- Pump-up style
- Heavy-duty plastic sprayers for chemical applications
- Both models have Adj. Nozzle – from mist to solid stream
- 2 gallon unit has 2' hose and hand trigger
- Excellent chemical resistance
- Locking hand pump handle serves as carrying handle

Part No.	Old No.	Description
8.704-703.0	118842	Thumb Button 3 Pint
8.704-702.0	118835	2 Gallon Sprayer

Foam Jet Kit

AP

Long distance foam applicator. Shoots OVER 20 FEET of dense foam. Suction at 30 feet of height. Variable spray pattern.



- 5000 PSI
- 5.6 GPM
- 14" inlet
- 140° F

Part No.	Description
8.750-296.0*	Kit, Foam Jet, 5000 PSI, 5.6 GPM
8.750-429.0	Kit, Repair, Foam Jet Orings/ SS Filter
8.750-430.0	Kit, Repair, Foam Jet, Hose/ Valve/ Filter

* Includes tubing and fittings as shown

Lafferty Airless Foam Kit



Includes

- Machined stainless steel construction
- Stainless Steel chemical check valve
- Stainless steel Quick Disconnects
- 10' chemical tube with strainer
- Color-coded metering tips for up to 21 dilution ratios
- 0° nozzle for increased foam throw distance

Part No.	Water Flow Rate	@2000 PSI	@ 137.9 bar
8.749-908.0	Model 10	4.0 GPM	15.1 LPM
8.749-909.0	Model 20	6.0 GPM	22.7 LPM

Adjustable Foamer with Tank

Control the foam spray angle with the variable fan nozzle



- Horizontal variable fan nozzle
- Foam control adjustment knob
- PSI: 2600
- GPM: 5.3
- 140°F

Part No.	Description
8.710-124.0	Adjustable Foamer w/ Tank

PRESSURE WASHER ACCESSORIES

Thread Lock Products



- Direct replacement for LocTite® and Fel-Pro™ products
- ND™ anaerobic adhesives are liquid materials that cure to a solid, chemical-resistant plastic state when air is not present
- Excellent lubricant; prevents corrosion and fretting

Part No.	Old No.	Description	LocTite® Equiv	Bottle Size
8.704-644.0	112350	Nut Grade™	242	10 ml
8.704-645.0	112352	Nut Grade™	242	50 ml
8.704-646.0	112354	Nut Grade™	242	250 ml
8.704-648.0	112360	Stud Grade™	271	10 ml
8.704-649.0	112362	Stud Grade™	271	50 ml
8.704-650.0	112367	Penetrating Adhesive (Sealant)	290	10 ml

Nut Grade™ and Stud Grade™ are trademarks of the Oakland Corp. LocTite® is a registered trademark of the LocTite Corp.

Gloves - Industrial Duty

Industrial Grade Gloves for most industry needs chemical/ heat/ abrasion/ laceration protection.



- 8.704-669.0** Black, 14" PVC Glove lined with cotton for the most demanding chemical handling. Resists alkalines, acids – even works well as a sand-blasting glove.

- 8.704-668.0** Gray – Split Cowhide work gloves, 2-1/2" gauntlet unlined – Great general purpose work glove.

Part No.	Old No.	Description
8.704-668.0	116105	Gray Roughout
8.704-669.0	116114	Black PVC

Rain Suit - 2 Piece



- Heavy-duty 2-ply laminated vinyl (25 mil)
- Jacket & pants
- Bright safety yellow
- Vented for air flow

Part No.	Old No.	Description
8.704-666.0	116100	Large
8.704-667.0	116101	Extra Large

Amazing Pocket Reference - 3rd Edition

A ton of information in a 5 oz book!



- Air & gases
- Automotive
- Chemistry
- Electrical
- Physical constants
- Math
- 3350 conversion factors
- Plumbing & pipe
- Over 20 other subject areas

Part No.	Old No.	Description
8.712-505.0	449015	Pocket Reference

Shipping Tape & Dispenser

Big 2" x 110 yard rolls of clear. Biaxially-oriented polypropylene for secure packages.



- Heavy-duty tape dispenser with serrated blade

Part No.	Old No.	Description
8.704-707.0	118916	Dispenser Boxed
8.901-249.0	118918	110 Yard Roll

Teflon® Thread Sealing Tape




- Big 1/2" x 520" roll
- Mil - spec #T27730

Part No.	Old No.	Description
8.704-705.0	118905	Thread Sealing Tape

Profit From Power Washing

Geared specifically to determining the profitability, feasibility, and marketability of owning a pressure washing business. It covers the methodology so crucial in both starting and operating a pressure washing service. Topics covered include:



- Marketable Services
- Equipment Selection
- Equipment Use
- Personal Safety
- Target Markets
- Customer Relations
- Estimating
- Advertising
- Chemical Selection & Use
- Important Legal Issues
- Much More...

Part No.	Description
8.750-507.0	Profit From Power Washing

Landa Gun

LANDA®

Designed exclusively for Landa to meet the demands of the high pressure cleaning professional.



- **PSI:** 5000
- **GPM:** 10.5
- **Temperature:** 320°F
- 3/8" FPT inlet x 1/4" FPT outlet
- Weight: 20 oz

Landa 5000 PSI

Part No.	Description
8.749-170.0	Landa Gun
8.749-354.0	Repair Kit

Legacy AP1000 Trigger Guns

Legacy

The World's most popular and easiest to repair trigger gun!!!



- **PSI:** 4500
- **GPM:** 12
- **Temperature:** 300°F
- 3/8" FPT inlet x 1/4" FPT outlet
- Weight: 19 oz

Part No.	Old No.	Description
9.802-229.0	353010	AP1000
8.710-414.0	353010W	AP1000 Weep
8.704-157.0	109856	Unitized Valve
8.704-158.0	109857	Unitized Valve (Weep)
8.704-159.0	109858	Trigger Seal Kit
8.916-530.0		Case of 45 - AP1000 Trigger Guns

Power performance with comfort and durability.



- **PSI:** 5000
- **GPM:** 11.5
- **Temperature:** 300°F
- 3/8" FPT inlet x 1/4" FPT outlet
- Weight: 23 oz

Part No.	Old No.	Description
8.710-416.0	353025	Model 2500
8.704-173.0	109950	Unitized Valve
8.704-174.0	109960	Trigger Seal Kit

Extra value!



- **PSI:** 4000
- **GPM:** 8
- **Temperature:** 320°F
- 3/8" FPT inlet x 1/4" FPT outlet
- Weight: 13.4 oz

AP

Part No.	Old No.	Description
8.710-417.0	353030	MV2005

M407 Trigger Gun



- **PSI:** 4000
- **GPM:** 7
- **Temperature:** 320°F
- 3/8" FPT inlet x 1/4" FPT outlet
- Weight: 13.4 oz

Part No.	Description
8.750-247.0	M407 Trigger Gun
8.750-456.0	M407 Gun Repair Kit

MV 920 Gun



- **PSI:** 4000
- **GPM:** 7
- **Temperature:** 300°F
- 3/8" FPT inlet x 1/4" FPT outlet
- Weight: 17 oz

Part No.	Description
8.710-420.0	Model 920
8.749-249.0	Repair Kit

Linear Trigger Guns



Superior quality inline gun, especially well suited for high reach applications.



- **PSI:** 4000
- **GPM:** 10.5
- **Temperature:** 300°F
- 3/8" FPT inlet x 1/4" FPT outlet
- Weight: 21.9 oz

Linear

Part No.	Old No.	Description
8.710-439.0	353201	Linear 2 Gun
8.704-141.0	109797	Repair Kit-Linear 2 Gun

Giant Trigger Guns

GIANT

The Original "Heavy weight".



- **PSI:** 5000
- **GPM:** 10
- **Temperature:** 300°F
- 3/8" FPT inlet x 1/4" FPT outlet
- Weight: 29.28 oz

21290C

Part No.	Old No.	Description
8.710-394.0	352290	21290C - Brass Outlet
8.710-392.0	352250	21250B - SS Outlet
8.722-172.0	G021227	Repair Kit

MV 950 Gun



- **PSI: 4500**
- **GPM: 8**
- **Temperature: 300°F**
- 3/8" FPT inlet x 1/4" FPT outlet
- Weight: 20 oz

Part No.	Old No.	Description
8.710-423.0	353045	Model 950
8.704-194.0	110030	Valve Kit

PA Trigger Guns



RL20

- **PSI: 3200**
- **GPM: 8**
- **Temperature: 320°F**
- 3/8" FPT inlet x 1/4" FPT outlet
- Weight: 10 oz

Part No.	Old No.	Description
8.710-440.0	353207	RL20
8.704-180.0	109993	Repair Kit

Suttner Trigger Guns



High pressure and fatigue free "relax action" design.



ST-2605

- **PSI: 5000**
- **GPM: 12**
- **Temperature: 300°F**
- 3/8" FPT inlet x 1/4" FPT outlet
- Weight: 21 oz

Part No.	Old No.	Description
8.710-376.0	352219	ST-2605
8.701-673.0	089850	Unitized Valve

Extreme durability with easy pull trigger.



ST-2305

- **PSI: 5000**
- **GPM: 12**
- **Temperature: 300°F**
- 3/8" FPT inlet x 1/4" FPT outlet
- Weight: 21 oz

Part No.	Old No.	Description
8.710-386.0	352238	ST-2305
8.710-387.0	352239	ST-2300 w/ Weep (4500 PSI)
8.701-673.0	089850	Unitized Valve
8.701-674.0	089851	Unitized Weep Valve

Suttner Trigger Guns (continued)

15° offset angle thru gun for easier overhead use.

The handle style for "Big Hands".



- **PSI: 5000**
- **GPM: 12**
- **Temperature: 300°F**
- 3/8" FPT inlet x 1/4" FPT outlet
- Weight: 26 oz

ST-2000

Part No.	Old No.	Description
8.710-388.0	352240	ST-2000
8.701-663.0	089614	Unitized Valve
8.701-665.0	089631	Unitized Weep Valve

The perennial favorite for general pressure washer applications.



ST-1500

- **PSI: 5000**
- **GPM: 12**
- **Temperature: 300°F**
- 3/8" FPT inlet x 1/4" FPT outlet
- Weight: 20.5 oz

Part No.	Old No.	Description
8.710-384.0	352235	ST-1500
8.710-385.0	352236	ST-1500 w/ Weep
8.701-663.0	089614	Unitized Valve
8.701-665.0	089631	Unitized Weep Valve

15° offset angle thru gun for easier overhead use.



ST-601

- **PSI: 4000**
- **GPM: 12**
- **Temperature: 300°F**
- 3/8" FPT inlet x 1/4" FPT outlet
- Weight: 23 oz

Part No.	Old No.	Description
8.710-370.0	352201	ST-601
8.701-663.0	089614	Unitized Valve

Relax action design, **STAINLESS STEEL** gun.



ST-2700

- **PSI: 5000**
- **GPM: 12**
- **Temperature: 300°F**
- 3/8" FPT inlet x 1/4" FPT outlet
- Weight: 21 oz

Part No.	Old No.	Description
8.710-389.0	352243	ST-2700
8.701-658.0	089070	Unitized Valve

Suttner Trigger Guns (continued)

Relax action design



ST-2620

- **PSI: 1800**
- **GPM: 21**
- **Temperature: 300°F**
- 3/8" FPT inlet x 1/4" FPT outlet
- Weight: 1.30 lb

Part No.	Old No.	Description
8.723-666.0	87236660	ST-2620
8.723-667.0	87236670	ST-2720 Stainless Steel

Excellent for truck and fleet washing applications



ST-810 POM

- **PSI: 2000**
- **GPM: 8**
- **Temperature: 320°F**
- 3/8" FPT inlet x 1/4" FPT outlet
- Weight: .82 lb

Part No.	Old No.	Description
8.710-372.0	352210P	ST-810 Gun

Ceramic Unitized Ball Valve



- Ceramic ball
- Highly resistant against nearly all soaps and acids
- Will fit in ST-2300, 2305, 2605, 2700 spray guns as a repair kit

Part No.	Description
8.749-907.0	Ceramic Unitized Ball Valve

PA Trigger Guns



RL30 - YG5000

- **PSI: 5000**
- **GPM: 10.5**
- **Temperature: 300°F**
- 3/8" FPT inlet x 1/4" FPT outlet
- Weight: 26 oz

Part No.	Old No.	Description
8.710-377.0	352221	RL30-YG5000
8.704-616.0	111976	Repair Kit

PA Trigger Guns (continued)



Vega 5000

- **PSI: 5000**
- **GPM: 10.5**
- **Temperature: 300°F**
- 3/8" FPT inlet x 1/4" FPT outlet
- Weight: 27.5 oz

Part No.	Old No.	Description
8.710-378.0	352222-5	Vega 5000
8.710-379.0	352222W	Vega Weep Gun
8.704-232.0	110550	Valve Kit Vega
8.704-615.0	111950	Repair Kit

Easy Hold Trigger, Stainless Steel Compensating.



Orange Nova

- **PSI: 6400**
- **GPM: 10.5**
- **Temperature: 320°F**
- 3/8" FPT inlet x 1/4" FPT outlet
- Weight: 30 oz

Part No.	Old No.	Description
8.904-098.0	353223	Orange Nova SS Gun
8.704-617.0	111980	Repair Kit Orange Nova

Easy pull and easy to hold with matching blue lance.



RL-55 Blue & Lance

- **PSI: 5650**
- **GPM: 8**
- **Temperature: 320°F**
- 3/8" FPT inlet x 1/4" BSP outlet
- Weight: 23.3 oz
- Blue vent grip, stainless steel lance has 1/4" BSP threads

Part No.	Old No.	Description
8.710-446.0	353250	RL-55 Blue Gun
8.710-645.0	368440PB	40" SS lance w/ blue vent grip
8.704-610.0	111814	Repair Kit- RL-55

GUNS & LANCES

Mecline Guns

Easy Pull, Easy Hold!



AL 35

- **PSI: 5000**
- **GPM: 8**
- **Temperature: 302°F**
- 3/8" FPT inlet x 1/4" FPT outlet
- Weight: 20 oz

Part No.	Old No.	Description
8.710-434.0	353110	AL 35 - Black
8.710-435.0	353111	AL 35 - Yellow
8.720-563.0	AL016650016	Repair Kit

Easy pull trigger.



AL 19

- **PSI: 4500**
- **GPM: 8**
- **Temperature: 302°F**
- 3/8" FPT inlet x 1/4" FPT outlet
- Weight: 20 oz

Part No.	Old No.	Description
8.710-433.0	353105	AL 19
8.720-563.0	AL016650016	Repair Kit

Big Guns



Model RL124

- **PSI: 1950**
- **GPM: 32**
- **Temperature: 210°F**
- 1/2" FPT inlet / outlet
- Weight: 44 oz



Model RL204

- **PSI: 3200**
- **GPM: 53**
- **Temperature: 320°F**
- 3/4" F inlet / 1/2" outlet
- Weight: 47.5 oz

Part No.	Old No.	Description
8.723-874.0		Model RL124
8.740-165.0		Model RL204
8.725-421.0		Repair Kit - Model RL124
8.749-327.0		Repair Kit - Model RL204
8.704-136.0	109775	Repair Kit - Model 100
8.704-612.0	111900	Repair Kit - Model 160



AL 5



- **PSI: 4060**
- **GPM: 10.5**
- **Temperature: 300°F**
- 3/8" FPT inlet x 1/4" FPT outlet
- Weight: 25 oz

Part No.	Old No.	Description
8.710-432.0	353100	AL 5
8.720-561.0	AL01165006	Repair Kit

MV Hobby Wash Gun



Excellent Light-duty gun.



Hobby Wash Gun

- **PSI: 1850**
- **GPM: 5**
- **Temperature: 180°F**
- 1/4" M inlet x 1/4" F outlet
- Weight: 8.4 oz

Part No.	Old No.	Description
8.710-419.0	353040	Hobby Wash Gun

NOTE: See page 46 for Hobby Unit parts



Model RL84 "Big Black Gun"

- **PSI: 7250**
- **GPM: 21**
- **Temperature: 210°F**
- 1/2" SS FPT inlet / outlet
- Weight: 60.3 oz



ST-3002 Stainless Steel Gun


- **PSI: 7250**
- **GPM: 26**
- **Temperature: 300°F**
- 1/2" plated steel FPT inlet / outlet
- Weight: 42.5 oz



Part No.	Old No.	Description
8.710-445.0	353246	Model RL84
8.750-459.0		Repair Kit
8.710-380.0	352223	ST-3002
8.701-677.0	089876	Repair Kit (Includes Seal Kit)
8.701-676.0	089875	Seal Kit

Big Stainless Steel Lances & Side Handles

For big guns shown above.



- **PSI: 4050**
- **Temperature: 300°F**
- High pressure stainless steel pipe
- Complete with adjustable handle & coupler for 1/4" MPT nozzle
- 1/2" MPT gun connection
- Schedule 40 pipe

Part No.	Old No.	Description
8.904-081.0	352902A	20" Wand w/ Handle
8.904-083.0	352904A	40" Wand w/ Handle
8.904-086.0	352906A	Side Handle Only
8.710-411.0		39", SS, 8700 PSI 300°F Inlet 1/2" MNPT, Outlet 1/4" MNPT

Open Guns

Durable Glass Reinforced Handle.



- **PSI: 4000**
- **GPM: 12**
- **Temperature: 300°F**
- 3/8" FPT inlet x 1/4" FPT outlet
- Tubular Flow-Thru internals for high pressure and efficiency
- Weight: 16.7 oz

AP-1000 Open Gun

Part No.	Old No.	Description
8.710-396.0	352600	Legacy AP1000 Open Gun

Open Guns

Just plain comfortable!



- **PSI: 4500**
- **GPM: 12**
- **Temperature: 302°F**
- 3/8" FPT inlet x 1/4" FPT outlet
- Weight: 21.5 oz

Part No.	Old No.	Description
8.710-398.0	352602	Open Gun



AP-740 Open Gun

Part No.	Old No.	Description
8.710-425.0	353050	AP740 Open Gun

Flow Thru Guns



- Pistol grip gun handle
- Tough polyurethane insulation
- Cushion grip - red or black
- Full grip or slim line handle (See specs below)

Gun Handle only

Part No.	Old No.	Description
8.710-399.0	352605	Full Red Grip 3/8" FPT x 1/4" FPT
8.710-400.0	352606	Full Black Grip 3/8" FPT x 1/4" FPT

Gun Handle w/ 18" Lance

Part No.	Old No.	Description
8.710-403.0	352614	Slim Red Grip 1/4" M x 1/4" F
8.710-404.0	352616	Full Red Grip 3/8" F x 1/4" M

AP Dump Gun

Water continues to run through the tube even when trigger gun is closed.



- **PSI: 3000**
- **GPM: 10.5**
- **Temperature: 140°F**
- 3/8" FPT inlet x 1/8" FPT outlet

AP Single Barrel Dump Gun

Part No.	Old No.	Description
8.710-405.0	352810	Dump Gun 16" Lance
8.710-406.0	352812	Dump Gun 40" Lance
8.704-169.0	109905	Repair Kit

Dump Gun

Industrial duty dual-barrel.



- **PSI: 3000**
- **GPM: 10**
- **Temperature: 200°F**
- 3/8" FPT inlet x 1/4" FPT outlet

Dual Barrel Dump Gun

Part No.	Old No.	Description
8.710-408.0	352820	Dump Gun w/ 36" Barrel
8.700-311.0	075296	Repair Kits

Landa Variable Pressure Lances

The Landa Stainless Steel Variable pressure lance simply out classes the competition. 41" length to meet ETL Standards plus 1/4" stainless steel tubes provide superior look and durability. Designed specifically for Landa to our specifications

LANDA®



- **PSI:** 4000
- 1/4" stainless or zinc plated tubes
- Fully insulated
- New improved brass valve body and Stainless Steel valve bushing

**NEW
IMPROVED
VALVE
BODY!**

Part No.	Old No.	Description
8.711-308.0	4-011143A	Stainless Steel w/ Coupler
8.710-722.0	4-0111391	Stainless Steel Lance Only
8.711-293.0	4-0111351A	Zinc Plated w/ Coupler
9.803-267.0	83-SSVPKIT	Repair Kit

Steam Lance

Designed for use with the Landa Hot 3-300 Steamer unit. Completely insulated for maximum protection

LANDA®



- 4-01111 lance with steam nozzle shown
- Vented grip full length of lance

Part No.	Old No.	Description
8.904-444.0	4-01111	48" w/ Steam Nozzle
8.904-441.0	4-01110	48" w/o Steam Nozzle

Cold Water Lances

Made of 304 Stainless Steel for long lasting durability. As shown below, the 4-0110410 31" lance also has a highly visible yellow safety cover and coupler

LANDA®



- High visibility yellow protective cover
- Stainless steel 1/4" pipe

Part No.	Old No.	Description
8.904-430.0	4-0110410	31" Covered w/ Coupler

Legacy Superlite SS Dual Lance

Legacy

Superlite stainless steel with nozzle guard.



Dual Lance w/ Nozzle Guard

- **PSI:** 4000
- **Temperature:** 200°F
- Side handle/ Valve actuator
- Viton seal
- Forged brass valve body
- 1/4" MPT inlet
- 1/8" SS outlet tubing

Part No.	Old No.	Description
8.710-618.0	368160	36" - 37.8 oz
8.710-620.0	368165	72" - 56.0 oz
8.900-781.0	109490	Seal Kit

Insulated Lances

Landa Quality through and through. Superior heat protection with stainless steel tube construction. Available in stainless steel and zinc plated with vented grips or with molded plastic grip as shown below

LANDA®



- 4-0111021 35.5" lance with vented grip and coupler, stainless steel shown
- Vented insulated grip

Part No.	Old No.	Length	Description
9.803-805.0	4-0111021	35.5"	Lance w/ Coupler, SS
8.711-297.0	4-01114230	35.5"	Lance only, SS
8.904-439.0	4-011062	72"	Lance w/ Coupler, Plated
8.711-300.0	4-0111427	72"	Lance only, Plated

Dual Lances



Interpump Dual Lance

- **PSI:** 3000
- **GPM:** 10
- **Temperature:** 220°F
- Excellent for down stream injector
- Zinc-plated for chemical resistance
- Brass & stainless steel valve w/ Viton seals
- Side handle valve adjustment

Part No.	Old No.	Description
8.710-612.0	368150	36" Standard
8.710-621.0	368172	72" Extended
8.904-277.0*	368151X	36" Deluxe Standard
8.904-281.0*	368173X	72" Deluxe Extended
8.900-135.0	084072X	Valve Repair Kit

Dual Lances

Premium lance with stainless steel inserted seat.



AL Premium Dual Lance

- **PSI:** 3600
- **GPM:** 10.5
- **Temperature:** 302°F
- 1/4" tubing
- Vented grip
- 1/4" male inlet - female outlet



AL Basic Dual Lance

- **PSI:** 3600
- **GPM:** 10.5
- **Temperature:** 302°F
- 1/4" male inlet - female outlet
- 1/8" Zinc plated tubes
- Square molded grip inlet

Part No.	Old No.	Description
8.710-722.0	368925	Stainless Steel Pipe
9.803-267.0	AL8355VPKIT	Repair Kit
8.710-724.0	368927	Basic Dual Lance
8.720-548.0	AL004650300	Repair Kit
8.904-360.0*	368926X	AL Premium Deluxe w/Quick Coupler & Soap Nozzle

*Deluxe Lances

Include Hardened Steel QC Inlet Plug, 1/8" 40 x 65 degree Soap Nozzle and Top Quality Quick Coupler. See lances with deluxe noted above.



Suttner Dual Lances



ST-54 w/ Side Handle

- **GPM:** 10
- **Temperature:** 300°F
- Zinc / chromate finish
- 38" total length

ST-53 w/ Knob

- Molded grip
- High pressure thin wall tubing
- Weight: 42 oz

Part No.	Old No.	Description
8.710-613.0	368153	ST-53 w/ Knob (4000 PSI)
8.710-614.0	368154	ST-54 w/ Side Handle (4500 PSI)
8.701-594.0	086884	Repair Kit (ST-53)
8.900-153.0	086883X	Clamp Kit (ST-53/54)
8.701-602.0	086907	Repair Kit (ST-54)

Dual Trigger Lance

Unique Design – Go from High Pressure to Low Pressure (Rinse to Soap) with a pull of the trigger. Use with separate Trigger Gun or as an Open Gun, and still change from High to Low.



- **PSI:** 3600
- **GPM:** 12
- **Temperature:** 300°F
- Zinc-plated steel tubes
- Stainless steel seat
- Includes nozzle protector
- Weight: 39 oz

Part No.	Old No.	Description
8.710-617.0	368158	48" Dual Trigger Lance
8.900-781.0	109490	Seal Kit

PA Insulated Molded Grip Lances Round Daisy Grip



- **PSI:** 4000
- **Temperature:** 300°F
- Zinc-plated high pressure tubing
- Glass-filled Polyimide grips
- 1/4" MPT both ends
- Round daisy grip
- Better heat dispersion
- Reduced weight

Part No.	Old No.	Length
8.710-657.0	368712PA	12" - Single Grip
8.710-661.0	368720PA	20" - Single Grip
8.710-665.0	368724PA	24" - Single Grip
8.710-668.0	368728PA	28" - Single Grip
8.710-672.0	368736PA	36" - Single Grip
8.710-676.0	368748PA	48" - Double Grip
8.710-681.0	368760PA	60" - Double Grip
8.710-682.0	368778PA	79" - Triple Grip

NOTE: For 15° bend at Lance Discharge, Place "BND" at end of the Old Part Number

Square Molded Grip Lances



- **PSI:** 4500
- **Temperature:** 300°F
- Polyimide square grip
- 1/4" MPT both ends
- Bright Zinc-plated Steel

Part No.	Old No.	Length
8.710-655.0	368712A	12"
8.710-659.0	368720A	20"
8.710-663.0	368724A	24"
8.710-666.0	368728A	28"
8.710-670.0	368736A	36"
8.710-674.0	368748A	48"
8.710-678.0	368760A	60"
8.710-684.0	368779A	79"

NOTE: For 15° bend at Lance Discharge, Place "BND" at end of the Old Part Number

AP Lances w/ Oval Grips

10% Lighter weight reduces operator fatigue. Stainless steel or Zinc-Plated.



- **PSI:** 4100
- **Temperature:** 300°F
- 1/4" MPT both ends
- Tough glass-filled Polyimide
- Molded-on solid oval

Part No.	Old No.	Length	Description
Stainless Steel			
8.710-638.0	368412	12"	Single Grip
8.710-640.0	368420	20"	Single Grip
8.710-641.0	368424	24"	Single Grip
8.710-642.0	368428	28"	Single Grip
8.710-643.0	368436	36"	Single Grip
8.710-646.0	368448	48"	Double Grip
8.710-648.0	368460	60"	Double Grip
8.710-650.0	368479	79"	Double Grip

Part No.	Old No.	Length	Description
Zinc-plated			
8.710-656.0	368712M	12"	Single Grip
8.710-660.0	368720M	20"	Single Grip
8.710-664.0	368724M	24"	Single Grip
8.710-667.0	368728M	28"	Single Grip
8.710-671.0	368736M	36"	Single Grip
8.710-675.0	368748M	48"	Double Grip
8.710-679.0	368760M	60"	Double Grip
8.710-685.0	368779M	79"	Double Grip

NOTE: For 15° bend at Lance Discharge, Place "BND" at end of the Old Part Number

AP Vent Grip Lances

Stainless steel or zinc-plated lances with 1/4" inlet/outlet.



- **PSI:** 4100
- **Temperature:** 300°F
- Tough, reusable molded nylon vented handles for heat dissipation
- Heat venting hollow insulators
- 1/4" nozzle protector INCLUDED
- 1/4" male inlet – female outlet

Part No.	Old No.	Length
Stainless Steel		
8.710-688.0	368820SS	20" Single Grip
8.710-691.0	368824SS	24" Single Grip
8.710-697.0	368836SS	36" Single Grip
8.710-701.0	368848SS	48" Double Grip
8.710-705.0	368860SS	60" Double Grip
8.710-710.0	368879SS	79" Double Grip

Part No.	Old No.	Length
Zinc-plated		
8.710-686.0	368820M	20" Single Grip
8.710-690.0	368824M	24" Single Grip
8.710-695.0	368836M	36" Single Grip
8.710-699.0	368848M	48" Double Grip
8.710-703.0	368860M	60" Double Grip
8.710-708.0	368879M	79" Double Grip

NOTE: For 15° bend at Lance Discharge, Place "BND" at end of the Old Part Number

AP Uninsulated Lances



Stainless steel or corrosion-resistant bright zinc-plated lances made with 1/4" tubing.



- **PSI:** 4100
- **Temperature:** 300°F
- Superior strength rolled threads
- 1/4" high pressure, lightweight, thin wall tubing

Part No.	Old No.	Length
Stainless Steel		
8.710-623.0	368212	12"
8.710-624.0	368220	20"
8.710-625.0	368224	24"
8.710-626.0	368228	28"
8.710-627.0	368236	36"
8.710-628.0	368248	48"
8.710-629.0	368260	60"
8.710-630.0	368278	78"
Zinc-plated		
8.710-631.0	368312	12"
8.710-632.0	368320	20"
8.710-633.0	368324	24"
8.710-634.0	368336	36"
8.710-635.0	368348	48"
8.710-636.0	368360	60"
8.710-637.0	368378	78"

NOTE: For 15° bend at Lance Discharge, Place "BND" at end of the Old Part Number

Suttner Solid Insulated Molded Grip Lances



- **PSI:** 5800
- Glass-Filled Polyimide Grip
- Zinc-Plated High Pressure Steel Tubing
- 1/4" MPT Both Ends

Part No.	Old No.	Length
8.710-654.0	368712	12"
8.710-662.0	368724	24"
8.710-669.0	368736	36"
8.710-673.0	368748	48"
8.710-677.0	368760	60"
8.710-683.0	368779	79"

NOTE: For 15° bend at Lance Discharge, Place "BND" at end of the Old Part Number

Suttner Push & Pull Lance



Vented grip can be pushed and pulled up to 90 degrees. For hard to reach applications, such as gutters, fenders, trucks, and heavy equipment.



- 3050 PSI
- 300°F
- 34" SS lance

Part No.	Old No.	Description
8.710-711.0	368880	ST-85 Push & Pull Lance

Lance Handles / Accessories

Vented Grip, Side Handle with Nut and Vented Grip with Side Handle can be user-attached to Uninsulated Lances or 1/4" Steel Pipe – Detachable & Reusable.



AP

Part No.	Old No.	Description
8.710-717.0	368909P	Vent Grip Only (14" long)
8.904-357.0	368909PS	Grip with Side Handle
8.904-358.0	368920P	Side Handle with Nut

SUTTNER

Part No.	Old No.	Description
8.710-716.0	368909	Vent Grip Only (14" long) ST-9
8.710-719.0	368911	Grip with Side Handle
8.710-720.0	368920	Side Handle with Nut

MV Lance Handle



mecline

- Use on all 1/4" lances
- Easily positioned without removal of nozzle

Part No.	Old No.	Description
8.704-162.0	109873	1/4" Lance Handle

X-Jet Long Range Nozzle



8.710-474.0

- Projects water and chemical up to 40'
- Chemicals bypass pump, lance, hose and gun for damage protection
- Includes 15' hose with inline shut-off valve and color coded proportioners

Part No.	Old No.	Description	PSI
8.710-474.0*	360103	X-Jet Long Range Nozzle	2000-3000
8.710-475.0*	360104	X-Jet Long Range Nozzle	3000-4000
8.710-473.0	360102	M5 X-Jet Variable Fan Long Range Nozzle	2000-3000

*Includes Close Range Nozzle

Fiberglass Telescoping Wands



High quality telescoping wand reaches up to 24', 3 sizes to choose from. Lightweight and balanced under pressure.


- **PSI:** 3500
- **Temperature:** 200°F
- 6' - 12' Wand shown



Belt and pole clamp

Part No.	Old No.	Length	PSI	Description
8.710-589.0	368090	6' - 12'	3500	Long!
8.710-590.0	368091	6' - 18'	3500	Longer!!
8.710-591.0	368092	8' - 24'	3500	Longest!
8.700-059.0	056008			Strap & Belt Shoulder Harness
Replacement Guns				
8.723-896.0				TS12 Replacement Gun
8.710-595.0	368098			TS18 Replacement Gun
8.739-434.0	368099			TS24 Replacement Gun


Extension Wand Control Kit



8.749-848.0

- Effortlessly raise and lower the wand using the water pressure
- Adjustable pressure
- No kick back or whipping action
- Easy grip handle
- Easy to install and control
- Right or left hand adjustable
- Durable, reliable, and light weight
- Reduce fatigue and time on the job

Part No.	Description
8.749-848.0	Extension Wand Control Kit



Gutter Cleaner Attachment

Easily quick connect to any lance or extension wand to clean gutters or hard to reach areas. Angle improves reach and expands cleaning capabilities.



- **PSI:** 3500
- **Temperature:** 200°F
- Zinc Plated
- Inlet 1/4" M plug
- Inlet 1/4" F QC

Part No.	Description
8.711-324.0	1/4" Nipple x 1/4" QC

Adjustable Nozzle Holder



- **PSI:** 5700 / **GPM:** 10
- Perfect for cleaning hard to reach areas like inside containers or gutters
- Nozzle position locks with pressure
- **Temperature:** 300°F
- Stainless Steel
- 1/4" female inlet

Part No.	Description
8.749-905.0	Outlet 1/4" FNPT
8.749-906.0	Outlet 1/4" Male

Hobby Gun, Lance & Hose

Don't turn away hobby unit owners. Complete replacement hose, gun and lance!



8.711-285.0

8.711-531.0

9.802-223.0

Part No.	Old No.	Description
9.802-223.0	4-011137	Insulated Lance w/ Gun
9.802-220.0	4-011106	Lance w/ Coupler (Not Shown)
8.711-285.0	4-011105	Lance w/ #3 Hi/Low Varifan Nozzle
8.711-531.0	4-02010025M	1/4" x 25' Thermoplastic Hose, 22mm both ends

NOTE: See page 53 for more Hobby Hose

Spray-Flex™ Flex Wand

Gives easy access to difficult spots, great for cleaning engines, roofs, eaves or underneath almost anything! Holds its shape under pressure.



- **PSI:** 3000 & 5000
- **Temperature:** 190°F
- 90° flexibility

Part No.	Old No.	PSI
8.710-597.0	368117	3000
8.710-596.0	368116	5000

Flex Lances

Flexes a full 180° and returns, saving broken wand repairs.



- **Max PSI:** 2500
- **Max Temperature:** 200°F
- Prevents bent lances & broken hose
- Industrial grade polyurethane flex section
- Perfect for self-serve car wash bays
- 1/4" galvanized pipe end sections

Part No.	Old No.	Description
8.710-598.0	368118	18", 1/4" MPT x 1/4" MPT
8.710-603.0	368121	21", 1/4" MPT x 1/8" FPT
8.710-604.0	368124	24", 1/4" MPT x 1/8" FPT

Kew Replacement Accessories



- **PSI:** 4000
- **GPM:** 10.5
- **Temperature:** 300°F
- 3/8" F inlet
- Bayonet Quick Coupler Outlet

Iride Kew Style

Part No.	Old No.	Description
8.710-427.0	353065	Iride Kew Style
8.704-173.0	109950	Unitized Valve
8.704-174.0	109960	Trigger Seal Kit



Bayonet Plug

- 416 Stainless Steel Plug attaches any 1/4" lance to Kew Guns

Part No.	Old No.	Description
8.710-903.0	373069	SS Plug w/ set back threads

Pressure Washer Accessory Kit



Kit 1 - 3000 PSI Includes:

- Teflon Tape
- Hose, 3000 PSI 3/8 x 50', R1, SoxSw
- QC Nozzle, SS 1/4" #4.0x15
- Coupler, 3/8" Female brass
- Wand, 18" M22 x 1/4" QC
- Gun, S2 3/8" Inlet, Lance w/M22 coupler

Kit 2 - 5000 PSI Includes:

- Teflon Tape
- Hose, 5000 PSI 3/8 x 50', R2, SoxSw
- QC Nozzle, SS 1/4" #4.0x15
- Coupler, 3/8" Female brass
- Wand, 18" M22 x 1/4" QC
- Gun, S2 3/8" Inlet, Lance w/M22 coupler

Part No.	Description
8.903-454.0	Pressure Washer Accessory Kit 1
8.903-455.0	Pressure Washer Accessory Kit 2

Replacement Accessories



Astra Style

- **PSI: 4000**
- **Temperature: 300°F**



Iride Style

- M22 - 1 "O" Ring inlet (Standard)
- M22 - 2 "O" Ring outlet (Extended)

Part No.	Old No.	Description
8.710-428.0	353070	Astra Style, 10.5 GPM
8.710-429.0	353075	Iride Style, 8 GPM
Maintenance Kits		
8.704-173.0	109950	Unitized Valve
8.704-174.0	109960	Trigger Seal Kit

Extended Twist Seal Coupler



- **PSI: 3600**
- **GPM: 11**
- **Temperature: 300°F**

- Double O-ring Seal
- Machined Brass Body
- High Impact Plastic Knob

Part No.	Old No.	Description
8.709-535.0	331215	Coupler - 1/4" FPT x 22 mm F
8.709-555.0	331315	Plug - 1/4" FPT x 22 mm M

Tip Retainer



- 18 mm Thread
- Fits vent grip lance

- See tip jet nozzles in nozzle section

Part No.	Old No.	Description
8.710-901.0	373065	Tip Retainer

Tip-Jet Nozzle System



Tip-Jet Tips

"Tip-Jet" Nozzle Systems are versatile nozzling systems for everyday or specialized applications. Also on page 77.

- **PSI: to 4000**
- Neat & simple tip change
- Hardened stainless steel tips with vanes
- Strainers available
- Body components available in brass, zinc-plated steel or stainless steel

Orifice Size	0° Part No.	0° Old No.	15° Part No.	15° Old No.	25° Part No.	25° Old No.	40° Part No.	40° Old No.
3.0	8.708-016.0	253316	8.708-017.0	253317N	8.708-018.0	253318	-	-
4.0	8.708-019.0	253330	8.708-020.0	253331	8.708-021.0	253332	8.708-022.0	253333
4.5	8.708-023.0	253338	8.708-024.0	253339	8.708-025.0	253340	8.708-026.0	253341
5.0	8.708-027.0	253346	8.708-028.0	253348	8.708-029.0	253349	8.708-030.0	253350
5.5	8.708-031.0	253355	8.708-032.0	253357	8.708-033.0	253358	8.708-034.0	253359
6.0	8.708-035.0	253365	8.708-036.0	253367	8.708-037.0	253368	8.708-038.0	253369
6.5	8.708-039.0	253375	-	-	8.708-040.0	253377	8.708-041.0	253378
7.0	8.708-042.0	253383	8.708-043.0	253385	8.708-044.0	253386	8.708-045.0	253387
7.5	8.708-046.0	253392	8.708-047.0	253393	8.708-048.0	253394	8.708-049.0	253395
8.0	8.708-050.0	253400	8.708-051.0	253401	8.708-052.0	253402	8.708-053.0	253403
9.0	8.708-054.0	253415	8.708-055.0	253416	8.708-056.0	253417	8.708-057.0	253418
10.0	8.708-058.0	253456	8.708-059.0	253457	8.708-060.0	253458	8.708-061.0	253459

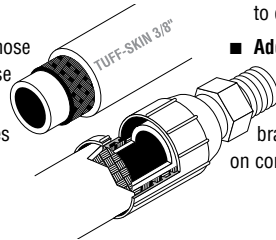
Landa Tuff-Skin™ Hose

For use with: hot or cold-water pressure Washer

There is no other high-pressure hose as tough as Landa's Tuff-Skin™ hose. When tested to ISO 6945 / DIN 20024, the Tuff-Skin has proven to be seven times more abrasion resistant than standard pressure washer hoses yet is 20% more flexible. The Tuff-Skin, with its unique design, has been engineered for a greater continuous temperature range—from -40° to 275°F / 310°F intermittent—and for handling pressures of up to 6000 PSI. Beside its maximum-strength Class A ORS (Oil Resistance Standard)—most other brands are Class B—the Tuff-Skin has a “bite-the-wire” coupling that grips the hose better than any other design.

Both single- and double-wire braid hoses come with Landa branded durable plastic sleeves on both ends—a 24-inch sleeve on the gun end—for added operator protection against high-pressure bursts.

- **Greater Oil Resistance:** Both the tube and the cover carry the maximum Class A ORS (Oil Resistance Standard) for longer life. Most brands of hose carry only a Class B rating.
- **Higher Temperature Rating:** Tuff-Skin hoses are rated for continuous temperatures up to 275°F / 310°F intermittent.
- **Special Wire Braid:** Unique design of braid gives Tuff-Skin hose added durability, greater working pressure and higher impulse cycle in both the double- and single-wire products.
- **Easily Identified:** Permanently embossed identification makes for easy tracing and owner protection.



- **Certified Burst Protection:** Tuff-Skin meets the stringent UL-1776 safety standards with two hose guards—including a 24-inch sleeve on the gun end—for added operator protection against bursts.
- **Higher Abrasion Resistance:** The Tuff-Skin cover has been specially compounded to deliver 7 times the abrasion resistance of other brands.
- **Additional Flexibility:** Even with extra durability, the braid design allows for 20% more flexibility than other brands.
- **Unique Coupling:** A “bite-the-wire” coupling actually reaches the wire braid for never-slip retention, far superior to the “compression” fittings used on conventional hoses.



Tuff-Skin 2-Wire 6000 PSI Hose



- Wrapped impression, maximum oil resistant tube and cover
- LANDA branded yellow hose guard
- 2-wire protection
- Seven times greater abrasion resistance
- Built to SAE 100R2AT OD dimensions
- 3/8" MPT Swivel x 3/8" MPT Solid

LANDA™

Part No.	Size	Temp	PSI
8.739-071.0	25' x 3/8" ID	275°F	6000
8.739-072.0	50' x 3/8" ID	275°F	6000
8.739-073.0	75' x 3/8" ID	275°F	6000
8.739-074.0	100' x 3/8" ID	275°F	6000
8.739-075.0	150' x 3/8" ID	275°F	6000
8.724-042.0	3/8" (bulk hose)*	275°F	6000

*400 feet per reel

Case Lot

CASE LOT SAVINGS!

8.916-330.0	100' x 3/8" ID	275°F	6000	Case of 40
-------------	----------------	-------	------	------------

Tuff-Skin 1-Wire 4000 PSI Hose



- Wrapped impression, maximum oil resistant tube and cover
- LANDA branded black hose guard
- 20% greater flexibility
- Seven times greater abrasion resistance
- Built to SAE 100R1AT OD dimensions
- 3/8" MPT Swivel x 3/8" MPT Solid

LANDA™

Part No.	Size	Temp	PSI
8.739-025.0	25' x 3/8" ID	275°F	4000
8.739-026.0	50' x 3/8" ID	275°F	4000
8.739-027.0	75' x 3/8" ID	275°F	4000
8.739-028.0	100' x 3/8" ID	275°F	4000
8.739-029.0	150' x 3/8" ID	275°F	4000
8.724-037.0	3/8" (bulk hose)*	275°F	4000

*500 feet per reel

Landa Tuff-Flex Hose

Tuff-Flex hose has the same durable cover as Tuff-Skin with a smaller outside diameter for greater flexibility!

Tuff-Flex 2-Wire 5000 PSI Hose

Tuff-Flex hose has the same durable cover as the Tuff-Skin hose. A smaller OD allows for even greater flexibility.

LANDA®



- Yellow Landa branded hose guard
- Wrapped impression, maximum oil resistant tube and cover
- 50% greater flexibility
- Seven times greater abrasion resistance
- Economically priced
- 3/8" MPT Swivel x 3/8" MPT Solid or 1/2" MPT Swivel x 1/2" MPT Solid

Part No.	Size	Temp	PSI
----------	------	------	-----

3/8" Hose

8.739-212.0	25' x 3/8" ID	275°F	5000
8.739-213.0	50' x 3/8" ID	275°F	5000
8.739-214.0	75' x 3/8" ID	275°F	5000
8.739-215.0	100' x 3/8" ID	275°F	5000
8.739-216.0	150' x 3/8" ID	275°F	5000

3/8" Hose - Case Lot **CASE LOT SAVINGS!**

8.916-329.0	50' x 3/8" ID	275°F	5000	Case of 75
8.916-331.0	100' x 3/8" ID	275°F	5000	Case of 40

1/2" Hose

8.739-401.0	50' x 1/2" ID	275°F	5000
8.739-403.0	100' x 1/2" ID	275°F	5000

3/8" Blue Tuff-Flex 2-Wire 4500 PSI Hose

LANDA®



- Non-marking durable blue cover
- Yellow Landa branded hose guard
- Smooth impression, maximum oil resistant tube and cover
- 50% greater flexibility
- 3/8" MPT Swivel x 3/8" MPT Solid

Part No.	Size	Temp	PSI
----------	------	------	-----

8.739-217.0	25' x 3/8" ID	275°F	4500
8.739-218.0	50' x 3/8" ID	275°F	4500
8.739-219.0	75' x 3/8" ID	275°F	4500
8.739-220.0	100' x 3/8" ID	275°F	4500

Tuff-Flex 1-Wire 3000 PSI Hose

Tuff-Flex hose has the same durable cover as the Tuff-Skin hose. A smaller OD allows for even greater flexibility.

LANDA®



- Black Landa branded hose guard
- Wrapped impression, maximum oil resistant tube and cover
- 50% greater flexibility
- Seven times greater abrasion resistance
- Economically priced
- 3/8" MPT Swivel x 3/8" MPT Solid or 1/2" MPT Swivel x 1/2" MPT Solid

Part No.	Size	Temp	PSI
----------	------	------	-----

3/8" Hose

8.739-133.0	25' x 3/8" ID	275°F	3000
8.739-134.0	50' x 3/8" ID	275°F	3000
8.739-135.0	75' x 3/8" ID	275°F	3000
8.739-136.0	100' x 3/8" ID	275°F	3000
8.739-137.0	150' x 3/8" ID	275°F	3000

3/8" Hose - Case Lot **CASE LOT SAVINGS!**

8.916-335.0	50' x 3/8" ID	275°F	3000	Case of 75
--------------------	---------------	-------	------	------------

1/2" Hose

8.739-397.0	50' x 1/2" ID	275°F	3000
8.739-399.0	100' x 1/2" ID	275°F	3000

3/8" Blue Tuff-Flex 1-Wire 3000 PSI Hose

LANDA®



- Non-marking durable blue cover
- Black Landa branded hose guard
- Smooth impression, maximum oil resistant tube and cover
- 50% greater flexibility
- 3/8" MPT Swivel x 3/8" MPT Solid

Part No.	Size	Temp	PSI
----------	------	------	-----

8.739-138.0	25' x 3/8" ID	275°F	3000
8.739-139.0	50' x 3/8" ID	275°F	3000
8.739-140.0	75' x 3/8" ID	275°F	3000
8.739-141.0	100' x 3/8" ID	275°F	3000

HOSE & HOSE REELS

Industrial Garden Hose

LANDA®

Built to last, extra-large 3/4" ID Inlet water hose. EPDM cover and tube is perfect for water and provides ozone and heat protection.



- EPDM Tube and Cover
- Class C Oil Resistant
- -40°F to 212°F
- Heavy-Duty, contractor grade
- Crush resistant fittings

Part No.	Old No.	Size	Temp	PSI
8.711-797.0	4-02140025	25' x 3/4" ID	212°F	200
8.711-798.0	4-02140050	50' x 3/4" ID	212°F	200
8.711-799.0	4-02140075	75' x 3/4" ID	212°F	200
8.711-800.0	4-02140099	100' x 3/4" ID	212°F	200

Sandblast Hose

LANDA®

Heavy-duty spiralite hose available preassembled or by the foot.



- 3/4" spiralite sand hose with air hose locking couplers
- -30°F to 130°F

Part No.	Old No.	Size: ID	Temp	Description
8.711-809.0	4-02190000	3/4"	130°F	Sand, Spiralite /ft
8.711-839.0	4-02199925	3/4" x 25'	130°F	Assy, Sand, Spiralite 25'
8.711-840.0	4-02199940	3/4" x 40'	130°F	Assy, Sand, Spiralite 40'

Float Tank Inlet Hose

LANDA®

Float tank connection hoses are completely assembled and ready to go. Don't see the size you need? Call us for special orders.



- Pre-made hose with special float fitting already installed
- 3/8" ID Push-on hose
- -40°F to 212°F

Part No.	Old No.	Size	Temp	PSI
8.711-773.0	4-02100008	8"	212°F	300
8.711-774.0	4-02100009	11"	212°F	300
8.711-775.0	4-02100013	13"	212°F	300
9.802-257.0	4-02100030	30"	212°F	300
9.802-258.0	4-02100045	45"	212°F	300
8.707-316.0	2-30140	Connector, Fluidmaster Ball Cock		

Push-On Hose

LANDA®

This is a fabric braid hose with a Nitrile cover and tube. Easily pushes on to hose barb fitting and good up to 300 PSI.



- Fabric braid
- Nitrile cover
- -40°F to 212°F

Part No.	Old No.	Size	Temp	PSI
9.802-254.0	4-02100000	1/4" ID	212°F	300
9.802-259.0	4-02110000	1/2" ID	212°F	300
9.802-261.0	4-02120000	3/4" ID	212°F	300

Vinyl Tubing

LANDA®

This 1/4" x 1/2" clear vinyl tubing is heavier duty than the rest! Thick wall resists kinking. Available in clear or clear reinforced with a polyester braid.



- Very flexible
- Available by the foot or 100' rolls

Part No.	Old No.	Size: ID x OD	PSI	Description
9.802-251.0	4-02080000	1/4" x 1/2"	50	Clear Vinyl /ft
9.802-252.0	4-02090000	1/4" x 1/2"	250	Braided Vinyl /ft

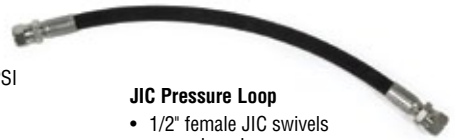
1/4", 3/8" & 1/2" 2-Wire Pressure Loop

The 1/4" ID pressure lines solid/swivel for most any application. The 3/8" ID pressure loops have female JIC on both ends for typical unloader connection hose.



1/4" ID Pressure Loop

- 1/4" MPT swivel x 1/4" MPT solid
- 1/4" ID two-wire 5000 PSI
- Any length available



JIC Pressure Loop

- 1/2" female JIC swivels on each end
- 3/8" ID two-wire 5000 PSI
- Any length available

Part No.	Old No.	Size	Description
8.711-549.0	4-02021216	16" x 1/4" ID	1/4" Pressure Loop
8.711-550.0	4-02021220	20" x 1/4" ID	1/4" Pressure Loop
8.711-552.0	4-02021226	26" x 1/4" ID	1/4" Pressure Loop
8.711-553.0	4-02021228	28" x 1/4" ID	1/4" Pressure Loop
8.711-554.0	4-02021230	30" x 1/4" ID	1/4" Pressure Loop
9.802-231.0	4-02021236	36" x 1/4" ID	1/4" Pressure Loop
8.711-558.0	4-02021242	42" x 1/4" ID	1/4" Pressure Loop
8.711-653.0	4-02047716	16" x 3/8" ID	JIC Pressure Loop
9.802-239.0	4-02047720	20" x 3/8" ID	JIC Pressure Loop
9.802-240.0	4-02047722	22" x 3/8" ID	JIC Pressure Loop
9.802-241.0	4-02047725	25" x 3/8" ID	JIC Pressure Loop
9.802-242.0	4-02047729	29" x 3/8" ID	JIC Pressure Loop
9.802-244.0	4-02047736	36" x 3/8" ID	JIC Pressure Loop
8.711-662.0	4-02047738	38" x 3/8" ID	JIC Pressure Loop
8.711-664.0	4-02047742	42" x 3/8" ID	JIC Pressure Loop
8.711-700.0	4-02067720	20" x 1/2" ID	JIC Pressure Loop
8.711-701.0	4-02067722	22" x 1/2" ID	JIC Pressure Loop
8.711-702.0	4-02067728	28" x 1/2" ID	JIC Pressure Loop
8.711-705.0	4-02067746	46" x 1/2" ID	JIC Pressure Loop
8.711-707.0	4-02067770	70" x 1/2" ID	JIC Pressure Loop

Legacy Rawhide Hose



Legacy

Superior abrasion-resistant cover hose for use with: hot- or cold-water pressure Washer



All standard 3/8" RAWHIDE assemblies include:

- 1 solid end and 1 swivel end
- 8" molded vinyl, color coded bend restrictors (both ends)
- Class A ORS (Oil Resistance Standard) for longer life
- Superior flexibility
- Temperature up to 275°F

Rawhide 1-Wire 4000 PSI Black Hose

- Durable wrapped finish outer cover

Part No.	Old No.	Length	Temp	Working PSI	Approx wt lbs
3/8" Black Hose (wrapped)					
8.739-030.0	158265	25' x 3/8" ID	275°F	4000	6.00
8.901-774.0	158270	30' x 3/8" ID	275°F	4000	7.00
8.901-776.0	158275	40' x 3/8" ID	275°F	4000	10.00
8.739-031.0	158280	50' x 3/8" ID	275°F	4000	12.00
8.739-032.0	158285	75' x 3/8" ID	275°F	4000	17.00
8.739-033.0	158290	100' x 3/8" ID	275°F	4000	23.00
8.739-034.0	158295	150' x 3/8" ID	275°F	4000	34.00
8.724-037.0	158200*	Per Foot			
8.916-353.0	Case of 75 (of 8.739-031.0)	- 3/8" x 50 ft Hoses			
8.916-355.0	Case of 40 (of 8.739-033.0)	- 3/8" x 100 ft Hoses			

*500 ft reel, 50 ft incremental lengths (max 3 pieces)

Rawhide Smooth Cover Black Hose

Part No.	Length	Temp	Working PSI	Approx wt lbs
3/8" Smooth 3000 PSI 1-Wire Hose				
8.740-216.0	25' x 3/8" ID	250°F	3000	6.00
8.740-217.0	50' x 3/8" ID	250°F	3000	13.00
8.740-218.0	75' x 3/8" ID	250°F	3000	19.00
8.740-219.0	100' x 3/8" ID	250°F	3000	25.00

3/8" Smooth 4500 PSI 2-Wire Hose

8.740-220.0	25' x 3/8" ID	250°F	4500	8.00
8.740-221.0	50' x 3/8" ID	250°F	4500	15.00
8.740-222.0	75' x 3/8" ID	250°F	4500	21.00
8.740-223.0	100' x 3/8" ID	250°F	4500	28.00

Rawhide 1-Wire 3000 PSI Smooth Non-Marking Hose

ANIMAL FAT RESISTANT

Part No.	Old No.	Length	Temp	Working PSI	Approx wt lbs
3/8" Smooth Yellow Hose					
8.901-800.0	158980	50' x 3/8" ID	275°F	3000	12.00
8.901-802.0	158985	75' x 3/8" ID	275°F	3000	17.00
8.901-804.0	158990	100' x 3/8" ID	275°F	3000	23.00
8.705-720.0*	158900	Per Foot			
3/8" Smooth Blue Hose					
8.739-148.0	158780	50' x 3/8" ID	275°F	3000	12.00
8.739-149.0	158785	75' x 3/8" ID	275°F	3000	17.00
8.739-150.0	158790	100' x 3/8" ID	275°F	3000	23.00
8.739-369.0	158795	150' x 3/8" ID	275°F	3000	34.00
8.724-371.0*	158700	Per Foot			

3/8" Smooth Gray Hose

8.749-935.0	50' x 3/8" ID	250°F	3000	13.00
8.749-936.0	100' x 3/8" ID	250°F	3000	25.00
8.749-945.0*	Per Foot			

1/4" Smooth Blue Hose

8.901-796.0	158880	50' x 1/4" ID	275°F	3000	8.00
8.901-798.0	158890	100' x 1/4" ID	275°F	3000	16.00
8.705-718.0*	158800	Per Foot			

*500 ft reel, 50 ft incremental lengths (max 3 pieces)

See page 52 for fittings to make custom hose

Legacy Rawhide 2-Wire 3/8" Hose

All black 2-wire Legacy Rawhide hose is now rated at 6000 PSI!

2-Wire RAWHIDE assemblies include:

- 1 solid end and 1 swivel end
- 6000 PSI rating - Black
- 4500 PSI rating - Blue
- 8" bend restrictors (both ends)
- Superior flexibility
- Beefed up high tensile steel wire braid
- Higher abrasion resistance
- New Temperature up to 275°F



Part No.	Old No.	Length	Temp	Approx wt lbs
3/8" Black Hose (6000 PSI) - Wrapped				
8.739-077.0	159565	25'	275°F	9.00
8.739-078.0	159580	50'	275°F	17.00
8.739-079.0	159585	75'	275°F	25.00
8.739-080.0	159590	100'	275°F	33.00
8.739-081.0	159595	150'	275°F	48.00
8.724-042.0*	159300	500'	275°F	

*450 ft reel, 50 ft incremental lengths (max 3 pieces)

Part No.	Old No.	Length	Temp	Approx wt lbs
3/8" BLUE Hose (4500 PSI) - Smooth				
8.739-229.0	154415	50'	275°F	17.00
8.739-231.0	154425	100'	275°F	33.00
8.705-651.0*	154400	Per Foot		

*500 ft reel, 50 ft incremental lengths (max 3 pieces)

Legacy Ultima Hose



Wrapped cover hose with a smaller outside diameter for even greater flexibility!

All standard Ultima assemblies include:

- 1 solid end and 1 swivel end
- 8" molded vinyl color coded bend restrictors (both ends)
- Wrapped impression, maximum oil resistant tube and cover
- 50% greater flexibility
- Temperature up to 275°F

Ultima 1-Wire 3000 PSI Black Hose (wrapped)

Part No.	Old No.	Description	Approx Wt-lbs
3/8" Black Hose			
8.739-373.0	153550	15' x 3/8" ID	5.0
8.739-142.0	153555	25' x 3/8" ID	7.0
8.901-513.0	153560	30' x 3/8" ID	
8.739-143.0	153570	50' x 3/8" ID	13.0
8.739-144.0	153575	75' x 3/8" ID	19.0
8.739-145.0	153590	100' x 3/8" ID	25.0
8.739-146.0	153595	150' x 3/8" ID	37.0
8.724-047.0	153000*	Per Foot	

*Full Reel – 450 ft, hose only, 50 ft incremental lengths (max 3 pieces)

1/2" Black Hose

8.739-420.0	155425	25' x 1/2" ID	7.50
8.739-421.0	155450	50' x 1/2" ID	14.00
8.739-422.0	155475	75' x 1/2" ID	21.00
8.739-423.0	155499	100' x 1/2" ID	27.00
8.724-067.0	155400*	Per Foot	

*Full Reel – 350 ft, hose only, 50 ft incremental lengths (max 3 pieces)

1/4" Black Hose

8.901-418.0	151025	25' x 1/4" ID	5.00
8.901-423.0	151030	30' x 1/4" ID	6.00
8.901-427.0	151050	50' x 1/4" ID	10.00
8.901-429.0	151075	75' x 1/4" ID	15.00
8.901-430.0	151090	100' x 1/4" ID	20.00
8.724-065.0	151000*	Per Foot	

*Full Reel – 800 ft, hose only, 50 ft incremental lengths (max 3 pieces)

1-Wire Custom Hose Fittings:

These hose fittings can be used with any 1-Wire Per Foot Hose

Part No.	Old No.	Custom Length
3/8" Hose		
8.724-335.0	150232*	add fitting(s) and bend restrictor
8.901-309.0	150205*	add fitting(s) only
1/2" Hose		
8.724-333.0	150220*	add fitting(s) and bend restrictor
8.901-321.0	150222*	add fitting(s) only
1/4" Hose		
8.724-313.0	150210*	add fitting(s) and bend restrictor
8.901-314.0	150212*	add fitting(s) only

*Assembly – Add to cost of custom length (labor & fittings - 1 solid, 1 swivel)



Ultima 2-Wire 5000 PSI Black Hose (wrapped)

Part No.	Old No.	Description	Approx Wt-lbs
3/8" Black Hose			
8.739-222.0	154215	15' x 3/8" ID	5.75
8.739-223.0	154225	25' x 3/8" ID	8.00
8.739-224.0	154250	50' x 3/8" ID	15.00
8.739-225.0	154275	75' x 3/8" ID	22.00
8.739-226.0	154290	100' x 3/8" ID	28.00
8.739-227.0	154294	150' x 3/8" ID	42.00
8.724-052.0	154000*	Per Foot	
8.916-354.0		Case of 75 (of 8.739-224.0) - 3/8" x 50 ft Hoses	
8.916-356.0		Case of 40 (of 8.739-226.0) - 3/8" x 100 ft Hoses	
1/2" Black Hose			
8.739-424.0	155725	25' x 1/2" ID	9.25
8.739-425.0	155750	50' x 1/2" ID	18.00
8.739-426.0	155775	75' x 1/2" ID	26.80
8.739-427.0	155790	100' x 1/2" ID	35.50
8.724-068.0	155700**	Per Foot	

*Full Reel – 450 ft per reel, hose only, 50 ft incremental lengths (max 3 pieces)

**Full Reel – 350 ft per reel, hose only (max 3 pieces)

2-Wire Custom Hose Fittings:

These hose fittings can be used with any 2-Wire Per Foot Hose

Part No.	Old No.	Custom Length
3/8" Hose		
8.724-336.0	150204*	add fitting(s) and bend restrictor
8.901-309.0	150205*	add fitting(s) only
1/2" Hose		
8.724-334.0	150224*	add fitting(s) and bend restrictor
8.901-321.0	150222*	add fitting(s) only

*Assembly – Add to cost of custom length (labor & fittings - 1 solid, 1 swivel)

*Assembly – Add to cost of custom length (labor & fittings - 1 solid MPT, 1 swivel MPT)

Whitewater® Combination Steam Hose



Good up to 3000 PSI / 250°F or 350 PSI / 325°F



- Single high-tensile steel wire braid
- High temperature bend restrictors – both ends
- Seamless innertube
- Solid 3/8" or 1/2" MPT connectors – both ends (Swivel ends NOT available)
- Oil-resistant cover

Part No.	Old No.	Length
3/8" Hose		
8.901-599.0	153930	30'
8.901-601.0	153950	50'
8.901-598.0	153925	25'
8.901-603.0	153975	75'
8.901-604.0	153990	100'
8.705-643.0	153900*	Per Foot

*Full Reel – 500 ft per reel, hose only, 50 ft incremental lengths (max 3 pieces)

Part No.	Old No.	Length
1/2" Hose		
8.901-721.0	155625	25'
8.901-723.0	155650	50'
8.901-724.0	155675	75'
8.901-725.0	155690	100'
8.705-678.0	155600*	Per Foot

*Full Reel – 500 ft per reel, hose only, 50 ft incremental lengths (max 3 pieces)

Custom Lengths

Part No.	Old No.	Description
3/8" Hose		
8.705-643.0	153900	per ft / hose only
8.901-316.0	150215*	add fitting(s) and bend restrictor
8.901-317.0	150216*	add fitting(s) only

Part No.	Old No.	Description
1/2" Hose		
8.705-678.0	155600	per ft / hose only
8.901-327.0	150230*	add fitting(s) and bend restrictor
8.901-326.0	150228*	add fitting(s) only

*Assembly – Add to cost of custom length (labor & fittings - 2 solid MPT)

Pulse Hose



- 1300 PSI working pressure
- Available with either plug-end or open flow with solid/swivel connects
- 3/8" MPT on both styles

Part No.	Old No.	Description
8.711-151.0	381118	18" with Plug End
8.711-153.0	381124	24" with Plug End
8.711-155.0	381128	28" Solid/Swivel - Open
8.711-157.0	381136	36" Solid/Swivel - Open

Hobby Hose

Replacement hose for most hobby pressure washers sold by mass retailers.



- Thermoplastic cover
- Fiber-braid reinforcement
- 2250 PSI working pressure
- 9000 PSI burst pressure
- M22 x 1.5 fitting inlet
- 14mm seal cone fits Generac, Excell & Karcher
- 15mm seal cone fits Campbell, MI-T-M

Part No.	Old No.	Seal Cone	ID	Length
8.705-485.0	150245	14mm	1/4"	25 ft
8.705-487.0	150246	15mm	1/4"	25 ft

8.711-531.0	4-02010025M	22mm*	1/4"	25 ft
-------------	-------------	-------	------	-------

NOTE: See Hobby Gun and Lance on page 46.

*Both Ends

Sewer Hose

SUPER FLEXIBLE SEWER LINE HOSE Hose and couplings have small outside diameter, allowing hose and nozzles to fit through sewer line. Sewer line has Super Tough poly-ether cover over ultra-flexible nylon tube. (1/8" sewer nozzle and hose will operate through many 1-1/2" lines.) (Nozzles not included.)



- 160°F max temperature
- Nylon tube, poly-ether cover
- 1.5 gpm optimum flow 1/8"
- 2.5 gpm optimum flow 1/4"

Part No.	Old No.	Description
1/8" Hose – 4800 PSI, 1/4" inlet / 1/8" outlet		
8.705-601.0	150960	1/8" x 25'
8.705-602.0	150963	1/8" x 50'
8.705-603.0	150964	1/8" x 100'
1/4" Hose – 2600 PSI, 1/4" inlet / 1/4" outlet		
8.705-607.0	150968	1/4" x 50'
8.705-608.0	150970	1/4" x 100'
1/4" Hose – 4400 PSI, 1/4" inlet / 1/4" outlet		
8.705-610.0	150972	1/4" x 50'
8.705-611.0	150973	1/4" x 100'

Hose Bend Restrictors



- Top quality molded fit bend restrictors
- Fits snugly to prevent kinks near the connectors
- Used on hose assemblies
- Non-slip sure fit
- Easy installation, 325°F

Part No.	Old No.	Size	Description
8.705-479.0	150166	5.3"	1/4" 1 wire, Black Vinyl
8.705-476.0	150161	6.0"	3/8" 1 wire, Black Vinyl
8.705-478.0	150164	6.0"	3/8" 2 wire, Red Vinyl
8.705-481.0	150170	7.0"	1/2" 1 wire, Black Vinyl
8.705-480.0	150168	7.0"	1/2" 2 wire, Red Vinyl
8.705-483.0	150174	6.5"	3/8" Combo, Gray Vinyl
8.705-482.0	150172	6.5**	1/2" Combo, Black Rubber

*Insulated Rubber

HOSE & HOSE REELS

Orange 600 Sprayer Hose & Ribbed PVC Sprayer Hose

Braid reinforced PVC hose designed specifically for AG/ Pest control spraying applications.



- Tough Ribbed Cover
- Color - Orange
- 600 PSI max pressure
- Bulk Hose Standard in 300' Single Length Coils
- Resists Abrasion and UV Rays

Part No.	Old No.	Description
----------	---------	-------------

3/8" Hose - Orange

8.705-527.0	150630	300' Coil (Single, Uncut Length)
8.901-384.0	150634	50' Length (Bulk)
8.901-385.0	150636	100' Length (Bulk)
8.901-383.0	150632	Per Foot (Minimum 25')
8.724-335.0	150232	1-Wire Custom Hose Fitting

1/2" Hose - Orange

8.705-523.0	150601	300' Coil (Single, Uncut Length)
8.901-377.0	150603	50' Length
8.901-379.0	150606	100' Length
8.705-524.0	150602	Per Foot (Minimum 25')
8.724-333.0	150220	1-Wire Custom Hose Fitting

3/4" Hose - Orange

8.705-531.0	150660	300' Coil (Single, Uncut Length)
8.901-386.0	150662	Per Foot (Minimum 25')
8.901-351.0	150295	SO/SW Assy w/o Bend Restrictor

NOTE: All Above Hose Can Be Custom Fitted – with MPT Fittings, Male or Female Garden Hose Solid or Swivel Fittings, with or without Bend Restrictors, etc. Combinations Are Too Numerous To List – CALL FOR CUSTOM ASSEMBLY PRICING!

Garden Hose - Apex Quality

The Essential Product for Pressure Washing



- Rated for cold water use
- Reinforced hose for flexibility & strength in all weather
- Assemblies complete with bend restrictor
- 5/8" or larger ID for full flow
- Choice of Commercial or Heavy-duty grade
- Commercial grade has machined octagonal "wrench tight" fittings

Part No.	Old No.	Length	ID	Grade	Color
----------	---------	--------	----	-------	-------

8.704-786.0	121315	50'	5/8"	Com	Gray
8.704-787.0	121319	100'	5/8"	Com	Gray
8.704-788.0	121332	50'	5/8"	HD	Lt. Green
8.704-789.0	121336	100'	5/8"	HD	Lt. Green

All Rubber Reinforced Hot Water (160°F) Hose

8.704-790.0	121344	50'	5/8"	Com	Red
8.704-791.0	121348	50'	3/4"	Com	Red

Cold Weather Garden Hose



- Ideal for outdoor contractors
- Thermostatically controlled - heating element is activated at +/- 35°F temperature and turned off at +/- 40 F ambient temperature
- Heated hose with 110 plug
- Use only with a UL approved GFCI outlet or extension
- 5/8" - 50 ft.
- PVC material FDA approved for potable water
- High quality brass fittings

Part No.	Description
8.749-944.0	50' Cold Weather Garden Hose

"Field" Attachable Couplings

Design and Build Your Own Hose or Adapt and Repair Hose in the Field (No Crimper Required)



Couplings for 1 Wire Braid Hose

Part No.	Old No.	ID x MPT
8.705-493.0	150502	1/4" x 1/4" – Solid
8.705-495.0	150505	1/4" x 1/4" – Swivel
8.705-496.0	150510	3/8" x 1/4" – Solid
8.705-497.0	150511	3/8" x 3/8" – Solid
8.705-498.0	150513	3/8" x 3/8" – Swivel
8.705-499.0	150515	1/2" x 3/8" – Solid
8.705-500.0	150516	1/2" x 1/2" – Solid
8.705-501.0	150518	1/2" x 1/2" – Swivel

Couplings for 2 Wire Braid Hose

Part No.	Old No.	ID x MPT
8.705-502.0	150532	1/4" x 1/4" – Solid
8.705-503.0	150535	1/4" x 1/4" – Swivel
8.705-504.0	150540	3/8" x 1/4" – Solid
8.705-505.0	150541	3/8" x 3/8" – Solid
8.705-506.0	150543	3/8" x 3/8" – Swivel
8.705-507.0	150546	1/2" x 1/2" – Solid
8.705-508.0	150548	1/2" x 1/2" – Swivel

Connector Hose - 2' - 10'



Connector hose come with 1 solid / 1 swivel end. NOTE: Add the suffix "B" to the Old No. to include Bend Restrictors.

Part No.	Old No.	Length	Part No.	Old No.	Length
3/8" Ultima - 2 wire 5000 PSI					
8.901-608.0	154102	2'	8.901-623.0	154107	7'
8.901-611.0	154103	3'	8.901-625.0	154108	8'
8.901-614.0	154104	4'	8.901-628.0	154109	9'
8.901-617.0	154105	5'	8.901-630.0	154110	10'
8.901-620.0	154106	6'			

NOTE: Add the suffix "B" to the Old No. to include Bend Restrictors

Part No.	Old No.	Length	Part No.	Old No.	Length
3/8" Ultima - 1 wire 3000 PSI					
8.901-457.0	153002	2'	8.901-476.0	153007	7'
8.901-460.0	153003	3'	8.901-479.0	153008	8'
8.901-464.0	153004	4'	8.901-482.0	153009	9'
8.901-467.0	153005	5'	8.901-484.0	153010	10'
8.901-472.0	153006	6'			

NOTE: Add the suffix "B" to the Old No. to include Bend Restrictors

Part No.	Old No.	Length	Part No.	Old No.	Length
1/2" Ultima - 2 wire 5000 PSI					
8.901-726.0	155702	2'	8.901-737.0	155707	7'
8.901-729.0	155703	3'	8.901-738.0	155708	8'
8.901-731.0	155704	4'	8.901-739.0	155709	9'
8.901-733.0	155705	5'	8.901-740.0	155710	10'
8.901-735.0	155706	6'			

NOTE: Add the suffix "B" to the Old No. to include Bend Restrictors

Part No.	Old No.	Length	Part No.	Old No.	Length
1/4" Ultima - 1 wire 3000 PSI					
8.901-394.0	151002	2'	8.901-402.0	151007	7'
8.901-396.0	151003	3'	8.901-403.0	151008	8'
8.901-397.0	151004	4'	8.901-405.0	151009	9'
8.901-398.0	151005	5'	8.901-406.0	151010	10'
8.901-400.0	151006	6'			

NOTE: Add the suffix "B" to the Old No. to include Bend Restrictors

Connector Hose / Car Wash Bay Hose - 12' - 25'



All Car Wash Bay hose come with Solid Male Pipe on both ends. Add suffix "B" to the Old Number to include bend restrictors on one end.

Part No.	Old No.	Length	Part No.	Old No.	Length
3/8" Ultima - 1 wire 3000 PSI					
8.902-576.0	261212	12'	8.902-590.0	261219	19'
8.902-578.0	261213	13'	8.902-592.0	261220	20'
8.902-580.0	261214	14'	8.902-594.0	261221	21'
8.902-582.0	261215	15'	8.902-596.0	261222	22'
8.902-584.0	261216	16'	8.902-598.0	261223	23'
8.902-586.0	261217	17'	8.902-600.0	261224	24'
8.902-588.0	261218	18'	8.902-602.0	261225	25'

NOTE: Add the suffix "B" to the Old No. to include Bend Restrictors

Part No.	Old No.	Length	Part No.	Old No.	Length
1/4" Ultima - 1 wire 3000 PSI					
8.902-545.0	261112	12'	8.902-560.0	261119	19'
8.902-547.0	261113	13'	8.902-562.0	261120	20'
8.902-549.0	261114	14'	8.902-564.0	261121	21'
8.902-551.0	261115	15'	8.902-565.0	261122	22'
8.902-554.0	261116	16'	8.902-567.0	261123	23'
8.902-556.0	261117	17'	8.902-569.0	261124	24'
8.902-558.0	261118	18'	8.902-571.0	261125	25'

NOTE: Add the suffix "B" to the Old No. to include Bend Restrictors

Part No.	Old No.	Length	Part No.	Old No.	Length
3/8" Blue - 1 wire 3000 PSI					
8.902-604.0	261312	12'	8.902-625.0	261319	19'
8.902-607.0	261313	13'	8.902-628.0	261320	20'
8.902-610.0	261314	14'	8.902-631.0	261321	21'
8.902-613.0	261315	15'	8.902-634.0	261322	22'
8.902-616.0	261316	16'	8.902-637.0	261323	23'
8.902-619.0	261317	17'	8.902-640.0	261324	24'
8.902-622.0	261318	18'	8.902-643.0	261325	25'

NOTE: Add the suffix "B" to the Old No. to include Bend Restrictors

Part No.	Old No.	Length	Part No.	Old No.	Length
1/4" Blue - 1 wire 3000 PSI					
8.902-646.0	261362	12'	8.902-663.0	261369	19'
8.902-648.0	261363	13'	8.902-665.0	261370	20'
8.902-650.0	261364	14'	8.902-667.0	261371	21'
8.902-652.0	261365	15'	8.902-669.0	261372	22'
8.902-655.0	261366	16'	8.902-671.0	261373	23'
8.902-658.0	261367	17'	8.902-673.0	261374	24'
8.902-660.0	261368	18'	8.902-675.0	261375	25'

NOTE: Add the suffix "B" to the Old No. to include Bend Restrictors

Clear Vinyl Tubing

LANDA®



- Also sold in Box of 100 ft
- 25°F to 150°F
- Very flexible – Non-reinforced
- Packaged in self-dispensing box

Part No.	Old No.	ID	OD	WP @70°F	Roll Length
9.802-251.0	4-02080000	1/4"	1/2"	100	Sold by the Foot

Clear PVC Tubing



- “Box Pak” 100 ft
- 25°F to 150°F
- Very flexible – Non-reinforced
- Packaged in self-dispensing box

Part No.	Old No.	ID	OD	WP @ 70°F
8.901-279.0	121070	1/4"	3/8"	55
8.704-766.0	121106	1/2"	5/8"	30

Flex Line Bypass / Supply Line Hose

Industrial PVC hose with black seamless inner tube, polyester braid reinforced tough outer cover. Excellent for use as supply lines or bypass lines. Typically used for air hose.



- Looks & feels like rubber
- Smooth dirt- & oil-resistant finish
- Super flexible
- Abrasion-resistant cover
- Burst-rated 3 times WP

Part No.	Old No.	ID x OD	WP@70°F	Roll Length
Red Cover, heavy wall				
8.901-281.0	121081	3/8" x .634"	300	50'
8.704-762.0	121084	3/8" x .634"	300	500'
8.901-282.0	121087	1/2" x .792"	250	50'
8.704-764.0	121090	1/2" x .792"	250	500'
8.901-284.0	121097	3/4" x 1.14"	160	50'
8.704-765.0	121099	3/4" x 1.14"	160	300'
Blue Cover, standard wall				
8.704-779.0	121160	1/4" x .475"	250	100'

Clear Reinforced PVC Tubing

Multi-use industrial grade tubing with high resistance to chemicals, solvents & fuel.



- Reinforced with polyester cord
- Huge selection of sizes and lengths
- 4 to 1 Burst Safety Factor

Part No.	Old No.	ID x OD	WP@70°F	Roll Length
8.901-256.0	121031	1/4" x 3/8"	250	25'
8.901-257.0	121032	1/4" x 3/8"	250	50'
8.704-751.0	121033	1/4" x 3/8"	250	100'
8.704-752.0	121034	1/4" x 3/8"	250	300'
8.901-260.0	121036	3/8" x 1/2"	175	25'
8.901-261.0	121037	3/8" x 1/2"	175	50'
8.901-262.0	121038	3/8" x 1/2"	175	100'
8.704-753.0	121039	3/8" x 1/2"	175	300'
8.901-264.0	121041	1/2" x 3/4"	175	25'
8.901-265.0	121042	1/2" x 3/4"	175	50'
8.704-754.0	121043	1/2" x 3/4"	175	100'
8.704-755.0	121044	1/2" x 3/4"	175	300'
8.901-267.0	121046	5/8" x 7/8"	175	25'
8.901-268.0	121047	5/8" x 7/8"	140	50'
8.901-269.0	121048	5/8" x 7/8"	140	100'
8.704-756.0	121049	5/8" x 7/8"	140	300'
8.901-271.0	121051	3/4" x 1"	140	25'
8.901-272.0	121052	3/4" x 1"	140	50'
8.704-757.0	121053	3/4" x 1"	140	100'
8.704-758.0	121054	3/4" x 1"	140	300'
8.901-273.0	121059	1" x 1 1/4"	75	25'
8.901-274.0	121060	1" x 1 1/4"	75	50'
8.901-275.0	121061	1" x 1 1/4"	75	100'
8.704-759.0	121063	1" x 1 1/4"	75	200'

See page 66 for hose clamps

Landa Hose Reels

LANDA®

Fully assembled and ready to use!

Landa hose reels were designed for ease of use and durability in commercial pressure washer applications.

Offering 100' and 200' reels in both a fixed base and 360 degree rotating base. The oversized reel holds the advertised length plus leaves additional space reducing the difficulty of reeling hose. The unique extended swivel improves the hose connection and reduces hose wear and stress.

Features:

1. Rugged heavy-duty construction for commercial applications.

- Heavy gauge steel fabrication
- Gloss black powder coating
- Easy to use brake mechanism reduces unwinding backlash
- Oversized heavy-duty locking mechanism prevents slippage during reel operation.
- Durable handle

2. "Flip-Over" hose guide: Allows ease of use from either side of the reel

3. Oversized: Oversized to easily fit the advertised length of hose. When we say 100' we mean 100+ feet will easily fit.

4. New swivel design: The reels come with an extended swivel which prevents bends and stress on the hose where it attaches to the reel. Swivels carry a two year warranty.

5. Rotary mount: 360 degree rotation with an oversized heavy-duty locking mechanism. Allows for continual alignment with the hose. Mounts to round or square tubing.

6. Fully assembled: Ready to use out of the box. Saves time and money.

Specifications:

- 5000 psi, 325°F
- 100' and 200' fixed base
- 100' and 200' 360 degree rotating base
- High pressure double seal swivels.
- Reels equipped for 3/8" hose. Easily convertible to 1/2" hose with the change to a 1/2" swivel.
- 2 year warranty



Part No.	Description	Length
8.750-487.0	Pivot Reel	100' x 3/8"
8.750-484.0	Pivot Reel	200' x 3/8"
8.750-477.0	Fixed Based	100' x 3/8"
8.750-480.0	Fixed Based	200' x 3/8"

NOTE: Hose not included

Legacy Hose Reel Swivels

Legacy



- 5000 PSI
- Stainless steel rotor
- Unique dual seal for extra long life
- 2 year warranty

Innovative Design



Protect your hose - Limit bend and hose stress

- 5000 PSI
- Stainless steel rotor
- Unique dual seal for extra long life
- 2 year warranty

Swivels

Part No.	Inlet x Outlet
9.118-021.0*	1/2" M x 3/8" F
9.118-022.0	1/2" F x 3/8" F
9.118-023.0	3/8" M x 3/8" F
9.118-024.0	3/8" F x 3/8" F

*Landa Hose Reel Replacement Swivel

Extended Swivels

Part No.	Inlet x Outlet
9.118-020.0*	1/2" M x 3/8" F
9.118-029.0	1/2" F x 3/8" F
9.118-030.0	3/8" M x 3/8" F
9.118-031.0	3/8" F x 3/8" F

*Landa Hose Reel Replacement Swivel

Part No.	Inlet x Outlet
9.118-025.0	1/2" M x 1/2" F
9.118-026.0	1/2" F x 1/2" F
9.118-027.0	3/8" M x 1/2" F
9.118-028.0	3/8" F x 1/2" F

Part No.	Inlet x Outlet
9.118-032.0	1/2" M x 1/2" F
9.118-033.0	1/2" F x 1/2" F
9.118-034.0	3/8" M x 1/2" F
9.118-035.0	3/8" F x 1/2" F

Universal Repair Kit

Part No.
8.776-001.0

HOSE & HOSE REELS

AP Hose Reels



AP hose reels have been designed to perfectly balance ruggedness and durability with affordability.



Swivel Repair Kits

Part No.	Old No.
8.900-855.0	110025

- Flared flanges for maximum capacity
- Solid center core for maximum strength
- Rolled beaded edge flanges for maximum safety
- Easy mounting options for maximum versatility
- “Posi-Pin” lock, prevents unwanted dereeling
- Heavy-duty powder coated steel
- Easy access external swivel
- 4000 PSI working pressure
- Rated temp: 225°F
- 3/8" or 1/2" Inlet/Outlet

Part No.	Old No.	Hose Dia	Capacity (in feet)	Core Width	Flange Width	Flange Diameter	Overall Height
8.711-192.0	386188	3/8"	50	4.3	7.9	10.5	13.0"
9.804-067.0	386191	3/8"	100	8.7	12.2	10.5	13.0"
8.711-199.0	386206	3/8"	150	6.3	10.2	13.0	16.7"
8.711-201.0	386209	1/2"	100	6.3	10.2	13.0	16.7"
8.712-460.0	421043	Replacement Swivel for Part No. 8.711-192.0 & 9.804-067.0					
8.712-469.0	421063	Replacement Swivel for Part No. 8.711-199.0					
8.712-462.0	421045	Replacement Swivel for Part No. 8.711-201.0					
8.700-188.0	4-0203612	Replacement Handle					

NOTE: Hose is not included in price. See page 55 for connector hose.



Swivel Repair Kits

Part No.	Old No.	Hose Dia
8.700-287.0	075130	3/8"
8.700-285.0	075128	1/2"
8.900-855.0	110025*	

*For Round Swivels

- Super-reinforced core – Won't collapse!
- Adjustable brake for controlled reel tension
- Convenient external swivel
- Manual rewind handle included
- Solid core bolts onto flanges for extra strength
- 225°F max temperature
- Snap lock to prevent accidental dereeling
- Bearings have oil cap for easy field maintenance
- 4000 PSI working pressure

Professional Size Reel

Part No.	Old No.	Hose Dia	Capacity (in feet)	Reel Size Width	Reel Size Diameter
8.711-182.0	386174	3/8"	150	6"	18"
8.711-183.0	386175	3/8"	300	10"	18"
8.711-184.0	386176	3/8"	350	14"	18"
8.711-189.0	386181	1/2"	200	10"	18"
8.711-190.0	386182	1/2"	270	14"	18"
8.715-921.0	600975T	Replacement Brake for Part No. 8.711-182.0 & 8.711-183.0			

NOTE: Hose is not included in price. Interchangeable parts available. Call for pricing. See page 55 for connector hose.

Space Saver Reel

Part No.	Old No.	Hose Dia	Capacity (in feet)	Reel Size Width	Reel Size Diameter
8.711-179.0	386171	3/8"	90	6"	14"
8.711-180.0	386172	3/8"	140	10"	14"
8.711-181.0	386173	3/8"	200	14"	14"
8.711-186.0	386178	1/2"	115	10"	14"
8.711-187.0	386179	1/2"	150	14"	14"

NOTE: Hose is not included in price. Interchangeable parts available. Call for pricing. See page 55 for connector hose.

Coxreels Hose Reels



8.711-858.0



9.802-265.0

Spring Driven Hose Reel

- Light weight, compact design
- Adjustable drag break
- Sturdy U-shaped frame
- Up to 4000 PSI
- Rolled edges & ribbed discs provide strength & safety
- Pro-Grade heavy duty steel
- 2-year mfg. limited warranty



8.723-649.0
(hose and ball stop not included)

Coxreels offer high performance in a very compact and lightweight hand crank or spring driven hose reel. Perfect for mobile application and permanent floor and wall mount.

- Rated up to 4000 PSI
- -20°F to 225°F
- Adjustable drag brake
- 90° brass swivel

Part No.	Old No.	Description	PSI
8.711-858.0	4-02750001	200' x 1/2" (300' x 3/8" with Adapter)	3000
8.711-860.0	4-02750002	50' x 3/8"	4000
9.802-265.0	4-02750003	100' x 3/8"	4000
8.711-591.0	4-020369	Handle Replacement	
8.711-588.0	4-020366	Locking Pin Assy	
8.723-649.0	87236490	50' x 3/8" Spring Driven	4000
8.705-132.0	140407	1/2" to 3/8" Adapter (for 8.711-858.0)	
8.750-020.0		Ball Stop for 8.723-649.0	
8.711-584.0	4-020362	Replacement Swivel, 1/2"	
8.711-585.0	4-020363	Replacement Swivel, 3/8"	

Hose Reels

Two types of hose reels: pivot and standard (non-pivot).

All are rated at 5000 PSI and 325°F to meet maximum limits of standard 3/8" pressure Washer. Reels carry a two-year warranty.



Cast aluminum with stainless steel hardware and brass fittings provide durability for almost any application.

- Neutral black powder coat finish

360° Pivot Reel

Features a sturdy, lockable 360° pivot design. Numerous mounting options. These patented pivot reels are always aligned with the hose for tangle-free pressure washing. Rated at 5000 PSI and 325°F.



Part No.	Description
8.750-446.0	100' x 3/8" Pivot Reel
8.750-447.0	200' x 3/8" Pivot Reel
8.750-448.0	100' x 3/8" Pivot Reel Vert
8.750-449.0	200' x 3/8" Pivot Reel Vert
8.750-471.0	100' x 3/8" Pivot Reel Floor Mount
8.750-473.0	200' x 3/8" Pivot Reel Floor Mount
8.750-474.0	100' x 3/8" Pivot Reel Wall Mount
8.750-472.0	200' x 3/8" Pivot Reel Wall Mount

NOTE: Hose not included

Rapid Reel Swivels



- 5000 PSI
- Stainless steel rotor
- Unique dual seal for extra long life
- 2 year warranty

Part No.	Old No.	Inlet x Outlet
8.711-873.0	4-02751028	1/2" FPT x 3/8" FPT
8.750-475.0		1/2" MPT x 3/8" FPT
8.711-877.0	4-02751029	Repair Kit

Fixed Reel

Versatile line for high-pressure hose. Numerous mounting options. High-pressure reels carry a 2-year warranty and are rated at 5000 psi and 325°F.



Part No.	Description
8.750-440.0	100' x 3/8" Fixed Reel Flat/Wall
8.750-441.0	200' x 3/8" Fixed Reel Flat/Wall
8.750-442.0	100' x 3/8" Fixed Reel 45°
8.750-443.0	200' x 3/8" Fixed Reel 45°
8.750-444.0	200' x 3/8" Fixed Reel 90°/Vert
8.750-445.0	200' x 3/8" Fixed Reel 90°/Vert

NOTE: Hose not included

Pivot Mounting Brackets



- Works with pivot reels above
- Universal bracket mounts to any round pipe, square tube, or angel iron up to 1-1/2" in size

Part No.	Description
8.750-450.0	Universal Bracket mount

COUPLERS, FITTINGS & FILTERS

Quick Couplers

Legacy



- Precision brass design
- Stainless steel band for increased durability (*except 1/2 inch*)
- Unrestricted free flow
- 4000 PSI max

Brass Couplers, designed for 4,000 PSI and extended durability. Affordable and rugged all in one.

Part No.	Old No.	Description	Case Lot Part No.
9.802-164.0	2-2000	1/4" FPT	8.916-538.0 Case of 200 Couplers
9.802-166.0	2-2002	3/8" FPT	8.916-537.0 Case of 200 Couplers
8.707-166.0	2-20180	1/2" FPT	
9.802-165.0	2-2001	1/4" MPT	8.916-542.0 Case of 200 Couplers
9.802-169.0	2-2003	3/8" MPT	8.916-541.0 Case of 200 Couplers
8.707-167.0	2-20181	1/2" MPT	



- Zinc plated
- Hardened steel
- 4000 PSI max

Steel Nipples, hardened steel combined with zinc yellow chromate plating holds up to the harshest environments.

Part No.	Old No.	Description	Case Lot Part No.
8.707-136.0	2-2004	1/4" FPT	8.916-361.0 Case of 200 Nipples
8.707-137.0	2-20040	1/4" x 1/8" FPT	
9.802-170.0	2-2006	3/8" FPT	8.916-536.0 Case of 200 Nipples
8.707-165.0	2-2018	1/2" FPT	
8.707-139.0	2-2005	1/4" MPT	8.916-540.0 Case of 200 Nipples
9.802-171.0	2-2007	3/8" MPT	8.916-539.0 Case of 200 Nipples
8.707-164.0	2-2017	1/2" MPT	

Stainless Steel Quick Couplers

Legacy



- Chemical resistant
- 303 stainless steel
- 5500 PSI



Part No. MPT	Old No.	Part No. FPT	Old No.	Description
8.707-110.0	2-2001SS	8.707-103.0	2-2000SS	1/4" Stainless Steel Couplers
8.707-135.0	2-2003SS	8.707-125.0	2-2002SS	3/8" Stainless Steel Couplers
8.707-140.0	2-20051	8.707-138.0	2-20041	1/4" Stainless Steel Nipples
8.707-152.0	2-20071	8.707-144.0	2-20061	3/8" Stainless Steel Nipples

O-Rings

O-Rings for AP, Hansen, Foster, Parker, and other quick-coupler brands. Buna to 210°F, EPDM to 280°F and Viton to 300°F and aggressive chemicals.



QC EPDM

Part No.	Old No.	QC Size
8.900-026.0	075033	1/8"
9.802-098.0	075035	1/4"
8.900-029.0	075037	3/8"

QC Buna

Part No.	Old No.	QC Size
8.900-027.0	075034	1/4"
8.702-017.0	075036	3/8"
8.900-030.0	075038	1/2"

QC Viton

Part No.	Old No.	QC Size
8.702-084.0	075042	1/4"
8.702-088.0	075041	3/8"
8.900-032.0	075040	1/2"

Hansen Quick Connective Couplers



Built by the company that invented Quick Connective Couplers in 1915. Designed and built to perform even in the toughest pressure washing applications.



- Precision performance
- Unrestricted bore for free flow
- Resists plug deformation when pressure spikes occur and withstands pump pulse


Pressure Rating Service

Series	W/Steel Plug PSI	W/Brass Plug PSI	W/Stainless Steel PSI
1/8"	2,600	2,500	4,200
1/4"	5,500	5,200	6,700
3/8"	3,500	2,700	5,500
1/2"	2,700	2,200	3,000
3/4"	1,700	1,700	1,700

Part No.	Old No.	Description
8.709-436.0	331010	1/8" MPT Brass Coupler Socket
8.709-437.0	331011	1/8" FPT Brass Coupler Socket
8.709-440.0	331015	1/4" MPT Brass Coupler Socket
8.709-442.0	331016	1/4" FPT Brass Coupler Socket
8.709-447.0	331020	3/8" MPT Brass Coupler Socket
8.709-449.0	331021	3/8" FPT Brass Coupler Socket
8.709-453.0	331025	1/2" MPT Brass Coupler Socket
8.709-454.0	331026	1/2" FPT Brass Coupler Socket
8.709-463.0	331045	3/4" MPT Brass Coupler Socket
8.709-462.0	331044	3/4" FPT Brass Coupler Socket
8.709-438.0	331012	1/8" SS MPT Coupler Socket
8.709-444.0	331017	1/4" SS FPT Coupler Socket
8.709-564.0	331413	3/8" SS FPT Coupler Socket
8.709-457.0	331031	1/2" SS FPT Coupler Socket
8.709-478.0	331110	1/8" MPT Plugs, Steel, Zinc-plated
8.709-479.0	331111	1/8" FPT Plugs, Steel, Zinc-plated
8.709-483.0	331115	1/4" MPT Plugs, Steel, Zinc-plated
8.709-484.0	331116	1/4" FPT Plugs, Steel, Zinc-plated
8.709-490.0	331120	3/8" MPT Plugs, Steel, Zinc-plated
8.709-492.0	331121	3/8" FPT Plugs, Steel, Zinc-plated
8.709-499.0	331125	1/2" MPT Plugs, Steel, Zinc-plated
8.709-500.0	331126	1/2" FPT Plugs, Steel, Zinc-plated
8.709-502.0	331127	3/4" MPT Plugs, Steel, Zinc-plated
8.709-509.0	331144	3/4" FPT Plugs, Steel, Zinc-plated
8.709-486.0	331117	1/4" MPT Plugs, Hardened SS
8.709-488.0	331118	1/4" FPT Plugs, Hardened SS
8.709-494.0	331122	3/8" MPT Plugs, Hardened SS
8.709-496.0	331123	3/8" FPT Plugs, Hardened SS
8.709-480.0	331112	1/2" MPT Plugs, Hardened SS
8.709-481.0	331113	1/2" FPT Plugs, Hardened SS

11,000 PSI Quick Couplers

SnapTite Quick Sockets and Plugs are precision built for extreme high pressure.



- 11,000 PSI max
- -40°F to 250°F
- Zinc Chromate

Part No.	Old No.	Description
8.707-115.0	2-20023	1/4" FPT Socket
8.707-116.0	2-200231	1/4" MPT Socket
9.802-167.0	2-20021	3/8" FPT Socket
8.707-117.0	2-20024	1/4" FPT Plug
8.707-121.0	2-20028	1/4" MPT Plug
9.802-168.0	2-20022	3/8" FPT Plug
8.707-120.0	2-20027	3/8" MPT Plug
Replacement O-rings		
9.804-043.0	2-0132	1/4"
8.706-712.0	2-01321	3/8"

Two-Gun Tee Coupler



Two-Gun Tee Coupler makes switching from one gun to two a snap. 3/8" quick coupler fittings good up to 4000 PSI.



- For use with dual gun systems
- Couples onto outlet nipple
- 3/8" couplers

Part No.	Old No.	Description
8.902-421.0	2-2014	Two Gun Splitter

COUPLERS, FITTINGS & FILTERS

Twist Seal Couplers

Allows U.S. Standard Hose to Connect to European (22mm) Fittings.

- Internal O-ring seal
- Machined brass body
- High-impact plastic knob
- 7.8 GPM max flow
- 3600 PSI max pressure
- 302°F max temperature



Part No.	Old No.	Description
8.709-522.0	331205	1/4" FPT
8.709-530.0	331207	3/8" FPT
9.802-173.0	331204	1/4" MPT
8.709-526.0	331206	3/8" MPT

Plugs are made of heavy-duty machined brass for a safe and leak free connection.



Part No.	Old No.	Description
8.709-540.0	331305	1/4" FPT
8.709-546.0	331307	3/8" FPT
8.709-536.0	331304	1/4" MPT
8.707-185.0	331306	3/8" MPT

O-rings, viton

Part No.	Old No.	Description
8.704-036.0	109286	O-rings (Viton)

Double Quality Twist Seal Couplers



Couples U.S. Standard Pipe Threads to 22mm European Fittings Found on Imported Pressure Washers.

- Internal O-ring with back ring seal assures no-leak operation
- Oversized high-impact plastic knob
- Machined brass body
- 7.8 GPM max flow
- 4000 max pressure
- 302°F max temperature
- 3.9 to 4.2 oz weight



Sockets

Part No.	Old No.	Description
8.709-524.0	331205PA	1/4" FPT
8.709-531.0	331207PA	3/8" FPT
8.709-534.0	331209PA	1/2" FPT
8.709-521.0	331204PA	1/4" MPT
8.709-528.0	331206PA	3/8" MPT
8.709-533.0	331208PA	1/2" MPT



Plugs

Part No.	Old No.	Description
8.709-542.0	331305PA	1/4" FPT
8.709-548.0	331307PA	3/8" FPT
8.709-553.0	331309PA	1/2" FPT
8.709-539.0	331304PA	1/4" MPT
8.709-545.0	331306PA	3/8" MPT
8.709-551.0	331308PA	1/2" MPT



O-rings

Part No.	Old No.	Description
8.704-036.0	109286	O-rings (Viton)
8.704-037.0	109287	Back Ring

Double Shut-Off Couplers & Plugs



- Quick disconnect without drips and leaks
- Indispensable for in-plant multiple station systems
- Machined construction brass, zinc plated steel or stainless steel

Part No.	Old No.	Description	PSI
8.709-556.0	331401	1/8" FPT Socket (Brass)	3000
8.709-557.0	331405	1/4" FPT Socket (Brass)	2700
8.709-558.0	331406	3/8" FPT Socket (Stl Zinc)	3700
8.709-559.0	331407	3/8" FPT Socket (Brass)	2200
8.709-560.0	331408	1/2" FPT Socket (Brass)	2250
8.709-561.0	331409	1/2" FPT Socket (SS)	4250
8.709-562.0	331410	3/4" FPT Socket (Brass)	2000
8.709-580.0	331501	1/8" FPT Plugs (Brass)	3000
8.709-581.0	331505	1/4" FPT Plugs (Brass)	2700
8.709-583.0	331507	3/8" FPT Plugs (Brass)	2200
8.709-584.0	331508	1/2" FPT Plugs (Brass)	2250



- Nitrile up to 210°F
- Use Viton for 230°F and above

Replacement O-rings

Part No.	Old No.	Description
8.701-994.0	ORN013	O-ring 1/8" Nitrile
8.702-015.0	ORN110	O-ring 1/4" Nitrile
8.702-017.0	ORN112	O-ring 3/8" Nitrile
8.702-021.0	ORN114	O-ring 1/2" Nitrile
8.702-084.0	ORV110	O-ring 1/4" Viton
8.702-088.0	ORV112	O-ring 3/8" Viton
8.702-090.0	ORV114	O-ring 1/2" Viton
8.702-023.0	ORN115	O-ring 3/32" Nitrile (for kit 1)

Copper Tubing Connectors

LANDA®



2-1118

2-1116

Part No.	Old No.	Description	PSI
9.803-563.0	2-1117	1/4" Tube x 1/8" MPT	Brass
9.802-159.0	2-1118	1/4" Tube x 1/4" MPT	Brass
8.707-029.0	2-1116	1/4" Tube x 1/8" MPT, 90° Elbow	Brass

See page 143 for Landa Fuel Dip Tube Assemblies

90° Swivels



Excellent for Carwash Booms and Hose Reels. Remarkable value, comparable to best swivels made.

- Forged Brass Body
- 4000 PSI
- 225°F
- Nitrile O-Ring

Part No.	Old No.	Description
8.712-460.0	421043	3/8" M x 3/8" F
8.712-461.0	421044	3/8" F x 3/8" F
8.712-462.0	421045	1/2" M x 1/2" F
8.712-463.0	421046	1/2" F x 1/2" F
8.712-464.0	421047	1/2" M x 3/8" F
8.712-469.0	421063	3/8" F x 3/4" M w/ 3/8" inside thread
8.900-855.0	110025	Repair Kit

Swivels - Right Angle



- 360° swivel rotation
- 3000 PSI max pressure - Brass
- 5000 PSI max pressure - SS

Part No.	Old No.	Description
8.712-448.0	421018	Swivel - Stainless Steel 3/8"
8.712-450.0	421020	Swivel - Brass 3/8"
8.712-449.0	421019	Swivel - Brass 1/2"
8.700-287.0	075143	Repair Kit - 3/8" for 421018 & 421020
8.700-285.0	075128	Repair Kit - 1/2" for 421019

Stainless Steel High Pressure & Economy Brass Swivels



- 10.5 GPM max flow (SS)
- 7.8 GPM max flow (brass)
- 320°F max temp (SS)
- 195°F max temp (brass)
- Highly resistant to harsh chemicals
- "Live" swivel at full pressure
- 6 oz weight

Part No.	Old No.	Description	PSI
8.712-456.0	421030	Swivel, SS - 1/4" M x F	5600
8.712-455.0	421025	Swivel, SS - 3/8" M x F	5600
8.712-443.0	421009	Swivel, Brass - 3/8" M x F	3600
8.704-096.0	109542	Repair Kit for 8.712-456.0 & 8.712-455.0	

Gun Swivel



Made of corrosion-resistant material and stainless steel self-lubricated bearings the new gun swivel offers highest quality Swiss made craftsmanship.



- 4000 PSI
- 250°F temperature
- 30 RPM

Part No.	Old No.	Description
8.712-467.0	421057	Gun Swivel DGV - 1/4" NPTF
8.712-466.0	421056	Gun Swivel DVG - 3/8" NPTF

Swivels



- Swivels even at 3000 PSI
- Brass housing
- Stainless steel flow-through bolt
- Close tolerance fit assures leakproof seal
- Teflon® ring provides free swivel

Part No.	Old No.	Description
8.904-551.0	421010A	3/8" MPT x FPT*
8.904-552.0	421012A	3/8" FPT x FPT*
8.904-553.0	421014	3/8" MPT x FPT, Brass
8.904-554.0	421015	3/8" FPT x FPT, Brass
8.900-764.0	109198	Seal Kit
8.900-765.0	109199	Rebuild Kit

*Long body style

Stainless Steel Swivels



- Swivels even at 4000 PSI
- 200°F max temperature
- All stainless construction
- Teflon® swivel ring
- Rebuildable
- 3/8" in and out

Part No.	Old No.	Description
8.712-446.0	421016	3/8" MPT x FPT
8.712-447.0	421017	3/8" FPT x FPT
8.900-764.0	109198	Seal Kit
8.900-765.0	109199	Rebuild Kit

Swivels - Ball Bearing



Swivels freely even at maximum pressure level noted below.



- MPT x FPT all sizes
- Brass and Stainless Steel materials

Part No.	Old No.	Description	PSI
8.712-438.0	421004	1/4"	2000
8.712-439.0	421005	1/4"	3500
8.712-440.0	421006	3/8"	2000
8.712-441.0	421007	3/8"	3500
8.712-479.0	421080	1/4" 90°	3500
8.700-263.0	075060	Repair Kit	

Swivels - Stainless Steel Ball Bearing



- Hardened stainless steel body
- Nitrile Buna seals
- 3500 PSI max pressure
- 180°F max temperature
- M x F NPT thread
- Ball-bearing design ensures free swivel action under pressure
- Suitable for extended wear application

Part No.	Old No.	Description
8.712-457.0	421034	1/4", 6.8 GPM
8.700-460.0	076102	Repair Kit for 421034
8.712-458.0	421036	3/8", 10.6 GPM
8.700-459.0	076101	Repair Kit for 421036
8.712-459.0	421038	1/2", 27.0 GPM
8.700-461.0	076103	Repair Kit for 421038

COUPLERS, FITTINGS & FILTERS

Adapters - Brass



Part No.	Old No.	FPT x MPT
8.705-186.0	140651	1/8" x 1/8"
9.803-054.0	140652	1/4" x 1/8"
8.705-188.0	140653	1/4" x 1/4"
8.705-185.0	140650	3/8" x 1/8"
9.804-007.0	140654	3/8" x 1/4"
8.705-190.0	140655	3/8" x 3/8"
8.705-192.0	140657	1/2" x 1/4"
8.705-191.0	140656	1/2" x 3/8"
9.802-148.0	140658	1/2" x 1/2"
8.705-194.0	140660	3/4" x 1/2"
8.705-195.0	140662	3/4" x 3/4"

Bushings - Brass



Part No.	Old No.	MPT X FPT
9.803-564.0	140402	1/4" x 1/8"
8.705-129.0	140404	3/8" x 1/4"
9.802-135.0	140406	1/2" x 1/4"
8.705-132.0	140407	1/2" x 3/8"
8.705-133.0	140410	3/4" x 3/8"
9.802-136.0	140411	3/4" x 1/2"

Hex Couplings - Brass



Part No.	Old No.	FPT
8.705-150.0	140452	1/8"
8.705-151.0	140454	1/4"
8.705-152.0	140456	3/8"
8.705-153.0	140458	1/2"
8.705-154.0	140462	3/4"

Reducing Hex Couplings - Brass



Part No.	Old No.	Description
8.705-155.0	140502	1/4" x 1/8" F
8.705-156.0	140504	3/8" x 1/4" F
8.705-157.0	140505	1/2" x 1/4" F
8.705-158.0	140506	1/2" x 3/8" F
8.705-159.0	140508	3/4" x 1/2" F

Hex Double Nipples - Brass



Part No.	Old No.	Description
8.705-224.0	140752	1/8" x 1/8" M
9.802-108.0	140754	1/4" x 1/4" M
8.705-228.0	140756	3/8" x 3/8" M
9.803-989.0	140758	1/2" x 1/2" M
8.705-233.0	140762	3/4" x 3/4" M
8.705-234.0	140764	1" x 1" M

Push-On - Brass Swivel



9.802-151.0

Part No.	Description
9.802-153.0	1/4" Barb x 1/4" JIC Fem
9.802-151.0	1/2" Barb x 1/2" JIC Fem
9.802-152.0	3/4" Barb x 3/4" JIC Fem

Hex Reducing Nipples - Brass



Part No.	Description	Part No.	Description
8.705-225.0	1/4"x1/8"M	8.705-229.0	1/2"x1/4"M
8.705-223.0	3/8"x1/8"M	9.803-276.0	1/2"x3/8"M
8.705-227.0	3/8"x1/4"M	9.803-556.0	3/4"x1/2"M

Nipples - Brass



Close Nipple



Part No.	Old No.	Description
8.705-201.0	2-1000	1/8" Close
8.705-204.0	2-1002	1/4" Close
8.705-211.0	2-1004	3/8" Close
9.802-109.0	2-1006	1/2" Close
8.705-220.0	2-1008	3/4" Close
8.705-202.0	140703	1/8" x 1-1/2"
8.705-203.0	140705	1/8" x 2-1/2"
8.705-205.0	140711	1/4" x 1-1/2"
8.705-206.0	140712	1/4" x 2"
8.705-207.0	2-1010	1/4" x 2-1/2"
8.705-212.0	140721	3/8" x 1-1/2"
8.705-213.0	140723	3/8" x 2-1/2"
8.705-214.0	2-10051	3/8" x 3"
8.705-217.0	140731	1/2" x 1-1/2"
8.705-218.0	140733	1/2" x 3"
8.705-221.0	140742	3/4" x 2"
8.705-222.0	140744	3/4" x 3"

90° Elbows - Brass



Part No.	Old No.	Description
8.705-160.0	140552	1/8" FPT
8.705-161.0	2-1018	1/4" FPT
9.802-113.0	2-1019	3/8" FPT
9.803-265.0	2-1020	1/2" FPT
8.705-164.0	2-1021	3/4" FPT

8.705-169.0	140584	1/4" x 1/4" MPT
8.705-171.0	140586	3/8" x 3/8" MPT
8.705-173.0	140588	1/2" x 1/2" MPT

9.802-129.0	2-1060	1/2" JIC x 3/8" MPT
9.802-031.0	2-1062	1/2" JIC x 1/2" MPT

Reducing Elbows		
8.705-165.0	2-10410	1/4" Fx1/8" F
8.705-166.0	140577	3/8" Fx1/4" F

8.705-168.0	140583	1/4"x1/8" MPT
8.705-167.0	140582	3/8"x1/8" MPT
8.705-170.0	140585	3/8"x1/4" MPT
8.705-172.0	140587	1/2"x3/8" MPT

JIC x Pipe Nipples



Part No.	Size
8.706-265.0	1/2" JIC x 1/4" FPT
9.802-037.0	1/2" JIC x 3/8" FPT
9.802-036.0	1/2" JIC x 3/8" MPT
9.802-038.0	1/2" JIC x 1/2" MPT

Street Elbows - Brass



Part No.	Description - 90°	Part No.	Description - 45°
8.705-174.0	1/8" M x F	8.705-180.0	1/8" M x F
9.803-839.0	1/4" M x F	8.705-181.0	1/4" M x F
9.802-114.0	3/8" M x F	8.705-182.0	3/8" M x F
9.802-115.0	1/2" M x F	8.705-183.0	1/2" M x F
9.803-555.0	3/4" M x F	8.705-184.0	3/4" M x F

Extruded or Forged Tees - Brass



Part No.	Description	Part No.	Description
8.705-246.0	1/8" F	9.802-117.0	1/2" F
8.705-247.0	1/4" F	8.705-251.0	3/4" F
8.705-248.0	3/8" F		

Male Branch Tees - Brass



Part No.	Description	Part No.	Description
9.802-120.0	1/4"	8.705-255.0	1/2"
8.705-254.0	3/8"		

Street Tees - Brass



Part No.	Description	Part No.	Description
9.802-121.0	1/4"	9.802-122.0	1/2"
8.705-257.0	3/8"	8.705-259.0	3/4"

Female Crosses - Brass Extruded



Part No.	Description	Part No.	Description
8.705-196.0	1/4"	8.705-198.0	1/2"
8.705-197.0	3/8"	8.705-199.0	3/4"

Check Hose Barbs



- 1/4" MPT X 1/4" barb
- Brass body
- Buna or Viton check ball

Part No.	Old No.	Description
8.904-389.0	385128	Check Hose Barb - Viton
8.904-390.0	385129	Check Hose Barb - Buna

JIC Nipples - Brass



9.802-128.0



8.706-894.0

Part No.	Description
8.706-872.0	1/2" JIC x 1/4" MPT
9.802-127.0	1/2" JIC x 3/8" MPT
9.802-128.0	1/2" JIC x 1/2" MPT
8.706-877.0	1/2" JIC x 3/4" MPT
8.706-894.0	1/2" JIC x 1/2" FPT
8.706-895.0	1/2" JIC x 3/8" FPT
8.706-896.0	1/2" JIC x 1/4" FPT
8.706-897.0	1/2" JIC x 3/4" FPT
8.706-899.0	3/4" JIC x 3/4" Pipe MPT
8.706-971.0	1/2" JIC x 3/4" GHF

Hose Barbs - Brass



90° Barb x MPT



Barb x MPT

Part No.	Old No.	Barb x MPT - 90°
9.802-142.0	140369	1/4" x 1/8"
9.802-143.0	140370	1/4" x 1/4"
8.705-118.0	140371	3/8" x 1/4"
8.705-119.0	140372	3/8" x 3/8"
8.705-120.0	140374	3/8" x 1/2"
8.705-121.0	140375	1/2" x 1/4"
8.705-122.0	140376	1/2" x 3/8"
8.705-123.0	140377	1/2" x 1/2"
8.705-125.0	140379	5/8" x 3/8"
8.705-126.0	140384	5/8" x 1/2"
Barb x MPT		
8.705-097.0	140350	1/8" X 1/4"
9.802-137.0	140352	1/4" X 1/8"
9.802-138.0	140354	1/4" x 1/4"
8.705-102.0	140355	1/4" x 3/8"
8.705-108.0	140361	1/4" x 1/2"
8.705-098.0	140351	3/8" x 1/8"
8.705-104.0	140357	3/8" x 1/4"
8.705-105.0	140358	3/8" x 3/8"
8.705-103.0	140356	3/8" x 1/2"
8.705-100.0	140353	3/8" x 3/4"
8.705-110.0	140363	1/2" x 1/4"
8.705-106.0	140359	1/2" x 3/8"
8.705-109.0	140362	1/2" x 1/2"
8.705-111.0	140364	1/2" x 3/4"
8.705-107.0	140360	5/8" x 3/8"
9.802-140.0	140365	5/8" x 1/2"
8.705-113.0	140366	5/8" x 3/4"
8.705-114.0	140367	3/4" x 1/2"
8.705-115.0	140368	3/4" x 3/4"

Push-N-Lock Barbs



- Normally requires no clamps

Part No.	Old No.	Barb x MPT
8.705-069.0	140252	1/4" x 1/8"
8.705-070.0	140254	1/4" x 1/4"
8.705-071.0	140255	1/4" x 3/8"
8.705-072.0	140256	3/8" x 1/8"
8.705-073.0	140257	3/8" x 1/4"
8.705-074.0	140258	3/8" x 3/8"
8.705-075.0	140259	3/8" x 1/2"
8.705-076.0	140260	3/8" x 3/4"
8.705-077.0	140261	1/2" x 1/4"
9.802-156.0	140262	1/2" x 3/8"
8.705-079.0	140263	1/2" x 1/2"
8.705-080.0	140264	1/2" x 3/4"
8.705-081.0	140265	5/8" x 3/8"
8.705-082.0	140266	5/8" x 1/2"
8.705-083.0	140267	5/8" x 3/4"
8.705-084.0	140268	3/4" x 1/2"
8.705-085.0	140269	3/4" x 3/4"
Barb x Barb		
8.705-064.0	140200	1/4" x 1/4"
8.705-065.0	140204	3/8" x 3/8"
8.705-066.0	140208	1/2" x 1/2"
8.705-067.0	140210	5/8" x 5/8"
8.705-068.0	140212	3/4" x 3/4"



Barb x Barb

COUPLERS, FITTINGS & FILTERS

Swivel Hose Barbs - Low Pressure



- 300 PSI max pressure
- 210°F max temperature
- Brass MPT base with steel hose barb
- Swivel easily at low pressure to eliminate twists and tangles in chemical or water lines

Part No.	Old No.	Description
8.705-050.0	140079	1/4" x 1/4"
8.705-052.0	140081	3/8" x 3/8"
8.705-053.0	140083	1/2" x 1/2"

Orificed Hose Barb



- Inexpensive way to create suction on inlet side of pump
- Used in-line from float tank to pump
- One-piece machined brass
- 3/8" MPT x 5/8" barb
- Standard orifice 5/32" – Drill up to 3/8" to fit your need

Part No.	Old No.	Description
8.705-093.0	140320	Orificed Hose barb

Drain Cocks



Part No.	Old No.	Description
8.705-060.0	140125	1/4" Fuel Drain w/Tee Handle
8.705-061.0	140127	1/4" Fuel Drain w/Barb & Tee Handle

Hex Head Plugs



Part No.	Old No.	Description
8.705-236.0	140802	1/8"
8.705-238.0	140804	1/4"
8.705-240.0	140806	3/8"
9.803-673.0	140808	1/2"
8.705-244.0	140810	3/4"

Hex Socket Head Plugs



Part No.	Old No.	Description
9.803-051.0	140802A	1/8"
9.802-124.0	140804A	1/4"
8.705-241.0	140806A	3/8"
8.705-243.0	140808A	1/2"

Pipe Thread Hex Nuts



Part No.	Old No.	Description
8.705-041.0	140062	1/8"
8.705-042.0	140064	1/4"
8.705-043.0	140065	3/8"
8.705-044.0	140067	1/2"
8.705-045.0	140070	3/4"

Garden Hose Fittings

- MGH = Male Garden Hose
- FG = Female Garden Hose
- Heavy-duty Machined Brass Fittings



140056



140054



331040



140015



140038



140303

Part No.	Old No.	Description
----------	---------	-------------

Swivel Fittings - 3/4" FGH

8.705-032.0	140050	1/4" MPT
8.901-292.0	140056	3/8" MPT
8.901-291.0	140051	1/2" MPT
8.705-033.0	140052	1/2" FPT (S-1)
8.705-034.0	140054	3/4" FPT (S-2)
8.705-035.0	140055	3/4" FGH (S-3)
8.705-008.0	140002	1/2" BARB
8.705-009.0	140004	5/8" BARB
8.705-010.0	140006	3/4" BARB

Garden Hose Quick Couplers

8.709-460.0	331040	Female Hose Coupler
8.709-508.0	331140	Male Hose Plug

Garden Hose Accessories

8.705-016.0	140020	Garden Hose Washer
9.804-016.0	140015	Filter Screen Washer (30 mesh)

Solid Fittings

8.705-024.0	140036	3/4" MGH x 3/8" MPT
9.802-145.0	140038	3/4" MGH x 1/2" MPT
8.705-026.0	140040	3/4" MGH x 3/4" MPT
8.705-019.0	140028	3/4" FGH x 1/2" FPT
8.705-020.0	140030	3/4" FGH x 3/4" FPT
8.705-022.0	140032	3/4" FGH x 1/2" MPT
8.705-023.0	140034	3/4" FGH x 3/4" MPT
8.705-018.0	140026	3/4"FGHx3/4"FGH(SS)

Hose Barb Fittings

8.705-086.0	140301	3/8" Barb x 3/4" MGH
8.705-087.0	140303	1/2" Barb x 3/4" MGH
8.705-088.0	140305	5/8" Barb x 3/4" MGH
8.705-089.0	140307	3/4" Barb x 3/4" MGH
8.705-091.0	140317	3/8" Barb x 3/4" FGH
8.705-092.0	140319	1/2" Barb x 3/4" FGH
8.705-094.0	140321	5/8" Barb x 3/4" FGH
8.705-095.0	140323	3/4" Barb x 3/4" FGH

Hose Clamps

Warning: Low pressure use only! Not for use on pressure washer discharge hose.



- Stainless steel band & housing
- Worm gear tensions



- Nylon "Speedi-Clamp" tightens with a snap
- Releases with a twist

Part No.	Old No.	Band	OD	Min - Max
----------	---------	------	----	-----------

9.802-200.0	358010	4mm	5/16"	.25 - .63
8.710-456.0	358012	5mm	5/16"	.38 - .88
8.710-457.0	358013	10mm	5/16"	.50 - 1.06
8.710-458.0	358015	H8	1/2"	.44 - .91
8.710-459.0	358018	H10	1/2"	.56 - 1.06
8.710-460.0	358019	H12	1/2"	.69 - 1.25
8.710-461.0	358020	H16	1/2"	.75 - 1.50
8.710-463.0	358022	H24	1/2"	1.06 - 2.00
8.710-464.0	358024	H32	1/2"	1.56 - 2.50

8.904-167.0	358001X	1/4" ID Speedi-Clamp*
8.904-168.0	358004X	3/8" ID Speedi-Clamp*
8.904-169.0	358006X	1/2" ID Speedi-Clamp*

*50 Pack

Zinc Plated Heavy Wall Steel Pipe Fittings

- Up to 6000 PSI working pressure (18000 PSI burst)
- Attractive zinc-plated protective coating
- US standard taper pipe threads

Adapters - Steel



Part No.	Old No.	MPT x FPT	Working Pressure
8.705-356.0	142404	1/4"x1/4"	6000
8.705-357.0	142405	1/4"x3/8"	6000
9.804-553.0	142406	3/8"x3/8"	6000
8.705-359.0	142407	3/8"x1/2"	5000
8.705-360.0	142408	1/2"x1/2"	5000
8.705-361.0	142409	1/2"x3/4"	4000
8.705-362.0	142412	3/4"x3/4"	4000

Hex Coupling - Steel



Part No.	Old No.	FPT x FPT	Working Pressure
8.705-364.0	142415	1/4" x 1/4"	6000
8.705-366.0	142417	3/8" x 3/8"	6000
8.705-369.0	142420	1/2" x 1/2"	5000
8.705-371.0	142422	3/4" x 3/4"	5000
Reducing Couplings			
8.705-365.0	142416	3/8" x 1/4"	6000
8.705-367.0	142418	1/2" x 3/8"	5000
8.705-368.0	142419	1/2" x 1/4"	5000
8.705-370.0	142421	3/4" x 1/2"	4000

Hex Nipple - Steel



Part No.	Old No.	MPT x MPT	Working Pressure
9.802-010.0	142425	1/4" x 1/4"	6000
9.802-011.0	142427	3/8" x 3/8"	6000
9.802-012.0	142430	1/2" x 1/2"	6000
8.705-380.0	142434	3/4" x 3/4"	6000
Reducing Nipples			
9.802-022.0	142426	3/8" x 1/4"	6000
8.705-375.0	142428	1/2" x 1/4"	6000
8.705-376.0	142429	1/2" x 3/8"	6000
8.705-379.0	142431	3/4" x 1/2"	6000

Street Elbow - Steel



Part No.	Old No.	MPT x FPT	Working Pressure
9.802-029.0	142438	1/4" x 1/4"	5000
9.804-080.0	142439	1/4" x 3/8"	4500
9.802-030.0	142440	3/8" x 3/8"	4500
8.705-384.0	142441	3/8" x 1/2"	3000
9.803-045.0	142442	1/2" x 1/2"	3000
8.705-386.0	142443	1/2" x 3/4"	3000
8.705-387.0	142444	3/4" x 3/4"	3000

Street Tee - Steel



Part No.	Old No.	MPT x FPT x MPT	Working Pressure
8.705-428.0	142684	1/4"	5000
9.802-033.0	142685	3/8"	4500
9.802-034.0	142686	1/2"	3000
8.705-431.0	142687	3/4"	3000

Elbow - Steel



Part No.	Old No.	FPT x FPT	Working Pressure
8.705-393.0	142504	1/4" x 1/4"	5000
8.705-394.0	142505	1/4" x 3/8"	4500
9.802-023.0	142506	3/8" x 3/8"	4500
8.705-396.0	142507	3/8" x 1/2"	3000
8.705-397.0	142508	1/2" x 1/2"	3000
8.705-398.0	142509	1/2" x 3/4"	4000
8.705-399.0	142512	3/4" x 3/4"	4000

Part No.	Old No.	JIC x MPT	Working Pressure
9.802-039.0	2-0053	1/2" JIC x 3/8" MPT	5000

Tee - 3 Connects



Part No.	Old No.	FPT	Working Pressure
8.705-412.0	142654	1/4"	5000
8.705-414.0	142656	3/8"	4500
9.802-032.0	142658	1/2"	3000
8.705-417.0	142662	3/4"	3000

Cross - 4 Connects



Part No.	Old No.	FPT	Working Pressure
8.705-418.0	142664	1/4"	5000
8.705-419.0	142666	3/8"	4500
8.705-420.0	142668	1/2"	3000
8.705-421.0	142672	3/4"	3000

Reducing Bushing - Steel



Part No.	Old No.	MPT x FPT	Working Pressure
9.802-046.0	142676	3/8" x 1/4"	6000
8.705-423.0	142678	1/2" x 1/4"	6000
9.802-045.0	142680	1/2" x 3/8"	6000
8.705-426.0	142682	3/4" x 1/2"	6000

Hex Pipe Plugs - Steel



Part No.	Old No.	Description	Working Pressure
9.803-530.0	142701	1/4"	6000
8.705-433.0	142702	3/8"	6000
8.705-434.0	142703	1/2"	6000
8.705-435.0	142704	3/4"	6000

COUPLERS, FITTINGS & FILTERS

Pipe Nipple - Zinc



Part No.	Old No.	Length x MPT	Working Pressure
8.803-043.0	142800	2" x 1/4"	6000
8.705-441.0	142801	3" x 1/4"	6000
8.705-442.0	142802	4" x 1/4"	6000
8.705-443.0	142803	2" x 3/8"	6000
8.705-985.0	142804	3" x 3/8"	6000
8.705-445.0	142805	4" x 3/8"	6000
8.705-446.0	142806	2" x 1/2"	6000

Part No.	Old No.	Length x MPT	Working Pressure
8.802-014.0	142807	3" x 1/2"	6000
8.802-015.0	142808	4" x 1/2"	6000
8.705-996.0	142808T	5" x 1/2"	6000
8.705-450.0	142810	2" x 3/4"	6000
8.705-451.0	142811	3" x 3/4"	6000
8.705-452.0	142812	4" x 3/4"	6000
8.705-453.0	142813	6" x 3/4"	6000

Galvanized Pipe Fittings

- Pressed steel fittings - external galvanized for excellent chemical resistance
- Ideal for supply line (city water pressure) applications (working pressure rating 125 PSI)

NOT recommended for high pressure piping applications

Pipe Street Elbows



Part No.	Old No.	MPT x FPT
8.705-407.0	142604	1/4"
8.705-408.0	142606	3/8"
8.705-409.0	142608	1/2"
8.705-410.0	142610	3/4"

Pipe Tees



Part No.	Old No.	FPT x FPT x FPT
8.705-456.0	142854	1/4"
8.705-458.0	142856	3/8"
8.705-459.0	142858	1/2"
8.705-461.0	142868	3/4"

Merchant Coupling



Part No.	Old No.	FPT x FPT
8.705-389.0	142454	1/4"
8.705-390.0	142456	3/8"
8.705-391.0	142458	1/2"

Banded Coupling



Part No.	Old No.	FPT x FPT
8.705-436.0	142754	1/4"
8.705-437.0	142756	3/8"
8.705-438.0	142758	1/2"
8.705-439.0	142760	3/4"

90° Elbows



Part No.	Old No.	FPT x FPT
8.705-403.0	142552	1/4"
8.705-404.0	142556	3/8"
8.705-405.0	142558	1/2"
8.705-406.0	142560	3/4"

"The Big One"

Larger, heavier, and with more filtering area than competitors' filters



- Corrosion-resistant plastic
- Stepped 1/4" & 3/8" hose barb
- Weighted to hold onto bottom of tank

Part No.	Old No.	Description
8.709-938.0	340025	With Check Valve
8.709-939.0	340026	Without Check Valve

Brass Chemical Filter



50 mesh stainless steel screen. Removable mesh for easy cleaning. Heavy-duty one-piece brass body holds the filter on the bottom of tank.



- 1/4" hose barb
- Stainless steel check ball

Part No.	Old No.	Description
8.803-672.0	340010X	With Check Valve
8.709-934.0	340012X	Without Check Valve

Plastic Chemical Strainer

Polypropylene and Brass Construction



- 7mm hose barb

Part No.	Old No.	Description
8.709-935.0	340014	w/ Check Valve
8.802-160.0	340015	w/o Check Valve

Chemical Line w/ Filter



- 6 foot long, 1/4" clear vinyl tubing

Part No.	Old No.	Description
Brass Filter		
8.903-991.0	340022X	Chemical Line/ Filter w/ Check Valve
8.903-992.0	340023X	Chemical Line/ Filter w/o Check Valve
Plastic Filter		
8.903-993.0	340024X	Chemical Line/ Filter w/ Check Valve
8.903-996.0	340027X	Chemical Line/ Filter w/o Check Valve

Green-Cap Inline Filter



The Original Green-Cap!



- 6 GPM max flow
- 40 mesh stainless screen
- Diecast metal housing/ plastic cap
- 1/2" FPT inlet
- 1/2" MPT outlet
- Two 1/4" side ports
- 145 PSI max pressure

Part No.	Old No.	Description
8.709-961.0	342010	Green Cap Filter
8.701-383.0	083441	Replacement Screen
8.701-382.0	083439	Replacement Cap
8.900-123.0	083440	Replacement O-Ring

All Metal Inline Filter



- Die-cast aluminum body and cover
- Black anodized finish
- 38 mesh screen
- 170 PSI max pressure
- 195°F max temperature
- 6.6 GPM max flow
- 1/2" Female x Male

Part No.	Old No.	Description
8.709-976.0	342030	All Metal Line Filter
8.704-055.0	109343	Replacement Filter

Heavy-Duty Inline Filters



- 1/2" Female x Male
- 50 mesh screen
- 8 GPM max flow
- 145 PSI max pressure
- 140°F max temperature
- Unbreakable reinforced nylon cap

Part No.	Old No.	Description
8.709-974.0	342026	Filter
8.709-975.0	342027	With Auxiliary (bypass) Port
8.704-172.0	109941	Replacement Filter

Clear Bowl Filters



- Low profile style
- MPT inlet & outlet
- White nylon body
- Clear bowl
- Stainless steel screen
- L 3", W 1-3/4", H 2-3/8"

Part No.	Old No.	Description
8.709-962.0	342012	1/4", 40 Mesh Screen
8.709-963.0	342013	1/4", 80 Mesh Screen
8.709-964.0	342014	3/8", 40 Mesh Screen
8.709-965.0	342015	3/8", 80 Mesh Screen
8.709-966.0	342016	1/2", 40 Mesh Screen
8.709-967.0	342017	1/2", 80 Mesh Screen
8.700-563.0	078214	80 Mesh Replacement Scrm
8.700-564.0	078215	40 Mesh Replacement Scrm

Inline Can-Type Filters & Parts



- 40 or 80 mesh filtration
- Heavy-duty molded plastic with stainless steel screen
- Hanger tab standard on 3/8", 1/2" and 3/4"
- Choose black or clear filter cans

Part No.	Old No.	Description
40 Mesh Filters		
8.709-982.0	342105	Black, 3/8"
8.709-986.0	342110	Black, 1/2"
8.709-990.0	342115	Black, 3/4"
8.709-994.0	342120	Black, 1"
8.710-001.0	342150	Black, 1-1/4"
8.710-003.0	342155	Black, 1-1/2"
8.709-983.0	342106	Clear, 3/8"
8.709-987.0	342111	Clear, 1/2"
8.709-991.0	342116	Clear, 3/4"
8.709-996.0	342123	Clear, 1"
8.710-002.0	342151	Clear, 1-1/4"
8.710-004.0	342156	Clear, 1-1/2"

Part No.	Old No.	Description
80 Mesh Filters		
8.709-988.0	342112	Black, 1/2"
8.709-992.0	342117	Black, 3/4"
8.709-995.0	342122	Black, 1"
8.710-005.0	342158	Black, 1-1/4"
8.709-999.0	342147	Black, 1-1/2"
8.709-989.0	342113	Clear, 1/2"
8.709-993.0	342118	Clear, 3/4"
8.709-997.0	342125	Clear, 1"
8.710-006.0	342159	Clear, 1-1/4"
8.710-000.0	342149	Clear, 1-1/2"

Part No.	Old No.	Description
Inline Can-Type Filter Parts - 3/8", 1/2", 3/4"		
8.700-555.0	078202	Gasket
8.700-557.0	078204	Viton Gasket
8.700-559.0	078207	Bowl - Standard Black
8.700-560.0	078208	Bowl - Clear
8.700-565.0	078216	40 Mesh Screen
8.700-567.0	078220	80 Mesh Screen
8.932-949.0	078223	3/8" Top with Tab
8.700-569.0	078224	1/2" Top with Tab
8.700-570.0	078225	3/4" Top with Tab

Part No.	Old No.	Description
Inline Can-Type Filter Parts - 1", 1-1/4", 1-1/2"		
8.700-556.0	078203	Gasket
8.700-558.0	078205	Viton Gasket
8.700-566.0	078217	40 Mesh Screen 1"
8.700-575.0	078233	40 Mesh Screen 1-1/4"
8.700-576.0	078234	40 Mesh Screen 1-1/2"
8.700-568.0	078221	80 Mesh Screen 1"
8.700-577.0	078237	80 Mesh Screen 1-1/4"
8.700-578.0	078238	80 Mesh Screen 1-1/2"
8.700-571.0	078226	1" Filter Top
8.700-572.0	078227	1-1/4" Filter Top
8.700-573.0	078230	Bowl Black - 1", 1-1/4", 1-1/2"
8.700-574.0	078231	Bowl Clear - 1", 1-1/4", 1-1/2"

COUPLERS, FITTINGS & FILTERS

Inline ClearView Filter



- 8.710-145.0
- 8.710-146.0
- 8.710-147.0
- Stainless steel screen
- Combination 1/2" / 3/4" hose barb
- Weighted to hold at bottom of tank or source



Part No.	Old No.	Description
8.710-145.0	347091	3/8" NPT x 3/4" GH
8.710-147.0	347093	3/8" NPT x 3/4" GH w/ 1/4" Bypass
8.710-144.0	347090	1/2" NPT x 3/4" GH
8.710-146.0	347092	1/2" NPT x 3/4" GH w/ 1/4" Bypass

Y-Trap Strainer



- Brass bodies & cap
- FPT inlet & outlet
- Stainless steel 50 mesh cylinder screen
- 170 PSI max pressure
- 194°F max temperature



Part No.	Old No.	FPT
8.709-956.0	342004	1/4"
8.709-957.0	342006	3/8"
8.709-958.0	342007	1/2"
8.709-959.0	342008	3/4"
8.709-960.0	342009	1"

Check / Foot Valve

Includes backflow check and perforated screen, prevents damage to pump or control valves.



- Removable stainless steel screen
- Spring-loaded check valve
- Cast brass bodies
- FPT outlet

Part No.	Old No.	Description
8.709-388.0	310882	1/2" Foot Valve/ Check & Screen
8.709-389.0	310883	3/4" Brass Spring Check Valve
8.709-390.0	310884	1" Brass Spring Check Valve
8.709-391.0	310886	1-1/2" Brass Spring Check Valve
8.709-392.0	310888	2" Brass Spring Check Valve

ST35 / 35R Suction Foot Valve



- Stainless steel screen
- Combination 1/2" / 3/4" hose barb
- Weighted to hold at bottom of tank or source

Part No.	Old No.	Description
8.709-970.0	342021	With Check Valve
8.709-969.0	342020	Without Check Valve

Tank Screen / Strainer



- Stainless steel screen – 40 or 50 mesh
- PVC base – attaches to nipple or tubing
- Use for tank drain or chemical line

Part No.	Old No.	Mesh	FPT
8.710-008.0	342304	50	1/4"
8.710-010.0	342306	50	3/8"
8.710-011.0	342307	40	1/2"
9.802-162.0	342308	50	1/2"
8.710-013.0	342311	40	3/4"
8.710-014.0	342312	50	3/4"
8.710-015.0	342316	40	1"
8.710-016.0	342320	40	1-1/2"

Inline High Pressure Nozzle Filters

Protect your turbo nozzle from damage caused by debris in the water flow.



Part No.	Old No.	Material	Inlet	Outlet
8.709-978.0	342040	Brass	1/4" FPT	1/4" MPT
8.709-979.0	342042	Brass	1/4" QC	1/4" MPT
8.710-149.0	347097	416 SS	1/4" QC	1/4" MPT
8.710-150.0	347098	Brass	1/4" MPT	1/4" MPT
8.704-234.0	110595	Replacement filter for 342040/342042		
8.701-201.0	080115	Replacement filter for 347097/347098		

High Volume Filter & Parts

Molded Plastic Housing



- 3/4" FPT inlet & outlet
- 125 PSI max pressure
- 12 GPM max flow at 50 Micron
- 10 GPM max flow at 5 or 20 Micron
- Clear-View sump
- 14-1/2" tall x 5-1/2" port to port

Part No.	Old No.	Description
8.710-017.0	342375	Housing Only
8.905-569.0	565375X	Mounting Bracket/Hardware
8.700-581.0	078280	Replacement O-Ring

- Pleated polyester/polypropylene core
- Recommended for large flow, low pressure applications (up to 60 PSI)

Part No.	Old No.	Description
Ultra Fine Filter Elements		
8.710-019.0	342380	5 Micron, 10 GPM
8.710-020.0	342382	20 Micron, 10 GPM
8.710-021.0	342384	50 Micron, 12 GPM

- Recommended for maximum filtration with reduced flow requirements (up to 130 PSI)

Part No.	Old No.	Description
Synthetic String Wound Elements		
8.710-022.0	342387	5 Micron, 4 GPM
8.710-023.0	342389	20 Micron, 5 GPM
8.710-024.0	342391	50 Micron, 6 GPM

Fuel Filters

Inline – disposable



8.709-942.0



9.802-211.0

Part No.	Old No.	Description
9.802-211.0	341001	1/4" In/Out, Plastic
8.709-942.0	341002	1/4" In/Out, Metal
8.709-943.0	341003	3/8" In/Out, Plastic

Clear Bowl Fuel Filter



- Aluminum Housing
- Non-replaceable
- 120 Mesh SS Screen
- 1/4" x 1/4"
- Clear Acrylic Bowl

Part No.	Old No.	Description
8.709-948.0	341013	Complete Unit

Landa Fuel Filter / Water Separator

LANDA®



8.709-158.0

- Removes water from fuel
- Replace elements w/o tools
- 10 micron element
- 1/4" FPT inlet and outlet
- Filters gasoline and diesel fuel

Part No.	Old No.	Description
8.709-158.0	2-9905	Filter, Fuel/Water Separator
8.709-161.0	2-99051	Replacement Element
8.709-163.0	2-99052	Replacement Element, Fuel/Water Sep - Heavy-duty
8.709-164.0	2-99053	Kit, O-Rings & Drain Plug
8.700-554.0	2-99055	Plug, Vent, Plastic

Fuel Filter / Water Separator

RACOR

The "Max" Fuel System Protector



- 10 micron filtration
- Spin-on convenience
- Water separation chamber
- 1/4" FPT inlet/outlet
- Easy drain water/sediment bowl

Part No.	Old No.	Description
9.802-212.0	341040	Complete Unit
8.709-953.0	341042	Element
8.700-552.0	078126	Metal Head
8.700-553.0	078127	Plastic Bowl

General Fuel Filters



- Can type
- 10 GPH max flow
- 10 micron filtration
- 1/4" FPT inlet/outlet
- Inexpensive replacement
- Wool felt element
- UL & CSA listed

Part No.	Old No.	Description
8.709-949.0	341015	Filter Unit
8.709-950.0	341017	Element

Racor Filter Funnel

RACOR



- 3.9 GPM
- Teflon Coated, Stainless Steel Filter
- Separates free water and contaminants from gasoline/diesel/kerosene

Part No.	Old No.	Description
8.709-955.0	341044	Racor Filter Funnel

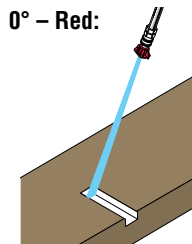
Nozzle Size Selection Chart

Determine the nozzle size by the pressure washer's GPM @ PSI (gallons per minute @ a specific pounds per square inch). If the nozzle size is too small, your equipment can be damaged. If the nozzle size is too large, cleaning ability is compromised. Nozzle fan degree does not effect nozzle size selection.

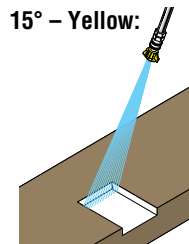
Standard Nozzle Size	Hole Size	Gallons Per Minute - GPM	Pounds Per Square Inch (PSI)																
			500	750	1000	1250	1500	1750	2000	2250	2500	2750	3000	3250	3500	3750	4000	4500	5000
2	.034"/0.86mm		0.71	0.87	1.00	1.12	1.22	1.32	1.41	1.50	1.58	1.66	1.73	1.80	1.87	1.94	2.00	2.12	2.24
2.5	.042"/1.07mm		0.88	1.08	1.25	1.40	1.53	1.65	1.77	1.88	1.98	2.07	2.17	2.25	2.34	2.42	2.50	2.65	2.80
3	.043"/1.09mm		1.06	1.30	1.50	1.68	1.84	1.98	2.12	2.25	2.37	2.49	2.60	2.70	2.81	2.90	3.00	3.18	3.35
3.5	.048"/1.22mm		1.24	1.52	1.75	1.96	2.14	2.32	2.47	2.63	2.77	2.90	3.03	3.15	3.27	3.39	3.50	3.71	3.91
4	.052"/1.32mm		1.41	1.73	2.00	2.24	2.45	2.65	2.83	3.00	3.16	3.32	3.46	3.61	3.74	3.87	4.00	4.24	4.47
4.5	.055"/1.40mm		1.59	1.95	2.25	2.52	2.76	2.98	3.18	3.38	3.56	3.73	3.90	4.06	4.21	4.36	4.50	4.77	5.03
5	.057"/1.45mm		1.77	2.17	2.50	2.80	3.06	3.31	3.54	3.75	3.95	4.15	4.33	4.51	4.68	4.84	5.00	5.30	5.59
5.5	.060"/1.52mm		1.94	2.38	2.75	3.07	3.37	3.64	3.89	4.13	4.35	4.56	4.76	4.96	5.14	5.33	5.50	5.83	6.15
6	.062"/1.57mm		2.12	2.60	3.00	3.35	3.67	3.97	4.24	4.50	4.74	4.97	5.20	5.41	5.61	5.81	6.00	6.36	6.71
6.5	.064"/1.63mm		2.30	2.81	3.25	3.63	3.98	4.30	4.60	4.88	5.14	5.39	5.63	5.86	6.08	6.29	6.50	6.89	7.27
7	.067"/1.70mm		2.47	3.03	3.50	3.91	4.29	4.63	4.95	5.25	5.53	5.80	6.06	6.31	6.55	6.78	7.00	7.42	7.83
7.5	.070"/1.78mm		2.65	3.25	3.75	4.19	4.59	4.96	5.30	5.63	5.93	6.22	6.50	6.76	7.02	7.26	7.50	7.95	8.39
8	.072"/1.83mm		2.83	3.46	4.00	4.47	4.90	5.29	5.66	6.00	6.32	6.63	6.93	7.21	7.48	7.75	8.00	8.49	8.94
8.5	.074"/1.88mm		3.01	3.68	4.25	4.75	5.21	5.62	6.01	6.38	6.72	7.05	7.36	7.66	7.95	8.23	8.50	9.02	9.50
9	.076"/1.93mm		3.18	3.90	4.50	5.03	5.51	5.95	6.36	6.75	7.12	7.46	7.79	8.11	8.42	8.71	9.00	9.55	10.06
9.5	.078"/1.98mm		3.36	4.11	4.75	5.31	5.82	6.28	6.72	7.13	7.51	7.88	8.23	8.56	8.89	9.20	9.50	10.08	10.62
10	.080"/2.03mm		3.54	4.33	5.00	5.59	6.12	6.61	7.07	7.50	7.91	8.29	8.66	9.01	9.35	9.68	10.00	10.61	11.18
11	.083"/2.11mm		3.89	4.76	5.50	6.15	6.74	7.28	7.78	8.25	8.70	9.12	9.53	9.92	10.29	10.65	11.00	11.67	12.30
12	.087"/2.21mm		4.24	5.20	6.00	6.71	7.35	7.94	8.49	9.00	9.49	9.95	10.39	10.82	11.22	11.62	12.00	12.73	13.42
12.5	.089"/2.26mm		4.42	5.41	6.25	6.99	7.65	8.27	8.84	9.38	9.88	10.36	10.83	11.27	11.69	12.10	12.50	13.26	13.98
13	.091"/2.31mm		4.60	5.63	6.50	7.27	7.96	8.60	9.19	9.75	10.28	10.78	11.26	11.72	12.16	12.59	13.00	13.79	14.53
15	.096"/2.44mm		5.30	6.50	7.50	8.39	9.19	9.92	10.61	11.25	11.86	12.44	12.99	13.52	14.03	14.52	15.00	15.91	16.77
20	.109"/2.77mm		7.07	8.66	10.00	11.18	12.25	13.23	14.14	15.00	15.81	16.58	17.32	18.03	18.71	19.36	20.00	21.21	22.36
25	.125"/3.18mm		8.84	10.83	12.50	13.98	15.31	16.54	17.68	18.75	19.76	20.73	21.65	22.53	23.39	24.21	25.00	26.52	27.95
30	.141"/3.58mm		10.61	12.99	15.00	16.77	18.37	19.84	21.21	22.50	23.72	24.87	25.98	27.04	28.06	29.05	30.00	31.82	33.54
40	.156"/3.96mm		14.14	17.32	20.00	22.36	24.49	26.46	28.28	30.00	31.62	33.17	34.64	36.06	37.42	38.73	40.00	42.43	44.72
50	.172"/4.37mm		17.68	21.65	25.00	27.95	30.62	33.07	35.36	37.50	39.53	41.46	43.30	45.07	46.77	48.41	50.00	53.03	55.90
60	.188"/4.78mm		21.21	25.98	30.00	33.54	36.74	39.69	42.43	45.00	47.43	49.75	51.96	54.08	56.12	58.09	60.00	63.64	67.08

Nozzle Fan Selection

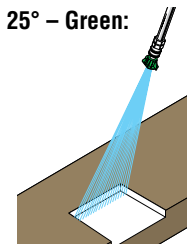
Select the nozzle degree, or spray angle, based on your application. Standard nozzle degrees – 0°, 15°, 25°, and 40°. Using the wrong nozzle degree can damage the surface you are cleaning.



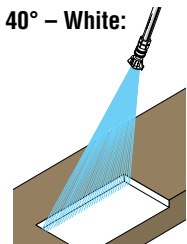
Cutting nozzle. It delivers a concentrated stream that can gouge or cut. It can cut stubborn stains from concrete and other hard surfaces.



Chiseling nozzle. Working at a 45° angle, this nozzle works like a scraper, stripping paint, grease and grime from hard surfaces.



Flushing nozzle. The most commonly used nozzle for cleaning dirt from siding, sidewalks and metal furniture as well as for wet sweeping leaves.



Wash nozzle. Its wide spray allows you to wash and rinse a large area fast. It is usually safe with most surfaces, including aluminum siding, windows and vehicles.

Legacy 4 & 5 Pack Color Coded QC Nozzle Kits



1/4" Quick Coupler Nozzle Kits

- Hardened SS one piece body for long life
- High impact, uniform, flat spray pattern
- Color coded by spray angle
- Includes 40 x 65 soap nozzle



Made in USA

4-Pack (0°, 25°, 40°, and Soap)

Part No.	Nozzle Size
8.726-117.0	3.0
9.104-028.0	3.25
8.726-119.0	3.5
8.726-120.0	4.0
8.726-121.0	4.5
8.726-122.0	5.0
8.726-123.0	5.5
8.726-124.0	6.0
8.726-125.0	6.5

5-Pack (0°, 15°, 25°, 40°, and Soap)

Part No.	Nozzle Size
9.104-024.0	3.0
9.104-016.0	3.25
8.726-128.0	3.5
9.104-030.0	4.0
8.726-130.0	4.5
8.726-131.0	5.0
8.726-132.0	5.5
8.726-133.0	6.0
8.726-134.0	6.5



Legacy Individual 1/4" QC Nozzles



“QC”, Color Coded, Hardened Stainless Nozzle, fits most 1/4" quick couplers. Rated for 4000 PSI.

Made in USA



QC Nozzles

Orifice	0° (Red) Part No	15° (Yellow) Part No	25° (Green) Part No	40° (White) Part No
3.0	8.723-576.0	8.902-482.0	8.902-484.0	8.902-485.0
3.25	8.708-538.0	8.708-539.0	8.708-540.0	8.708-541.0
3.5	8.723-577.0	8.726-104.0	8.708-526.0	8.902-487.0
3.75	8.708-527.0	8.708-528.0	8.708-529.0	8.708-530.0
4.0	8.708-531.0	8.708-532.0	8.708-533.0	8.708-534.0
4.5	8.723-578.0	8.708-535.0	8.708-536.0	8.708-537.0
5.0	8.726-105.0	8.726-106.0	8.726-107.0	8.726-108.0
5.5	8.723-579.0	8.902-492.0	8.708-542.0	8.902-493.0
6.0	8.726-109.0	8.726-110.0	8.726-111.0	8.726-112.0
6.5	8.726-113.0	8.726-114.0	8.726-115.0	8.726-116.0

QC Soap Nozzle



Part No.	Orifice	Degree
8.723-636.0	40	65°

NOZZLES

4 & 5 Pack Color Coded QC Nozzle Sets



Nozzle Sets, contain a complete set of 4 or 5 quick coupler nozzles 0°, 15°, 25°, and 40°. The 5 pack includes one 40 x 65° soap nozzle.

4-Pack

Part No.	Old No.	Nozzle Size
8.708-712.0	259700	3.5
8.708-713.0	259701	4.0
8.708-714.0	259702	4.5
8.708-715.0	259703	5.0
8.708-716.0	259704	5.5
8.708-717.0	259705	6.0
8.708-718.0	259706	6.5

5-Pack

Part No.	Old No.	Nozzle Size
9.104-014.0	259710	3.5
8.708-721.0	259711	4.0
9.104-015.0	259712	4.5
8.708-723.0	259713	5.0
8.708-724.0	259714	5.5
8.708-725.0	259715	6.0
8.708-726.0	259716	6.5

General Pump Nozzles



Q-Style Nozzle

"QC", Color Coded, Hardened Stainless Nozzle, fits most 1/4" quick couplers. Rated for 4000 PSI.

Orifice	0° Part No	0° Old No	15° Part No	15° Old No	25° Part No	25° Old No	40° Part No	40° Old No
3.0	9.802-287.0	259610	9.802-288.0	259611	9.802-289.0	259612	8.932-998.0	259613
3.5	9.802-291.0	259615	9.802-292.0	259616	9.802-293.0	259617	9.802-294.0	259618
4.0	9.802-295.0	259620	9.802-296.0	259621	9.802-297.0	259622	9.802-298.0	259623
4.5	9.803-810.0	259625	9.803-811.0	259626	9.803-812.0	259627	9.803-813.0	259628
5.0	9.802-299.0	259630	9.802-300.0	259631	9.802-301.0	259632	9.802-302.0	259633
5.5	9.802-303.0	259635	9.802-304.0	259636	9.802-305.0	259637	9.802-306.0	259638
6.0	9.802-307.0	259640	9.802-308.0	259641	9.802-309.0	259642	9.802-310.0	259643
6.5	8.708-681.0	259645	8.708-682.0	259646	8.708-683.0	259647	8.708-684.0	259648
7.0	9.803-800.0	259650	9.803-801.0	259651	9.803-802.0	259652	9.803-803.0	259653
7.5	8.708-689.0	259655	8.708-690.0	259656	8.708-691.0	259657	8.708-692.0	259658
8.0	8.708-693.0	259660	8.708-694.0	259661	8.708-695.0	259662	8.708-696.0	259663
8.5	8.708-697.0	259665	8.708-698.0	259666	8.708-699.0	259667	8.708-700.0	259668
9.0	8.708-701.0	259670	8.708-702.0	259671	8.708-703.0	259672	8.708-704.0	259673
10.0	8.708-705.0	259675	8.708-706.0	259676	8.708-707.0	259677	8.708-708.0	259678



**M-Style
1/4" Male Threads**

1/4" male pipe thread nozzles, rated up to 5000 PSI. Hardened stainless steel nozzle insert insures consistent, accurate orifice size.

Orifice	0° Part No	0° Old No	15° Part No	15° Old No	25° Part No	25° Old No	40° Part No	40° Old No
3.0	8.708-572.0	259100	8.708-573.0	259101	8.708-574.0	259102	8.708-575.0	259103
3.5	8.708-576.0	259104	8.708-577.0	259105	8.708-578.0	259106	8.708-579.0	259107
4.0	8.708-580.0	259108	8.708-581.0	259109	8.708-582.0	259110	8.708-583.0	259111
4.5	8.708-584.0	259112	8.708-585.0	259113	8.708-586.0	259114	8.708-587.0	259115
5.0	8.708-588.0	259116	8.708-589.0	259117	8.708-590.0	259118	8.708-591.0	259119
5.5	8.708-592.0	259120	8.708-593.0	259121	8.708-594.0	259122	8.708-595.0	259123
6.0	8.708-596.0	259125	8.708-597.0	259126	8.708-598.0	259127	8.708-599.0	259128
6.5	8.708-600.0	259130	8.708-601.0	259131	8.708-602.0	259132	8.708-603.0	259133
7.0	8.708-604.0	259135	8.708-605.0	259136	8.708-606.0	259137	8.708-607.0	259138
7.5	8.708-608.0	259140	8.708-609.0	259141	8.708-610.0	259142	8.708-611.0	259143
8.0	8.708-612.0	259145	8.708-613.0	259146	8.708-614.0	259147	8.708-615.0	259148
8.5	8.708-616.0	259150	8.708-617.0	259151	8.708-618.0	259152	8.708-619.0	259153
9.0	8.708-620.0	259155	8.708-621.0	259156	8.708-622.0	259157	8.708-623.0	259158
10.0	8.708-624.0	259160	8.708-625.0	259161	8.708-626.0	259162	8.708-627.0	259163



Q-Style Chemical Nozzle

Q-Style Chemical Nozzles, are brass with a large #40 orifice and 65° spray angle. Ideal for low pressure chemical applications.

Part No.	Old No.	Orifice	Degree
9.802-311.0	259690	40	65°
8.708-711.0	259695	50	15°



Nozzle Holder Grommet

Part No.	Old No.	Description
8.710-343.0	349917	Grommets - 7/16" x 15/16" x 3/8"

Spraying Systems Nozzles



1/4" Male Threads

1/4" male pipe thread meg nozzles, rated up to 4000 PSI. Hardened stainless steel nozzle insures consistent, accurate orifice size.

- Orifice recessed for protection
- 4000 PSI rated working pressure
- ± 2% flow tolerance @ 70°F
- Hard edge pattern, light center requires overlap to cover center

Orifice	0° Part No	0° Old No	15° Part No	15° Old No	25° Part No	25° Old No	40° Part No	40° Old No
2.0	8.707-637.0	251100	8.707-640.0	251105	8.707-643.0	251110	8.707-648.0	251115
2.5	8.707-646.0	251113	8.707-650.0	251116	8.707-653.0	251119	-	-
3.0	8.707-655.0	251120	8.707-657.0	251125	8.707-659.0	251130	8.707-661.0	251135
3.5	8.707-662.0	251140	8.707-664.0	251145	8.707-666.0	251150	8.707-667.0	251155
4.0	8.707-669.0	251160	8.707-671.0	251161	8.707-673.0	251165	8.707-675.0	251170
4.5	8.707-678.0	251175	8.707-679.0	251180	8.707-680.0	251185	8.707-681.0	251190
5.0	8.707-683.0	251195	8.707-686.0	251200	8.707-688.0	251205	8.707-691.0	251210
5.5	8.707-694.0	251215	8.707-695.0	251220	8.707-697.0	251225	8.707-698.0	251230
6.0	8.707-700.0	251235	8.707-702.0	251240	8.707-703.0	251245	8.707-705.0	251250
6.5	8.707-708.0	251255	8.707-710.0	251260	8.707-711.0	251265	8.707-712.0	251270
7.0	8.707-713.0	251275	8.707-715.0	251280	8.707-716.0	251285	8.707-717.0	251290
7.5	8.707-718.0	251300	8.707-719.0	251305	8.707-721.0	251310	8.707-722.0	251315
8.0	8.707-723.0	251320	8.707-726.0	251325	8.707-727.0	251330	8.707-729.0	251335
8.5	8.707-734.0	251340	8.707-735.0	251345	8.707-736.0	251350	8.707-738.0	251355
9.0	8.707-739.0	251360	8.707-741.0	251365	8.707-743.0	251370	8.707-746.0	251375
10.0	8.707-747.0	251380	8.707-751.0	251385	8.707-754.0	251390	8.707-756.0	251395
11.0	8.707-760.0	251400	8.707-761.0	251405	8.707-762.0	251410	8.707-763.0	251415
12.0	8.707-764.0	251420	8.707-766.0	251425	8.707-767.0	251430	8.707-768.0	251435
12.5	8.707-769.0	251440	8.707-770.0	251445	8.707-771.0	251450	8.707-772.0	251455
13.0	8.707-773.0	251460	8.707-774.0	251465	8.707-776.0	251470	8.707-778.0	251475
15.0	8.707-782.0	251480	8.707-787.0	251485	8.707-789.0	251490	8.707-790.0	251495
20.0	8.707-795.0	251500	8.707-800.0	251505	8.707-802.0	251510	8.707-804.0	251515
25.0	8.707-807.0	251520	8.707-811.0	251525	8.707-812.0	251530	8.707-813.0	251535
30.0	8.707-814.0	251540	8.707-817.0	251545	8.707-818.0	251550	8.707-819.0	251555
40.0	8.707-821.0	251560	8.707-824.0	251565	8.707-826.0	251570	8.707-827.0	251575
50.0	8.707-828.0	251580	8.707-830.0	251585	8.707-832.0	251590	8.707-833.0	251595
60.0	8.707-834.0	251600	8.707-835.0	251605	8.707-837.0	251610	8.707-838.0	251615



1/8" Male Threads

1/8" male pipe thread meg nozzles, rated up to 4000 PSI. Hardened stainless steel nozzle insures consistent, accurate orifice size.

- Orifice recessed for protection
- 4000 PSI rated working pressure
- ± 2% flow tolerance @ 70°F
- Hard edge pattern, light center requires overlap to cover center

Orifice	0° Part No	0° Old No	15° Part No	15° Old No	25° Part No	25° Old No	40° Part No	40° Old No
2.0	8.707-529.0	250100	8.707-536.0	250105	8.707-537.0	250110	8.707-538.0	250115
3.0	8.707-540.0	250120	8.707-542.0	250125	8.707-543.0	250130	8.707-544.0	250135
3.5	-	-	8.707-545.0	250137	8.707-546.0	250138	-	-
4.0	8.707-547.0	250140	8.707-549.0	250145	8.707-550.0	250150	8.707-551.0	250155
4.5	8.707-552.0	250160	8.707-554.0	250165	8.707-556.0	250170	8.707-557.0	250175
5.0	8.707-558.0	250180	8.707-559.0	250185	8.707-561.0	250190	8.707-564.0	250195
5.5	8.707-567.0	250200	8.707-568.0	250205	8.707-569.0	250210	8.707-570.0	250215
6.0	8.707-571.0	250220	8.707-572.0	250225	8.707-573.0	250230	8.707-575.0	250235
6.5	8.707-577.0	250240	8.707-578.0	250245	8.707-579.0	250250	8.707-581.0	250255
7.0	8.707-582.0	250260	8.707-584.0	250265	8.707-585.0	250270	8.707-586.0	250275
7.5	8.707-588.0	250280	8.707-589.0	250285	8.707-591.0	250290	8.707-592.0	250295
8.0	8.707-593.0	250300	8.707-594.0	250305	8.707-595.0	250310	8.707-596.0	250315
8.5	8.707-598.0	250320	8.707-599.0	250325	8.707-600.0	250330	8.707-601.0	250335
9.0	8.707-602.0	250340	8.707-604.0	250345	8.707-605.0	250350	8.707-607.0	250355
9.5	-	-	8.707-609.0	250365	8.707-610.0	250370	8.707-611.0	250375
10.0	8.707-612.0	250380	8.707-613.0	250385	8.707-614.0	250390	8.707-616.0	250395
11.0	8.707-618.0	250400	8.707-619.0	250405	8.707-620.0	250410	-	-
12.0	8.707-621.0	250420	-	-	-	-	8.707-623.0	250435
15.0	8.707-625.0	250440	8.707-626.0	250445	8.707-627.0	250450	-	-
20.0	8.707-628.0	250500	-	-	-	-	-	-

NOZZLES

Spraying Systems Nozzles



QC "Wash Jet" Nozzle
Color Coded Nozzle Protector

"QC" or Quick Connect Hardened Stainless Meg Nozzle, fits most 1/4" quick couplers. Rated for 4000 PSI.

- 4000 PSI
- Flow rated tolerance of $\pm 2\%$
- Hardened SS
- 300°F
- Fits Hansen and Parker quick-couplers

Orifice Part No	0° Red Old No	0° Red Part No	15° Yellow Old No	15° Yellow Part No	25° Green Old No	25° Green Part No	40° White Old No	40° White Part No
3.0	8.708-417.0	255120	8.708-418.0	4-12803015S	8.708-419.0	255140	8.708-420.0	4-12803040S
3.5	8.708-422.0	4-12803500S	8.708-423.0	4-12803515S	8.708-424.0	4-12803525S	8.708-425.0	4-12803540S
4.0	8.708-427.0	255160	8.708-428.0	255161	8.708-429.0	255165	8.708-430.0	255170
4.5	8.708-431.0	255175	8.708-432.0	255180	8.708-433.0	255185	8.708-434.0	255190
5.0	8.708-435.0	255195	8.708-436.0	255200	8.708-437.0	255205	8.708-438.0	255210
5.5	8.708-439.0	255215	8.708-440.0	255220	8.708-441.0	255225	8.708-442.0	255230
6.0	8.708-443.0	255235	8.708-444.0	255240	8.708-445.0	255245	8.708-446.0	255250
6.5	8.708-447.0	255255	8.708-448.0	255260	8.708-449.0	255265	8.708-450.0	255270
7.0	8.708-451.0	255275	8.708-452.0	255280	8.708-453.0	255285	8.708-454.0	255290
7.5	8.708-455.0	255300	8.708-456.0	255305	8.708-457.0	255310	8.708-458.0	255315
8.0	8.708-459.0	255320	8.708-460.0	255325	8.708-461.0	255330	8.708-462.0	255335
9.0	-	-	8.708-463.0	255365	8.708-464.0	255370	8.708-465.0	255375
10.0	8.708-467.0	255380	8.708-468.0	255385	8.708-469.0	255390	8.708-470.0	255395
12.0	8.708-471.0	255420	8.708-472.0	255425	8.708-473.0	255430	8.708-474.0	255435

Brass Nozzles for Low Pressure Applications



1/4" Male Threads

1/4" male pipe thread Vee Jet nozzles, brass inexpensive alternative for applications up to 500 PSI.

- Feather edge for wide coverage
- Allows overlap for even application
- Excellent for low pressure chemical & acid applications
- 1/4" MPT connects

Nozzle Size	0° Part No.	0° Old No	15° Part No.	15° Old No	25° Part No.	25° Old No	40° Part No.	40° Old No	50° Part No.	50° Old No	65° Part No.	65° Old No
15	8.708-203.0	254260B	8.708-204.0	254261B	8.708-206.0	254262B	8.708-208.0	254264B	8.708-210.0	254265B	8.708-212.0	254266B
20	8.708-218.0	254270B	8.708-222.0	254271B	8.708-225.0	254272B	8.708-228.0	254274B	8.708-230.0	254275B	8.708-232.0	254276B
30	8.708-242.0	254290B	8.708-244.0	254291B	8.708-246.0	254292B	8.708-249.0	254294B	8.708-251.0	254295B	8.708-253.0	254296B
40	8.708-258.0	254300B	8.708-260.0	254301B	8.708-262.0	254302B	8.708-264.0	254304B	8.708-266.0	254305B	8.708-268.0	254306B
50	8.708-275.0	254310B	8.708-277.0	254311B	8.708-279.0	254312B	8.708-280.0	254314B	8.708-282.0	254315B	8.708-284.0	254316B
60	8.708-289.0	254320B	8.708-290.0	254321B	8.708-292.0	254322B	8.708-294.0	254324B	8.708-296.0	254325B	8.708-297.0	254326B
70	8.708-302.0	254330B	8.708-304.0	254331B	8.708-306.0	254332B	8.708-308.0	254334B	8.708-309.0	254335B	8.708-310.0	254336B

Broad Spray Stainless Steel Nozzles



1/4" Male Threads

1/4" male pipe thread 303 stainless steel Vee Jet nozzles, low to medium volume up to 500 PSI medium pressure/special application PSI.

Nozzle Size	Equiv. Orifice Dia	50° Part No	50° Old No	65° Part No.	65° Old No	80° Part No.	80° Old No	95° Part No.	95° Old No	110° Part No.	110° Old No
1.0	.026	8.708-074.0	254105	8.708-075.0	254106	8.708-076.0	254107	8.708-078.0	254108	8.708-079.0	254109
1.5	.031	8.708-085.0	254115	8.708-086.0	254116	8.708-087.0	254117	8.708-089.0	254118	8.708-090.0	254119
2.0	.036	8.708-095.0	254125	8.708-096.0	254126	8.708-097.0	254127	8.708-099.0	254128	8.708-101.0	254129
3.0	.043	8.708-108.0	254135	8.708-109.0	254136	8.708-110.0	254137	8.708-112.0	254138	8.708-114.0	254139
4.0	.047	8.708-121.0	254145	8.708-122.0	254146	8.708-123.0	254147	8.708-125.0	254148	8.708-127.0	254149
5.0	.053	8.708-133.0	254155	8.708-134.0	254156	8.708-136.0	254157	8.708-138.0	254158	8.708-140.0	254159
6.0	.058	8.708-148.0	254175	8.708-149.0	254176	8.708-151.0	254177	8.708-155.0	254178	8.708-157.0	254179
7.0	.063	8.708-162.0	254195	8.708-163.0	254196	8.708-164.0	254197	-	-	8.708-165.0	254199
8.0	.067	8.708-172.0	254215	8.708-173.0	254216	8.708-175.0	254217	8.708-177.0	254218	8.708-179.0	254219

Tip-Jet Nozzle System – Tips & Components



Tip-Jet Tips

- Neat & simple tip change
- Hardened stainless steel tips with vanes
- Strainers available
- Body components available in brass, zinc-plated steel or stainless steel
- Rated to 4000 PSI

“Tip-Jet” Nozzle Systems are versatile nozzling systems for everyday or specialized applications. Also on page 47. Flat spray, full cone, hollow cone & solid stream patterns, metering orifices and atomizing tips are all available in the Tip-Jet system. Capacities range from .55 to 20 GPM.

Orifice Size	0° Part No.	0° Old No.	15° Part No.	15° Old No.	25° Part No.	25° Old No.	40° Part No.	40° Old No.
3.0	8.708-016.0	253316	8.708-017.0	253317N	8.708-018.0	253318	–	–
4.0	8.708-019.0	253330	8.708-020.0	253331	8.708-021.0	253332	8.708-022.0	253333
4.5	8.708-023.0	253338	8.708-024.0	253339	8.708-025.0	253340	8.708-026.0	253341
5.0	8.708-027.0	253346	8.708-028.0	253348	8.708-029.0	253349	8.708-030.0	253350
5.5	8.708-031.0	253355	8.708-032.0	253357	8.708-033.0	253358	8.708-034.0	253359
6.0	8.708-035.0	253365	8.708-036.0	253367	8.708-037.0	253368	8.708-038.0	253369
6.5	8.708-039.0	253375	–	–	8.708-040.0	253377	8.708-041.0	253378
7.0	8.708-042.0	253383	8.708-043.0	253385	8.708-044.0	253386	8.708-045.0	253387
7.5	8.708-046.0	253392	8.708-047.0	253393	8.708-048.0	253394	8.708-049.0	253395
8.0	8.708-050.0	253400	8.708-051.0	253401	8.708-052.0	253402	8.708-053.0	253403
9.0	8.708-054.0	253415	8.708-055.0	253416	8.708-056.0	253417	8.708-057.0	253418
10.0	8.708-058.0	253456	8.708-059.0	253457	8.708-060.0	253458	8.708-061.0	253459



Tip-Jet Nozzle Bodies

Tip-Jet Nozzle Bodies, MPT inlet connections in 1/4", 3/8" and 1/2" sizes. All outlet connections are 11/16" - 16 male thread to fit Tip-Jet tip retainers and adapters.

Part No.	Old No.	Material, MPT-1/4"
8.707-886.0	252511	Nylon
8.707-898.0	252640B	Brass
8.707-899.0	252642	Stainless Steel
8.707-916.0	252861P	Polypropylene



Tip-Jet Adapter Caps

Tip-Jet Adapter Caps, similar to tip retainers, but have FPT connections for in-line applications.

Part No.	Old No.	Material, MPT
8.707-919.0	252878B	Brass, 1/8"
8.707-921.0	252880B	Brass, 1/4"
8.707-922.0	252881	SS, 1/4"



Tip-Jet Retainer Caps

Tip-Jet Retainer Caps, fits all Tip-Jet nozzle bodies, holds spray tips and metering orifices firmly in place.

Part No.	Old No.	Material, MPT
8.707-915.0	252858B	Brass, Hex
8.707-918.0	252875	Plated Steel, Hex
8.707-888.0	252565	SS, Hex



Tip Retainer 18 mm Thread, Fits vent grip lance, See tip jet nozzles in nozzle section

Part No.	Old No.	Description
8.710-901.0	373065	Tip Retainer



Tip-Jet Strainers

Tip-Jet Strainers, fit into nozzle body cavity to stop nozzle clogging. Brass with stainless steel mesh.

Part No.	Old No.	Material, MPT
8.707-894.0	252627	50 Mesh
8.707-895.0	252629	100 Mesh
8.707-896.0	252631	200 Mesh

Soft Edge & Hard Edge Nozzle Protector



Ideal for protecting sensitive surfaces against damage! Hard plastic body is stable enough to tightly hold nozzle adapter for heavy-duty use.

- 1/4" FPT inlet / outlet
- 300°F

Part No.	Description
8.723-668.0	ST-10 Zinc Plated Nozzle Adapter
8.723-669.0	ST-10 Stainless Steel Adapter

Soap Nozzles



“Black” Soap Nozzles, are brass with a large #40 orifice. Ideal for low pressure chemical applications.

Part No.	Old No.	Size	Nozzle Degree
8.708-478.0	255905B	40	25°
8.708-479.0	255920B	40	65°

Rosebud Nozzle Guard

Molded Rubber Guard which fits tightly around the nozzle to protect the nozzle and painted surfaces.



- 1/8" MEG

Part No.	Old No.	Description
8.710-870.0	373012	Nozzle Guard

NOZZLES

Dirt Killer Rotating Nozzle

4700 maximum PSI, a popular model providing great impact and cleaning power.



- 180°F maximum temperature
- 1/4" inlet

8.712-429.0

Part No.	Old No.	Orifice	PSI
8.712-429.0	4-20091	045	3200
8.701-160.0	4-200910	Repair Kit	
8.740-148.0	4-20092	055	4700
8.701-161.0	4-200920	Repair Kit	

Rotojet Soft - Hard Rotating Nozzle

Offers the cleaning efficiency of a hi-pressure rotating nozzle with the feature of changing from a hard spray for concrete to a soft spray for wood by simply pushing or pulling the finger protected nozzle.



8.711-054.0

- 3600 PSI

Part No.	Old No.	Orifice
8.711-052.0	374245	030
8.711-053.0	374246	035
8.711-054.0	374247	040
8.711-055.0	374248	045

MV Triple Function Nozzle

Provides three cleaning options, Low pressure for soap or chemical application, a 15° angle for hi pressure cleaning and a rotating nozzle for maximum cleaning efficiency.



8.711-068.0

- 3000 PSI

Part No.	Old No.	Orifice
8.711-067.0	374291	035
8.711-068.0	374292	040

Lance Nozzle Couplers

Changes MPT Lance to FPT for Mounting MPT Nozzles.



Part No.	Old No.	Description
Brass		
8.705-150.0	140452	1/8" x 1/8"
8.705-155.0	140502	1/4" x 1/8"
8.705-151.0	140454	1/4" x 1/4"
Steel		
8.710-713.0	368903	1/8" X 1/8"
8.710-712.0	368902	1/4" x 1/8"
8.710-714.0	368904	1/4" x 1/4"

Rotomax Rotating Nozzle 3500 & 5800 PSI



- Up to 5800 PSI max pressure
- 1/4" FPT inlet
- 176°F max temperature
- Weight 9 oz
- Replaceable SS orifices

Part No.	Old No.	Description	PSI	Std Nozzle Equiv
8.711-035.0	374205	Rotomax I	3500	4.5
8.711-036.0	374210	Rotomax II	3500	5.5
8.711-037.0	374215	Rotomax III	3500	6.5
8.711-038.0	374216	Rotomax 401	5800	4.5
8.711-039.0	374217	Rotomax 403	5800	6.5
8.701-532.0	084400X	Repair Kit		

Viper Rotating Nozzle



- 5000 PSI max pressure
- 190°F max temperature
- 1/4" FPT inlet
- Weight 1.0 oz

Part No.	Old No.	Description	PSI	Std Nozzle Equiv
8.711-000.0	374126	Viper	5000	4.5
8.711-001.0	374127	Viper	5000	5.5
8.701-163.0	080004	Repair Kit	5000	4.5
8.701-166.0	080006	Repair Kit	5000	5.5

MV Hi-lo Turbo Nozzle



Combines the power of a 0° stream and a 20° wide angle spray pattern to improve cleaning. Hi-Lo pressure feature eliminates changing to a low pressure nozzle for soap and chemical application.



8.711-071.0

- 2500 PSI

Part No.	Old No.	Orifice
8.723-838.0	374293	025
8.711-069.0	374294	030
8.711-070.0	374295	035
8.711-071.0	374296	040

Rotojet 2000

Economy Turbo Nozzle.



- Great for economy washers
- 2000 PSI max pressure
- 1/4" FPT inlet
- 140°F max temperature
- 5.4 oz weight

Part No.	Old No.	Size	Color
8.711-026.0	374175	3.0	Yellow
8.711-027.0	374176	3.5	Black
8.711-028.0	374177	4.0	Blue

The Legacy *REVOLUTION* Turbo Nozzle

Legacy is proud to offer the Revolution rotary nozzle. This turbo rotary nozzle is rated for up to 4350 PSI at 185°F. Turning at an astounding 4000 RPM, the Revolution delivers faster and deeper cleaning action for the same price of 3000 PSI rotary nozzles.

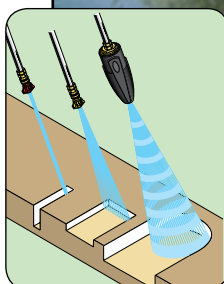



With the Legacy Revolution rotary nozzle you get:

- **Greater Cleaning Power:** The Revolution is engineered to increase the impact pressure by more than 10 times that of conventional nozzles!
- **Longer Operating Life:** The Revolution’s operating life is extended significantly by its wear-resistant ceramic nozzle and bearing ring.
- **More Durable and Versatile:** The Revolution features an extra-resilient housing protector and is capable of handling a stream of up to 4350 PSI at 185°F.

Nozzle Part No.	Old No.	Orifice	PSI
9.302-242.0	374231	3.5	4350
9.302-243.0	374232	4.0	4350
9.302-244.0	374233	4.5	4350
9.302-245.0	374234	5.0	4350
9.302-246.0	374235	5.5	4350
9.302-247.0	374236	6.5	4350
9.302-248.0	374237	7.0	4350
9.302-249.0	374238	10.0	4350

Repair Kit			
Nozzle Part No.	Old No.	Orifice	PSI
2.884-972.0	079920	3.5	
2.883-824.0	079921	4.0	
8.932-953.0	079922	4.5	
2.883-823.0	079923	5.0	
2.883-822.0	079924	5.5	
8.932-956.0	079925	6.5	
2.884-974.0	079926	7.0	
2.884-975.0	079927	10.0	



Legacy’s Revolution gives you the best of both worlds: the deep cleaning impact of a 0-degree nozzle and the fast cleaning of a wide-coverage fan spray nozzle

NOZZLES

Turbo Nozzles



A+ Revolution Turbo Nozzle is rated for up to 5100 PSI at 212°F. **High Impact Nozzle at unbelievable Pricing!**

- Forged Brass
- Precision ceramic
- Durable rubber cover



3000 PSI



4000 PSI



5100 PSI

Nozzle Part No.	Orifice
3000 PSI	
8.726-056.0	3.5
8.726-057.0	4.0
8.726-058.0	4.5
8.726-059.0	5.0
8.726-060.0	5.5
8.726-061.0	6.0
4000 PSI	
8.726-068.0	3.5
8.726-069.0	4.0
8.726-070.0	4.5
8.726-071.0	5.0
8.726-072.0	5.5
8.726-073.0	6.0
5100 PSI	
8.726-080.0	3.5
8.726-081.0	4.0
8.726-082.0	4.5
8.726-083.0	5.0
8.726-084.0	5.5
8.726-085.0	6.0

Repair Kit Part No.	Orifice
3000 PSI	
8.726-062.0	3.5
8.726-063.0	4.0
8.726-064.0	4.5
8.726-065.0	5.0
8.726-066.0	5.5
8.726-067.0	6.0
4000 PSI	
8.726-074.0	3.5
8.726-075.0	4.0
8.726-076.0	4.5
8.726-077.0	5.0
8.726-078.0	5.5
8.726-079.0	6.0
5100 PSI	
8.726-086.0	3.5
8.726-087.0	4.0
8.726-088.0	4.5
8.726-089.0	5.0
8.726-090.0	5.5
8.726-091.0	6.0

Rotojet 3700 / Rotojet 5800



Rotojet 3700 PSI

- 190°F

Must start with nozzle pointed down



Rotojet 5800 PSI

- 200°F

0° Impact, 25° pattern, no gears – no teeth – no bearings. Exclusive design of the Rotojet 3700 / Rotojet 5800 eliminates start up impact and damage to internal nozzle.

- High strength forged brass
- Precision ceramic orifice and matching race
- Durable rubber/ plastic cover
- 1/4" FNPT

3000 PSI Part No.	Old No	Size	PSI
8.711-002.0	374130	3.0	3700
8.711-003.0	374131	3.5	3700
8.711-005.0	374134	4.0	3700

3000 PSI Part No.	Old No	Size	PSI
8.711-004.0	374132	4.5	3700
8.711-006.0	374135	5.0	3700

3000 PSI Part No.	Old No	Size	PSI
8.711-008.0	374137	5.5	3700
8.711-007.0	374136	6.0	3700

Repair Kit Part No.	Old No	Size	PSI
8.704-039.0	109297	3.0	3700
8.704-038.0	109296	3.5	3700
8.704-040.0	109298	4.0	3700

Repair Kit Part No.	Old No	Size	PSI
8.704-041.0	109299	4.5	3700
8.704-042.0	109300	5.0	3700

Repair Kit Part No.	Old No	Size	PSI
8.704-043.0	109301	5.5	3700
8.704-044.0	109302	6.0	3700

5000 PSI Part No.	Old No	Size	PSI
8.711-009.0	374142	3.0	5800
8.711-010.0	374143	3.5	5800
8.711-011.0	374144	4.0	5800
8.711-012.0	374145	4.5	5800
8.711-013.0	374146	5.0	5800

5000 PSI Part No.	Old No	Size	PSI
8.711-014.0	374148	5.5	5800
8.711-015.0	374150	6.0	5800
8.711-016.0	374151	6.5	5800
8.711-017.0	374153	7.0	5800
8.711-018.0	374156	8.0	5800

5000 PSI Part No.	Old No	Size	PSI
8.711-019.0	374158	9.0	5800
8.711-020.0	374160	10.0	5800
8.711-023.0	374162	11.0	5800
8.711-021.0	374161	12.0	5800

Repair Kit Part No.	Old No	Size	PSI
8.704-065.0	109428	3.0	5800
8.704-066.0	109429	3.5	5800
8.704-067.0	109430	4.0	5800
8.704-068.0	109431	4.5	5800
8.704-069.0	109432	5.0	5800

Repair Kit Part No.	Old No	Size	PSI
8.704-070.0	109433	5.5	5800
8.704-071.0	109434	6.0	5800
8.704-072.0	109435	6.5	5800
8.704-073.0	109436	7.0	5800
8.704-074.0	109437	8.0	5800

Repair Kit Part No.	Old No	Size	PSI
8.704-075.0	109438	9.0	5800
8.704-076.0	109439	10.0	5800
8.704-077.0	109440	11.0	5800
8.704-078.0	109441	12.0	5800

Turbo Nozzle

Provides great impact and cleaning power



8.711-098.0



8.711-088.0

Part No.	Old No.	Orifice	PSI
8.711-105.0	374369	3.0	3650
8.711-097.0	374361	3.5	3650
8.711-098.0	374362	4.0	3650
8.711-099.0	374363	4.5	3650
8.711-100.0	374364	5.0	3650

Part No.	Old No.	Orifice	PSI
8.711-101.0	374365	5.5	3650
8.711-102.0	374366	6.0	3650
8.711-096.0	374360	6.5	3650
8.711-103.0	374367	7.0	3650
8.711-104.0	374368	8.0	3650

Part No.	Old No.	Orifice	PSI
8.711-086.0	374350	3.0	5100
8.711-087.0	374351	3.5	5100
8.711-088.0	374352	4.0	5100
8.711-089.0	374353	4.5	5100
8.711-090.0	374354	5.0	5100

Part No.	Old No.	Orifice	PSI
8.711-091.0	374355	5.5	5100
8.711-092.0	374356	6.0	5100
8.711-093.0	374357	6.5	5100
8.711-094.0	374358	7.0	5100
8.711-095.0	374359	8.0	5100

Turbo Nozzle Repair Kits (for 3650 and 5100 PSI)

Part No.	Description
8.749-912.0	Repair Kit YR51K30
8.749-913.0	Repair Kit YR51K35
8.749-914.0	Repair Kit YR51K40
8.749-915.0	Repair Kit YR51K45
8.749-916.0	Repair Kit YR51K50
8.749-917.0	Repair Kit YR51K55
8.749-918.0	Repair Kit YR51K60
8.749-919.0	Repair Kit YR51K65
8.749-920.0	Repair Kit YR51K70
8.749-921.0	Repair Kit YR51K80

Suttner Turbo Nozzles



ST-357 -
3600 PSI

- Forged brass
- Precision ceramic orifice
- Rubber cover/ protector
- 190°F

Part No.	Old No	Size	PSI
8.710-986.0	374103	3.0	3600
8.710-987.0	374104	3.5	3600
8.710-989.0	374106	4.0	3600

Part No.	Old No	Size	PSI
8.710-988.0	374105	4.5	3600
8.710-991.0	374107	5.0	3600

Part No.	Old No	Size	PSI
8.710-993.0	374109	5.5	3600
8.710-992.0	374108	6.0	3600

ST-357 Repair Kit	Old No	Size	PSI
8.701-570.0	085458	3.0	3600
8.701-569.0	085457	3.5	3600
8.701-564.0	085452	4.0	3600

ST-357 Repair Kit	Old No	Size	PSI
8.701-562.0	085449	4.5	3600
8.701-565.0	085453	5.0	3600

ST-357 Repair Kit	Old No	Size	PSI
8.701-568.0	085456	5.5	3600
8.701-566.0	085454	6.0	3600



ST-457 -
5800 PSI

Part No.	Old No	Size	PSI
8.711-072.0	374300	3.0	6000
8.711-073.0	374301	3.5	6000
8.711-074.0	374302	4.0	6000
8.711-075.0	374303	4.5	6000

Part No.	Old No	Size	PSI
8.711-076.0	374304	5.0	6000
8.711-077.0	374305	5.5	6000
8.711-078.0	374306	6.0	6000
8.711-079.0	374308	7.0	6000

Part No.	Old No	Size	PSI
8.711-080.0	374309	8.0	6000
8.711-081.0	374310	10.0	6000

ST-457 Repair Kit	Old No	Size	PSI
8.701-572.0	085465A	3.0	6000
8.701-571.0	085465	3.5	6000
8.701-573.0	085466	4.0	6000
8.701-574.0	085467	4.5	6000

ST-457 Repair Kit	Old No	Size	PSI
8.701-575.0	085468	5.0	6000
8.701-576.0	085469	5.5	6000
8.701-577.0	085470	6.0	6000
8.701-578.0	085472	7.0	6000

ST-457 Repair Kit	Old No	Size	PSI
8.701-579.0	085473	8.0	6000
8.701-580.0	085474	10.0	6000

NOZZLES

Duo-Reg Nozzle



Duo-Reg Nozzles are designed for Industrial use and priced for ALL applications. Easy Push/Pull low to high pressure change and easy turn to adjust from 0° to 80° fan pattern.

- Stainless steel replaceable orifices
- 3000 PSI capability
- 300°F
- 1/4" FPT connect
- Tough glass-filled nylon cover
- Compact size: 3-3/8" long, 1-3/16" diameter, 5.7 oz weight

Part No	Old No	Color	Orifice	Part No.	Old No.	Color	Orifice
8.710-959.0	374030	Yellow	3.0	8.710-963.0	374050	Green	5.0
8.710-960.0	374035	White	3.5	8.710-964.0	374055	Sky	5.5
8.710-961.0	374040	Blue	4.0	8.710-965.0	374060	Black	6.0
8.710-962.0	374045	Brown	4.5	8.710-966.0	374065	Drk Green	6.5

Multi-Fan Nozzle



Adjust from maximum Impact Zero Stream to 80° Wide Angle Spray with a Twist of the Nozzle Body.

- 1/4" FPT connect
- 2900 PSI
- Replaceable SS orifices
- SS deflector
- 210°F

Part No	Old No	Color	Orifice	Part No	Old No	Color	Orifice	Part No	Old No	Color	Orifice
8.710-932.0	373352	Yellow	3.0	8.710-936.0	373357	Green	5.0	8.710-940.0	373361	-	7.0
8.710-933.0	373353	White	3.5	8.710-937.0	373358	Sky	5.5	8.710-941.0	373362	-	7.5
8.710-934.0	373354	Blue	4.0	8.710-938.0	373359	Black	6.0	8.710-942.0	373363	-	8.0
8.710-935.0	373356	Brown	4.5	8.710-939.0	373360	-	6.5				

Interchangeable Orifice - fit nozzles above



Replacement Orifices for Duo-Reg and Multi-Fan nozzles.

Part No.	Old No	Orifice	Part No.	Old No	Orifice	Part No.	Old No	Orifice
8.701-448.0	084021	3.0	8.701-453.0	084028	5.0	8.701-458.0	084033	7.0
8.701-449.0	084023	3.5	8.701-454.0	084029	5.5	8.701-459.0	084034	7.5
8.701-450.0	084025	4.0	8.701-455.0	084030	6.0	8.701-460.0	084035	8.0
8.701-452.0	084027	4.5	8.701-456.0	084031	6.5			

HL250 High / Low Variable Angle Nozzle



Push/Pull for easy change between high and low pressure; simple twist to adjust 0° – 80° spray fan pattern.

- Stainless steel replaceable orifice
- Durable glass-filled nylon cover
- 200°
- 4000 PSI
- 1/4" FPT inlet
- Weight .4 lbs

Part No	Old No	Color	Orifice	Part No	Old No	Color	Orifice	Part No	Old No	Color	Orifice
8.710-972.0	374086	Lt Green	2.0	8.710-976.0	374091	Dk Yellow	4.0	8.710-980.0	374095	Dk Green	6.0
8.710-973.0	374087	Pink	2.5	8.710-977.0	374092	Blue	4.5	8.710-981.0	374096	Lt Blue	6.5
8.710-974.0	374088	White	3.0	8.710-978.0	374093	Purple	5.0	8.710-982.0	374097	Orange	7.0
8.710-975.0	374090	Brown	3.5	8.710-979.0	374094	Dark Red	5.5	8.710-983.0	374098	Silver	8.0

High Pressure Nozzle Filters

Turbo Nozzle Protector



8.709-978.0



8.710-149.0



8.709-979.0



8.710-150.0

- 1/4" MPT outlet
- 300°F max temperature
- 100 mesh screen
- 5000 PSI max pressure

Part No.	Old No.	Material	Inlet	Outlet
8.709-978.0	342040	Brass	1/4" FPT	1/4" MPT
8.709-979.0	342042	Brass	1/4" QC	1/4" MPT
8.710-149.0	347097	416 SS	1/4" QC	1/4" MPT
8.710-150.0	347098	Brass	1/4" MPT	1/4" MPT
8.704-234.0	110595	Replacement filter for 342040/342042		
8.701-201.0	080115	Replacement filter for 347097/347098		

Double Nozzle Head



- Durable machined brass body
- Stainless steel ball
- Chemical-resistant
- Heavy nickel plate
- 3600 PSI max pressure
- 300°F max temperature
- Up to 10 GPM flow for low side pressure at 250 PSI
- 1/4" female inlet, 2 female outlets
- New ball guide & seat

Part No.	Old No.	Description
8.710-897.0	373058A	Double Nozzle Head

Rollover Nozzle - Twist-Type

Holds 2 MEG nozzles on opposite sides for positive change from chemical application to high pressure rinse.



- Nickel-plated brass body
- 180°F max temperature
- 1000 PSI max pressure

Part No.	Old No.	Description
8.710-893.0	373054	Dual 1/4" FPT in/out
8.900-022.0	075020X	Repair Kit

Adjustable Nozzle



Compact full feature unit weighs only 4.3 oz, same functions as ST-51N.



- 3600 PSI max pressure
- 10 GPM max flow
- 300°F max temperature
- Machined brass body
- Nylon adjustment knob
- 1/4" FPT inlet/outlet

Part No.	Old No.	Description
8.710-891.0	373051P	Adjustable Nozzle

ST-56 Rollover Nozzle Head



- Brass body
- 3600 PSI max pressure
- 8 GPM max flow
- 300°F max temperature
- Glass-filled Polyimide cover
- 1/4" FPT inlet & outlet

Part No.	Old No.	Description
8.710-895.0	373056	Rollover Nozzle Head

ST-51N Adjustable Nozzle

Nozzle Holder allows water to be diverted around the Fixed Orifice Nozzle, dropping the pressure and allowing the Chemical Injector to operate.



- Attaches to 1/4" MPT lance
- Accepts 1/4" MEG nozzles
- 8.0 GPM max flow
- 300°F max temperature
- 3600 PSI max pressure
- 5.9 oz weight

Part No.	Old No.	Description
8.710-889.0	373051	ST-51N

Steam Nozzle



Steam Nozzle Blank



Flat Steam Nozzle

- One-piece brass
- 1450 PSI
- Steam Nozzle - 1/4" F
- Steam Blank - 3/8" M

Part No.	Old No.	Description
8.710-958.0	373710	Flat Steam Nozzle, 1.5mm
8.710-957.0	373702	Steam Nozzle Blank - Drill to Size
8.904-374.0	373705	Nozzle Blank, Drilled to 1.6mm

NOZZLES

Stainless Steel Sewer Nozzles



- 4100 PSI max pressure
- Corrosion Resistant Stainless Steel
- One Forward Orifice
- Three Rear Orifices

Part No.	Old No.	FPT	Size
8.710-905.0	373075	1/8"	5.0
8.710-906.0	373076	1/8"	5.5
8.710-907.0	373077	1/8"	6.0
8.710-908.0	373078	1/4"	6.5
8.710-909.0	373079	1/4"	7.0
8.710-910.0	373080	1/4"	9.5

Sewer / Tube Cleaning Nozzles



The reverse jets on the fixed and rotary nozzles pull the hose through the tube or sewer line and blast debris from line or tube walls.



- Backward ports drive the nozzle forward and flush debris
- Forward ports blast into pipe and breaks up clogs & debris
- Physically small for cornering ability
- 4200 PSI
- Corrosion resistant stainless steel construction
- Orifice size indicated on non-rotating styles
- Rotating style adds extra agitation and surface cleaning

Part No.	Old No.	Nozzle Size	Orifice Size	O.D.	Ports
Non-Rotating Sewer Nozzles					
8.710-875.0	373024	1/8"	4.5	.580"	0-forward, 3 back
8.710-874.0	373023	1/8"	5.5	.580"	1-forward, 3 back
8.710-878.0	373027	1/4"	4.5	.730"	1-forward, 3 back
8.710-876.0	373025	1/4"	5.5	.730"	1-forward, 3 back
8.710-877.0	373026	1/4"	6.0	.730"	1-forward, 4 back
8.710-880.0	373029	1/4"	7.5	.730"	1-forward, 4 back
8.710-879.0	373028	1/4"	8.0	.730"	1-forward, 3 back
8.710-881.0	373032	1/4"	12	.730"	1-forward, 3 back
8.710-885.0	373038	3/8"	4.0	.920"	1-forward, 3 back
8.710-884.0	373037	3/8"	5.5	.920"	1-forward, 3 back
8.710-886.0	373039	3/8"	8.5	.920"	1-forward, 4 back
8.710-883.0	373036	3/8"	12	.920"	1-forward, 4 back
8.710-882.0	373035	3/8"	14	.920"	1-forward, 4 back



0-forward, 3 back ports



1-forward, 3 back ports



1-forward, 4 back ports



- Rotating sewer nozzle
- Adds extra agitation
- 4000 PSI
- **Back Jet Only**

Part No.	Old No.	Rotating Nozzle	Size	Ports
Rotating Sewer Nozzles				
8.710-899.0	373062	1/8"	5.5	0-forward, 3 back
8.710-898.0	373061	1/4"	5.5	0-forward, 3 back
8.710-900.0	373064	1/4"	8.0	0-forward, 3 back
8.710-887.0	373040	1/4" Duct Clnr*	5.5	0-forward, 2 side

*Duct Cleaner jet to sides instead of reverse



0 forward, 3 back ports



0 forward, 2 side ports

Nozzle Protector / Coupler



- Protect nozzles and finished surfaces
- Deep nozzle recess
- Tough plastic protector
- 1/4" FPT coupler inlet

Part No.	Old No.	Nozzle
8.710-866.0	373002	1/8"
8.710-867.0	373004	1/4"

Slip-On Nozzle Protector

A durable, easy-to-use nozzle protector. Plastic rubber compound – FLEXIBLE but TOUGH.



- 1-1/2" diameter at flare-end
- Slip-fits standard lances
- 2-1/2" long
- **Only 1.2 oz!**
- Slip onto Lance
- Attach Nozzle Coupler & Nozzle
- Slide Protector Forward for Complete Nozzle Protection

Part No.	Old No.	Description
8.710-868.0	373006	Slip-on Nozzle Protector

Legacy Compact Foamer



Generates a high density clinging foam for extended dwell time to increase chemical action



- Stainless steel, aluminum and brass
- 5" long, 1" diameter
- 4 and 6.5 nozzle included
- 1 to 5 GPM max flow
- 195°F max temperature
- 2500 PSI max pressure

Part No.	Old No.	Description
8.903-998.0	344022V	1/8" F Inlet
8.903-999.0	344023V	1/4" F Inlet

NOTE: Most cleaning chemicals perform best when applied at 120° - 150°F and can be applied as a foam by adding a foaming agent. See your chemical supplier to obtain the correct product.

Foam Cannon

The Ideal Foam Generator Application Accessory meters the foaming chemical for customized foam type and applies the foam to match the application.



- SS 1.5mm orifice (#5.5 nozzle equivalent)
- Brass meter valve
- 3000 PSI max pressure
- High impact glass-filled body
- 4.8 GPM max flow
- SS Foam Turbulator
- 176°F max temperature
- 1/4" FPT lance connect

Part No.	Old No.	Description
8.710-125.0	344030	Foam Cannon/ Injector
8.710-126.0	344032	Foam Cannon/ Injector/Bottle

Introducing Landa's Third Generation

LANDA G₃ PUMP



The new U-Seals provide better run-dry protection, extend pump life, and allow for inlet water of up to 185°F.



THE BEST HIGH PRESSURE PUMP IN THE INDUSTRY WITH:

- **STRONGER** crankcase with cooling fins and thicker mounting feet
- **EXTRA-LARGE** European made tapered roller bearings for longer pump life
- **NEW** crankcase cover with cooling fins and new O-ring seal for leak-free operation
- **NEW** larger oil level sight glass
- **STRONGER** specially die cast connecting rods for quieter operation and longer pump life
- **NEW** U-Seals (engineered by Parker) which allow for up to 185°F inlet water for hot water cleaning, significantly reduce pump maintenance and extend pump life
- **TIGHTER** piston rod tolerance for reducing wear and maximizing performance
- **NEW** multi-viscosity pump oil for better lubrication and cooler operation
- **NEW** and improved check valves for quieter operation and longer valve life

PUMPS & PUMP KITS

LANDA G₃ Pumps



LX Series



The LX series pump is the patriarch of the line, delivering enough volume and pressure for the beefiest of pressure Washer.

LANDA®

- Up to 10.6 GPM and 5000 PSI
- 10% lower RPM than comparable pumps
- Extra-heavy duty crankshaft and bearings
- 10mm head bolts made of 12.9 class steel

Part No.	Old No.	Model No.	GPM	PSI	HP	RPM	Shaft
8.749-518.0	5-1741	LH5050-Right	5.0	5000	13.0	1650	25mm
8.904-887.0	5-1740	LH5050-Left	5.0	5000	13.0	1650	25mm
8.904-888.0	5-1742	LX8030-Right	8.0	3000	16.5	1460	25mm
8.904-889.0	5-1743	LX8030-Left	8.0	3000	16.5	1460	25mm
8.904-892.0	5-1749	LX1025-Right	10.6	2500	16.5	1725	25mm
8.904-891.0	5-1748	LX1025-Left	10.6	2500	16.5	1725	25mm



LT Series



LANDA's unique design that delivers the same performance as other pumps but at 10% lower RPM.

LANDA®

- Up to 6 GPM and 4000 PSI
- 10% lower RPM than comparable pumps
- Unique snug-fit design for heavy-duty valves
- Durable ceramic plunger with mirror finish

Part No.	Old No.	Model No.	GPM	PSI	HP	RPM	Shaft
8.904-871.0	5-1726	LT4040-Right	4.0	4000	11.0	1030	25mm
8.904-872.0	5-1727	LT4040-Left	4.0	4000	11.0	1030	25mm
8.904-869.0	5-1724	LT4035-Right	4.2	4000	11.0	1325	25mm
8.904-870.0	5-1725	LT4035-Left	4.2	4000	11.0	1325	25mm
8.904-874.0	5-1728	LT5030-Right	5.0	3000	13.5	1060	25mm
8.916-552.0	5-1729	LT5030-Left	5.0	3000	13.5	1060	25mm
8.904-881.0	5-1732	LT6035-Right	6.0	3500	14.5	1540	25mm
8.904-883.0	5-1733	LT6035-Left	6.0	3500	14.5	1540	25mm



LM Series



The LM series is a heavy-duty pump designed for a broad range of applications generally from 4 to 5 GPM and from 3000 to 3500 PSI.

LANDA®

- Up to 5 GPM and 3500 PSI
- 10% lower RPM than comparable pumps
- Copper-plated plunger guide lined with low-friction, teflon bronze and lead bushing

Part No.	Old No.	Model No.	GPM	PSI	HP	RPM	Shaft
8.904-861.0	5-1712	LM3540-Right	3.5	4000	9.5	1850	24mm
8.904-858.0	5-1710	LM4030-Right	4.0	3000	8.2	1000	24mm
8.904-859.0	5-1711	LM4030-Left	4.0	3000	8.2	1000	24mm
8.904-866.0	5-1720	LM4035-Right	4.2	3500	7.5	1300	24mm
8.904-867.0	5-1721	LM4035-Left	4.2	3500	7.5	1300	24mm
8.904-864.0	5-1715	LM5030-Right	5.0	3000	13.5	1550	24mm
8.904-863.0	5-1714	LM5030-Left	5.0	3000	13.5	1550	24mm



LS Series



The LS series is designed specifically as a direct drive pump for gas engines.

LANDA®

- Up to 5 GPM and 4000 PSI
- Durable ceramic plunger w/mirror finish
- Set screw for engine shaft

Part No.	Old No.	Model No.	GPM	PSI	HP	RPM	Shaft
8.904-902.0	5-1760	LS3040G	3.0	4000	9.0	3400	1" Hollow
8.904-904.0	5-1761	LS3540G	3.5	4000	11.0	3400	1" Hollow
8.904-905.0	5-1762	LS4040G	4.0	4000	13.0	3400	1" Hollow
8.904-907.0	5-1763	LS5030G	5.0	3000	16.0	3400	1" Hollow

LANDA G₃ Pumps



LE Series



LANDA LE Series - Hollow shaft pumps for direct drive electric units

- Up to 5 GPM and 4000 PSI
- Durable ceramic plunger w/mirror finish
- Set screw for engine shaft

LANDA®

Part No.	Old No.	Model No.	GPM	PSI	HP	RPM	Shaft
8.904-848.0	5-1701	LE2020F	2.1	2000	5.0	3450	5/8" Hollow
8.904-849.0	5-1702	LE2020S	2.1	2000	5.0	1725	5/8" Hollow
8.916-553.0	5-1703	LE2825F	2.8	2500	5.0	3450	5/8" Hollow
8.916-554.0	5-1704	LE2825S	2.8	2500	5.0	1725	5/8" Hollow
8.904-852.0	5-1705	LE3525F	3.5	2500	5.0	3450	3/4" Hollow



LD Series



LANDA LD Series - Solid shaft pumps for belt drive units

- Up to 5 GPM and 4000 PSI
- Durable ceramic plunger w/mirror finish
- Set screw for engine shaft

LANDA®

Part No.	Old No.	Model No.	GPM	PSI	HP	RPM	Shaft
8.904-857.0	5-1709	LD3030	3.0	3000	9.0	1650	25mm
8.725-169.0	5-1707	LD3025	3.0	2500	5.0	1180	24mm
8.904-856.0	5-1708	LD4020	4.0	2000	5.0	1550	25mm



LG Series



LANDA LG Series - Hollow shaft pumps for direct drive gas units

- Up to 4 GPM and 4000 PSI
- Durable ceramic plunger w/mirror finish
- Set screw for engine shaft

LANDA®

Part No.	Old No.	Model No.	GPM	PSI	HP	RPM	Shaft
8.904-893.0	5-1750	LG2530G	2.5	3000	11.0	3400	3/4" Hollow
8.904-895.0	5-1752	LG3030G	3.0	3000	13.0	3400	3/4" Hollow
8.904-897.0	5-1754	LG3035G	3.0	3500	14.0	3400	1" Hollow
8.904-899.0	5-1756	LG3535G	3.5	3500	17.0	3400	1" Hollow
8.725-368.0	5-1758	LG4030G	4	3000	16	3400	1" Hollow

LANDA Pump Tool Kit

LANDA®



9.802-954.0

Part No.	Complete Tool Kit
9.802-954.0	LANDA Pump Tool Kit

A Must for Every Service Department. Save time using the right tool for the job. The LANDA Pump Tool Kit, which can be purchased individually, includes the following:

Part No.	Kit Description
9.802-581.0	Oil Seal Inserter Piston for LT Plunger Rod
9.802-564.0	Oil Seal Inserter Bushing for LT Plunger Rod
9.802-580.0	Oil Seal Inserter Piston for LM Plunger Rod
9.802-563.0	Oil Seal Inserter Bushing for LM Plunger Rod
9.802-571.0	Allen Wrench, 8mm for LT Manifold bolts
9.802-567.0	Allen Wrench, 6mm for LM Manifold bolts
9.802-570.0	Allen Wrench, 5mm for LM-LT Crankcase cover bolts
9.802-565.0	Oil Seal Inserter Bushing for LT Crankshaft
9.802-566.0	Oil Seal Inserter Bushing for LM Crankshaft
9.802-568.0	Piston Seal Extractor
9.802-572.0	U-Seal Inserter Piston for LT Manifold
9.802-578.0	U-Seal Inserter Bushing for LT Manifold
9.802-573.0	U-Seal Inserter Piston for LM Manifold
9.802-579.0	U-Seal Inserter Bushing for LM Manifold
9.802-569.0	Hammer, Plastic Head
9.802-574.0	Plastic Tool Box

LANDA G₃ Pump Repair Kit Selection Chart

LANDA®

Use the selection chart below to find the correct repair kits for the specific LANDA Pump Model.

Pump Model	Valves	Seal Kits*	Packing w/Brass	Plunger Oil Seals	Ceramic Plunger Kit**	Pump Model	Valves	Seal Kits*	Packing w/Brass	Plunger Oil Seals	Ceramic Plunger Kit**
LM-3540	98026030	87253580	87253590	98026090	89330230	LX-1025	98026080	87253640	87253650	98026060	98026140
LM-4030	98026030	87253620	87253630	98026090	98026200	LX-5050	98026040	98026150	98026160	98026060	98026290
LM-4035	98026030	87253600	87253610	98026090	98026290	LE-2020F	98039360	87253540	87253550	98039370	98039340
LM-4035H	98026030	87253600	87253610	98026090	98026290	LE-2020S	98039360	87253560	87253570	98039370	98039350
LM-5030	98026030	87253620	87253630	98026090	98026200	LE-2825F	98039360	87253540	87253550	98039370	98039340
LT-4035	98026030	89164880	89163220	98026060	98026070	LE-2825S	98039360	87253560	87253570	98039370	98039350
LT-4040	98026030	89164880	89163220	98026060	98026070	LE-3525F	98039360	87253540	87253550	98039370	98039340
LT-5030	98026030	89164870	89163230	98026060	98026110	LD-3025	98039360	87253560	87253570	98039370	98039350
LT-5030H	98026030	89164870	89163230	98026060	98026110	LD-3030H	98039360	87253540	87253550	98039370	98039340
LT-6035	98026030	89164880	89163220	98026060	98026070	LD-4020	98039360	87253560	87253570	98039370	98039350
LS-3040G	98026030	87253580	87253590	98026090	89330230	LD-3030	98039360	87253540	87253550	98039370	98039340
LS-3540G	98026030	87253580	87253590	98026090	89330230	LG-2530G	98039360	87253540	87253550	98039370	98039340
LS-4040G	98026030	87253580	87253590	98026090	89330230	LG-3030G	98039360	87253540	87253550	98039370	98039340
LS-5030G	98026030	87253580	87253590	98026090	89330230	LG-3035G	98039360	87253540	87253550	98039370	98039340
LH-5050	98026040	98044920	98044930	98026060	98026290	LG-3535G	98039360	87253540	87253550	98039370	98039340
LX-8030	98026080	87253640	87253650	98026060	98026140	LG-4030G	98039360	87253540	87253550	98039370	98039340

*When replacing V-seals, use Packing with Brass **Includes bolt, Washer, o-ring, teflon ring and ceramic plunger

LANDA G₃ Pump Repair Kits

LANDA®

Original Factory Direct Repair Kits. See above for kit selection chart. Individual parts are also available. See exploded view of pump for individual part numbers.



Valve Kit



Seal Kit



Packing w/Brass



Plunger Oil Seals



Ceramic Plunger Kit

Part No.	Kit Description
Valve Kit	
9.802-603.0	Valve Kit, LM, LT, LS Series
9.802-604.0	Valve Kit, LX5050
9.802-608.0	Valve Kit, LX8030, LX1025
9.803-936.0	Valve Kit, LE, LD, LG Series
Seal Kit	
8.725-358.0	Plunger Seals, 15mm, LS Series
8.725-360.0	Plunger Seals, 18mm, LM4035
8.916-487.0	Plunger Seals, 22mm, LT5030
8.725-354.0	Plunger Seals, 15mm, LE2020F, LE3525F, LD3030(H), LG Series
8.725-356.0	Plunger Seals, 18mm, LE2020S, LD4020
8.725-362.0	Plunger Seals, 20mm, LM5030
8.725-364.0	Plunger Seals, 25mm, LX8030, LX1025
8.916-488.0	Plunger Seals, 20mm LT Series
9.802-615.0	Plunger Seals, LX5050

Part No.	Kit Description
Packing w/Brass	
8.725-359.0	Complete Seal Packing, 15mm, LS Series
8.725-355.0	Complete Seal Packing, LE2020F, LE3525F, LD3030. LG Series
8.725-355.0	Complete Seal Packing, 15mm, LD3030H
8.725-357.0	Complete Seal Packing, 18mm, LE2020S, LD4020
8.725-361.0	Complete Seal Packing, 18mm, LM4035H
8.725-363.0	Complete Seal Packing, 20mm, LM4030, LM5030
8.725-365.0	Complete Seal Packing, 25mm, LX8030, LX1025
8.916-322.0	Complete Seal Packing, 20mm, LT Series
8.916-323.0	Complete Seal Packing, 22mm, LT5030
9.802-616.0	Complete Seal Packing, LX5050
Plunger Oil Seals	
9.802-606.0	Plunger Oil Seals, LM, LT, LS Series
9.802-609.0	Plunger Oil Seals, LS
9.803-937.0	Plunger Oil Seals, LE, LD, LG Series
Ceramic Plunger Kit*	
9.802-607.0	Plunger, 20mm, LT4035
9.802-611.0	Plunger, 22mm, LT5030
9.802-614.0	Plunger, 25mm, LX8030, LX1025
9.802-620.0	Plunger, 20mm, LM5030
8.933-023.0	Plunger, 15mm, LS Series
9.802-629.0	Plunger, 18mm, LM4035, LX5050
9.803-934.0	Plunger, 15mm, LE2020F, LE3525F, LD3030H, LD3030, LG srs
9.803-935.0	Plunger, 18mm, LE2020S, LD4020

*Includes bolt, Washer, o-ring, teflon ring and ceramic plunger

Interpump / General Pumps



Solid Shaft Pumps



8.702-620.0
Solid Shaft Pumps



8.702-635.0



8.702-703.0



8.702-741.0
TX Solid Shaft Pumps



8.702-768.0
Series "44" Solid Shaft Pumps

Part No.	Old No.	Interpump Model No.	GP Model No.	GPM	PSI	HP	RPM	Shaft Dia
8.702-618.0	102033*	W72	T721	2.2	1200	1.7	1450	24mm
8.702-620.0	102035*	W73	T731	3.0	1200	2.4	1450	24mm
9.802-358.0	102052	W99	T991	3.5	1500	3.5	1450	24mm
8.702-629.0	102048	WS92	TS921	4.75	1800	5.8	1450	24mm
8.702-625.0	102046	W92	T921	5.0	1700	5.8	1050	24mm
8.702-622.0	102042	WS82	TS821	5.6	1500	5.6	1450	24mm
8.702-636.0	102058	WS101	TS1011	4.0	2000	5.4	1450	24mm
8.702-635.0	102056	W101	T1011	4.5	2000	6.0	1125	24mm
8.702-646.0	102076	WS133	TS1331	3.5	2100	5.0	1450	24mm
8.702-645.0	102074	WS132	TS1321	4.75	2100	6.8	1450	24mm
8.702-643.0	102072	W132	T1321	5.5	2100	7.9	1150	24mm
8.702-650.0	102084	WS151	TS1511	4.0	2500	6.8	1450	24mm
8.702-649.0	102082	W151	T1511	4.5	2500	7.7	1125	24mm
8.702-655.0	102090	WS162	TS1621	4.75	2500	8.0	1450	24mm
8.702-654.0	102088	W162	T1621	5.0	2500	8.5	1050	24mm
8.702-665.0	102105	W201	T2011	4.5	3000	9.2	1125	24mm
8.702-667.0	102110	WS201	TS2011	4.0	3000	8.0	1450	24mm
8.702-669.0	102115**	WS202	TS2021	5.6	3500	11.3	1450	24mm
8.702-697.0	102157	W972	T9721	2.1	1000	1.5	1750	24mm
8.702-698.0	102162	W973	T9731	2.8	1100	2.0	1750	24mm
8.702-700.0	102167	W979	T9791	2.5	1100	2.0	1750	24mm
8.702-701.0	102170	W995	T9951	3.4	1300	3.0	1750	24mm
8.702-702.0	102174	W996	T9961	4.0	1100	3.0	1750	24mm
8.702-703.0	102176	W997	T9971	4.0	2000	5.0	1750	24mm
8.702-686.0	102135	W912	T9121	4.75	1500	5.0	1750	24mm
8.702-687.0	102140	W913	T9131	4.0	1900	5.0	1750	24mm
8.702-688.0	102145	W916	T9161	4.75	2300	7.5	1750	24mm
8.702-690.0	102150	W921	T9211	4.0	2900	7.5	1750	24mm
8.702-693.0	102152	W928	T9281	4.0	4000	11.0	1750	24mm
8.702-695.0	102154	T5050	T5050	5.0	5000	11.0	1845	24mm
8.702-661.0	102097	-	TT9111	3.0	1500	3.0	1750	24mm
8.702-630.0	102049	WW93	TT931	2.9	1500	3.0	2800	24mm
8.702-628.0	102047	WW94	TT941	3.43	1300	3.0	2800	24mm
8.702-685.0	102134	WW935	TT9351	3.5	2500	5.0	3400	24mm
8.702-663.0	102102	WW944	TT9441	4.4	2500	7.5	3400	24mm

*Duplex Pump, **Plated Head

TX Solid Shaft Pump



Part No.	Old No.	Model No.	GPM	PSI	HP	RPM	Shaft Dia
8.702-741.0	102282	TX1510S34	4	3000	8.2	3400	24MM

Series "44" (EZ Series) Solid Shaft Pumps



Part No.	Old No.	Interpump Model No.	GP Model No.	GPM	PSI	HP	RPM	Shaft Dia
8.702-766.0	102313	W956	EZ2536S	3.6	2500	6.0	1750	24mm
8.702-768.0	102317	W959	EZ2542S	4.2	2500	7.0	1750	24mm
8.702-773.0	102320	W186	EZ3040S	4.0	3000	8.0	3400	24mm
8.702-782.0	102333	-	EZ4040S34	4.0	4000	11.0	3400	24mm

NOTE: For Direct Drive Mounting of the above pumps. See flanges on page 100.

PUMPS & PUMP KITS

Interpump / General Pumps (continued)



8.702-740.0
TSF Pumps

TSF



Part No.	Old No.	Model No.	GPM	PSI	HP	RPM	Shaft Dia
8.702-740.0	102281	TSF2021	7	3600	17.3	1450	24MM
8.702-736.0	102277	TSF2221	10.2	3000	21	1750	24MM
8.702-737.0	102278	TSF2421	12	2500	20.5	1750	24MM



8.702-652.0
Large Frame
Solid Shaft Pumps

Large Frame Solid Shaft Pumps



Part No.	Old No.	Interpump Model No.	GP Model No.	GPM	PSI	HP	RPM	Shaft Dia
8.702-612.0	102004	W4A	T41A	12.0	900	7.2	650	35mm
8.702-640.0	102067	WS104	TS1041	8.0	1600	7.5	1450	35mm
8.702-652.0	102086	WS153	TS1531	8.0	2175	10.0	1450	35mm
8.702-648.0*	102079	WS135	TS1351	11.0	2000	15.0	1450	32mm
8.702-657.0	102092	W163	T1631	10.0	2500	17.0	1080	32mm
8.702-672.0	102120	W203	T2031	9.0	3000	18.2	1140	32mm
8.702-613.0	102006	W6	T61	17.0	1000	11.6	650	35mm
8.702-614.0	102008	W8	T81	21.0	1000	14.5	650	35mm
8.702-615.0	102012	W12	T121	35.0	1000	24.0	650	35mm
8.702-616.0	102015	W15	T151	43.0	1000	29.7	650	35mm
8.702-684.0	102133	W425	T4251	6.6	5800	25.0	1000	35mm

* Double headed pump



8.702-754.0
Solid Shaft Car
Wash Pumps

Solid Shaft Car Wash Pumps



Part No.	Old No.	Model No.	GPM	PSI	HP	RPM	Shaft Dia	Ship Wt (lbs)
8.702-754.0	102295	CW2040	5.0	2500	5.5	1250	24mm	30
8.702-752.0	102293	CW24	5.0	2500	8.6	1250	24mm	30
8.702-745.0	102286	CW3040	5.0	3000	8.3	1250	24mm	32
8.702-748.0	102289	CW81	20.0	1200	18.0	1000	35mm	92



8.702-711.0
Gas Hollow Shaft
Direct Drive Pumps

Gas Hollow Shaft Direct Drive



Part No.	Old No.	Interpump Model No.	GP Model No.	GPM	PSI	HP	RPM	Shaft Dia
8.702-711.0	102206	WW906G	TT9061G	2.1	1400	2.0	3400	3/4"
8.702-712.0	102208	WW907G	TT9071G	2.8	1500	2.8	3400	3/4"
8.702-682.0	102130		TT1540GBF	4.0	1500	5.5	3400	3/4"
8.702-673.0	102121		TT2028GBF	2.8	2000	5.0	3400	3/4"
8.702-674.0	102122		TT2035GBF	3.5	2000	6.5	3400	3/4"

Interpump / General Pumps (continued)



Hollow Shaft Direct Drive – Flanged for direct couple to electric motors



Part No.	Old No.	Interpump Model No.	GP Model No.	GPM	PSI	HP	RPM	Shaft Dia
8.702-708.0	102202	W905E	T9051E	2.1	1400	2.0	1750	5/8"
8.702-710.0	102204	WW906E	TT9061E	2.1	1400	2.0	3400	5/8"
8.702-713.0	102210	WW907E	TT9071E	2.8	1500	3.0	3400	5/8"
8.702-677.0	102125		TT9111EBF	3.0	1500	3.0	1750	5/8"
8.702-679.0	102126		TT2021EBF	2.1	2000	3.0	3400	5/8"
8.702-680.0	102127		TT2028EBF	2.8	2000	4.0	3400	5/8"
8.702-681.0	102129		TT2035EBF	3.5	2000	5.0	3400	3/4"



EZ Series Hollow Shaft Direct Drive – flanged for direct couple to gasoline engines



Part No.	Old No.	Interpump Model No.	GP Model No.	GPM	PSI	HP	RPM	Shaft Dia
8.702-765.0	102311	WW962EZG	EZ2545G	4.6	2500	7.9	3400	1"
8.702-762.0	102307	WW960EZG	EZ3035G	3.5	2500	6.0	3400	1"
8.702-764.0	102309	WW961EZG	EZ3040G	4.0	2500	6.8	3400	1"
8.702-776.0	102324		EZ4030G34	3.0	4000	10.0	3400	1"
8.702-778.0	102326		EZ4035G34	3.5	4000	10.0	3400	1"
8.702-779.0	102327		EZ4040G34	4.0	4000	11.0	3400	1"



EZ Series Hollow Shaft – flanged for direct couple to electric motors



Part No.	Old No.	Interpump Model No.	GP Model No.	GPM	PSI	HP	RPM	Shaft Dia
8.702-758.0	102301	W956EZE	EZ2536E	3.6	2500	6.2	1750	1-1/8"
8.702-759.0	102303	W959EZE	EZ2542E	4.2	2500	7.2	1750	1-1/8"
8.702-761.0	102305	W950EZE	EZ2545E	4.5	2500	7.9	3400	1-1/8"
8.702-760.0	102304	W953EZE	EZ2555E	5.5	2500	9.0	3400	1-1/8"

TX Series Hollow Shaft Direct Drive – flanged for direct couple to 184TC electric motor



Part No.	Old No.	Model No.	GPM	PSI	HP	RPM	Shaft Dia
8.702-784.0	102335	TX1810E179	3.2	2000	4.4	1750	1-1/8"
8.702-785.0	102336	TX1812E179	3.8	2000	5.2	1750	1-1/8"

Interpump / General Pump Kit Selection Chart

Use this selection chart below and on next page to find the correct repair kit for the specific Interpump / General Pump model.



Pump Model	Valves	Oil Seal Piston	Packings	Packing w/Brass	Ceramic	Valve Caps	Piston Bolts	Head Rings	Crank Oil Seal
TX1510534	Kit 123	Kit 159	Kit 160	Kit 166	104800	Kit 124	–	–	Kit 159
TX1810E179	Kit 123	Kit 159	Kit 161	Kit 167	104804	Kit 124	–	–	Kit 159
TX1812E179	Kit 123	Kit 159	Kit 161	Kit 167	104804	Kit 124	–	–	Kit 159
TSF2021	Kit 169	Kit 2	Kit 170	Kit 171	083900	–	–	–	Kit 3
TSF2221	Kit 169	Kit 2	Kit 172	Kit 173	107921	–	–	–	Kit 3
TSF2421	Kit 169	Kit 2	Kit 181	Kit 182	107923	–	–	–	Kit 3

PUMPS & PUMP KITS

Interpump / General Pump Kit Selection Chart (continued)



Use this selection chart below and on previous page to find the correct repair kit for the specific Interpump / General Pump model.

Pump Model	Valves	Oil Seal Piston	Packings	Packing w/Brass	Ceramic	Valve Caps	Piston Bolts	Head Rings	Crank Oil Seal
T9721	Kit 1	Kit 23	Kit 19	Kit 27	104809	Kit 4	Kit 6	Kit 21	104641
T9731	Kit 1	Kit 23	Kit 19	Kit 27	104809	Kit 4	Kit 6	Kit 21	104637
T731	Kit 1	Kit 23	Kit 19	Kit 27	104809	Kit 4	Kit 6	Kit 21	104641
T991	Kit 1	Kit 23	Kit 19	Kit 27	104809	Kit 4	Kit 6	Kit 21	104641
T9951	Kit 1	Kit 23	Kit 19	Kit 27	104809	Kit 4	Kit 6	Kit 21	104641
T9971	Kit 1	Kit 23	Kit 19	Kit 27	104809	Kit 4	Kit 6	Kit 21	104641
T921	Kit 1	Kit 2	Kit 148	Kit 29	104805	Kit 4	Kit 6	Kit 11	Kit 3
T1011	Kit 1	Kit 2	Kit 69	Kit 28	104803	Kit 4	Kit 6	Kit 7	Kit 3
T1321	Kit 1	Kit 2	Kit 148	Kit 29	104805	Kit 4	Kit 6	Kit 11	Kit 3
T9211	Kit 1	Kit 2	Kit 69	Kit 28	104803	Kit 5	Kit 6	Kit 7	Kit 3
T9281	Kit 1	Kit 2	Kit 109	Kit 112	104808	Kit 106	Kit 107	Kit 108	Kit 3
T4251	Kit 122	Kit 44	Kit 77	Kit 78	104810	–	–	Kit 7	Kit 32
T5050	Kit 150	Kit 2	Kit 109	Kit 151	104808	–	–	Kit 108	Kit 3
TS1021	Kit 1	Kit 2	Kit 69	Kit 28	104803	Kit 4	Kit 6	Kit 7	Kit 3
TS1011	Kit 1	Kit 2	Kit 69	Kit 28	104803	Kit 4	Kit 6	Kit 7	Kit 3
TS1041	Kit 62	Kit 37	Kit 69	Kit 82	104803		Kit 54	Kit 7	Kit 32
TS1321	Kit 1	Kit 2	Kit 148	Kit 29	104805	Kit 4	Kit 6	Kit 11	Kit 3
TS1511	Kit 1	Kit 2	Kit 69	Kit 28	104803	Kit 4	Kit 6	Kit 7	Kit 3
TS1531	Kit 62	Kit 37	Kit 69	Kit 82	104803		Kit 54	Kit 7	Kit 32
TS2011	Kit 1	Kit 2	Kit 69	Kit 28	104803	Kit 5	Kit 6	Kit 7	Kit 3
TS2021	Kit 1	Kit 2	Kit 69	Kit 28	104803	Kit 5	Kit 6	Kit 7	Kit 3
TT9111	Kit 1	Kit 83	Kit 141	Kit 140	104806	Kit 84	–	–	104641
TT941	Kit 1	Kit 83	Kit 97	Kit 96	083807	Kit 84	–	–	104641
TT9441	Kit 1	Kit 23	Kit 88	Kit 92	104800	Kit 4	–	–	104641
TT2028	Kit 1	Kit 83	Kit 97	Kit 96	083807	Kit 84	–	–	104637
TT2035	Kit 1	Kit 83	Kit 97	Kit 96	083807	Kit 84	–	–	104637
TT9061	Kit 1	Kit 83	Kit 97	Kit 96	083807	Kit 84	–	–	104637
TT9071	Kit 1	Kit 83	Kit 97	Kit 96	083807	Kit 84	–	–	104637
EZ2542E	Kit 123	Kit 23	Kit 127	Kit 131	104804	Kit 124	–	Kit 129	104649
EZ2545E	Kit 123	Kit 23	Kit 88	Kit 130	104800	Kit 124	–	Kit 90	104649
EZ3035G	Kit 123	Kit 23	Kit 88	Kit 130	104800	Kit 124	–	Kit 90	104649
EZ3040G	Kit 123	Kit 23	Kit 88	Kit 130	104800	Kit 124	–	Kit 90	104649
EZ3040S	Kit 123	Kit 23	Kit 88	Kit 130	104800	Kit 124	–	Kit 90	104644
T9051EBF	Kit 1	Kit 83	Kit 97	Kit 96	104800	Kit 84	–	–	104644
EZ2542S	Kit 123	Kit 23	Kit 127	Kit 131	104804	Kit 124	–	Kit 129	104644
EZ3042S	Kit 123	Kit 23	Kit 127	Kit 131	104804	Kit 124	–	Kit 129	104644
EZ4040S34	Kit 123	Kit 23	Kit 153	Kit 156	104812	Kit 124	–	Kit 155	104644
EZ3030G34	Kit 123	Kit 23	Kit 88	Kit 130	104800	Kit 124	–	Kit 90	104649
EZ3045G	Kit 123	Kit 23	Kit 88	Kit 130	104800	Kit 124	–	Kit 90	104649
EZ4035G34	Kit 123	Kit 23	Kit 153	Kit 156	104812	Kit 124	–	Kit 155	104649
TS1331-B	Kit 1	Kit 2	Kit 69	Kit 28	104803	Kit 4	Kit 6	Kit 7	Kit 3
T1631	Kit 1	Kit 24	Kit 148	Kit 28	104805	Kit 4	Kit 6	Kit 11	–
CW1012	Kit 62	Kit 37	Kit 113	Kit 67	104813	–	Kit 74	Kit 65	Kit 32

Genuine Interpump / General Pump Kits

We stock a complete selection of original Interpump / General Pump repair kits. See previous page for our kit selection chart.

- Complete selection of repair kits
- See page 97 for our AP version of these kits for a lower cost alternative.



Part No.	Old No.	Kit No.	Part No.	Old No.	Kit No.	Part No.	Old No.	Kit No.
8.702-798.0	103001G	Kit1, Valve	8.702-847.0	103058B	Kit58, K5 Maint.	8.702-901.0	103110B	Kit110, 16mm Intermed. Ring
8.702-800.0	103002B	Kit2, Piston Rod Oil Seal	8.702-849.0	103060B	Kit60, K5 Complete Reblid	8.702-902.0	103111B	Kit111, Packing Retainer, 16mm Pump T9281
8.702-801.0	103003B	Kit3, Crankshaft Oil Seal	8.702-850.0	103061B	Kit61, K3 Complete Reblid	8.702-903.0	103112B	Kit112, 16mm Packing Assy
8.702-802.0	103004B	Kit4, Valve Cap	8.702-851.0	103062B	Kit62, Valve	8.702-904.0	103113B	Kit113, Packing Assy
8.702-803.0	103005B	Kit5, Valve Cap	8.702-852.0	103063B	Kit63 30mm Packing	8.702-908.0	103118B	Kit118, Packing
8.702-805.0	103006B	Kit6, Piston Bolt	8.702-853.0	103064B	Kit64, Packing with Intermed. Rings	8.702-909.0	103119B	Kit119, Packing
8.702-806.0	103007B	Kit7, Head Ring	8.702-854.0	103065B	Kit65 30MM Head Ring	8.702-910.0	103120B	Kit120, Unloader
8.702-116.0	103008B	Kit8HP old style 20mm Packing	8.702-855.0	103066B	Kit66 Packing Spacer	8.702-912.0	103122B	Kit122, Valves
8.702-115.0	1-0008 103008LP	Kit8, new style Packing Kit	8.702-856.0	103067B	Kit67, 30mm Packing Assy	8.702-913.0	103123B	Kit123, Valve EZ3040
8.900-444.0	103009X	Kit9 Packing Spacer	8.702-857.0	103069NB	Kit69, 20mm Packing w/Restop	8.702-914.0	103124B	Kit124, Valve Cap and O-Ring for EZ Pump
8.702-809.0	103010B	Kit10, Retainer 20mm Packing	8.702-858.0	103070B	Kit70, K7 Maint.	8.702-915.0	103125B	Kit125, EZ Pump
8.702-810.0	103011B	Kit11, 22mm Head Ring	8.702-859.0	103071B	Kit71, Intermed. Ring w/Restop	8.702-916.0	103126B	Kit126, EZ Pump
8.702-811.0	103012B	Kit12, 22mm Packing	8.702-860.0	103072B	Kit72, Maint. Kit	8.702-917.0	103127B	Kit127, Packing EZ2542S
8.702-812.0	103014B	Kit14, Retainer 22mm Packing	8.702-861.0	103074B	Kit74, Piston Bolt	8.702-919.0	103129B	Kit129, Head Ring EZ Series
8.702-813.0	103015B	Kit15 Packing Adapter	8.702-864.0	103077B	Kit77, 20mm Packing w/Restop	8.702-920.0	103130B	Kit 130 Packing Complete
8.702-814.0	103016B	Kit16, 24mm Packing	8.702-868.0	103079NB	Kit79, 45mm Pckng w/Restop	8.702-921.0	103131B	Kit131, EZ Pump
8.702-815.0	103017B	Kit17, 24mm Intermed. Ring	8.900-484.0	103080B	Kit80, 45mm Packing Assy	8.702-923.0	103134B	Kit134 Valve TH Pump
8.702-816.0	103018B	Kit18 Packing Retainer	8.702-870.0	103081B	Kit81 Intermed. Ring	8.702-928.0	103140B	Kit140, Packing Assembly, T9111
8.702-817.0	103019B	Kit19, 20mm HP Packing	8.702-872.0	103083B	Kit83, Oil Seal	8.702-929.0	103141B	Kit141, General
8.702-818.0	103019NB	Kit19 new style	8.702-873.0	103084B	Kit84, Valve Cap	8.702-930.0	103148B	Kit148 22mm Packing
8.702-820.0	103020B	Kit20, 20mm Intermed. Ring	8.702-874.0	103085B	Kit85 Complete Packing	8.702-931.0	103149B	Kit149, Ring Intermediate
8.702-821.0	103021B	Kit21, 20mm Head Ring	8.702-875.0	103086B	Kit86 Packing Retainer	8.702-932.0	103150B	Kit150, Valve General T5050
8.702-822.0	103022B	Kit22, 20mm Packing Retainer	8.702-876.0	103087B	Kit87, Packing	8.702-933.0	103151B	Kit151 Packing Retainer
8.702-823.0	103023B	Kit23, Piston Rod Oil Seal	8.702-877.0	103088NB	Kit88, Packing EZ3040G	8.702-934.0	103153B	Kit153, Packing Kit
8.702-824.0	103024B	Kit24, Piston Rod Oil Seal	8.702-878.0	103089B	Kit89 Intermed. Ring	8.702-936.0	103156B	Kit156 13mm Packing
8.702-825.0	103026B	Kit26, Piston Bolt	8.702-879.0	103090B	Kit90, Head Ring	8.702-937.0	103159B	Kit159 Oil Seal
8.702-826.0	103027B	Kit27, 20mm Packing Assy	8.702-880.0	103091B	Kit91 Packing Retainer	8.702-938.0	103160B	Kit160 Short Packing
8.702-829.0	103028NB	Kit28, 20mm Packing Assy	8.702-882.0	103092NB	Kit92, Piston Seal	8.702-939.0	103161B	Kit161 Packings
8.702-830.0	103029NB	Kit29, 22mm Packing Assy	8.702-883.0	103093B	Kit93 Control Set W2	8.702-940.0	103162B	Kit162 Packings
8.702-831.0	103030B	Kit30, 24mm Packing Assy	8.702-884.0	103094B	Kit94, Control Set	9.841-673.0	103163B	Kit163 Seal Retainer
8.702-833.0	103032B	Kit32, Crankshaft Oil Seal	8.702-885.0	103095B	Kit95, KR Unloader	8.702-941.0	103164B	Kit164 Int Ring
8.702-834.0	103037B	Kit37, Piston Rod Oil Seal	8.702-886.0	103096B	Kit96 Packing Assy	9.841-638.0	103165B	Kit165 Int Ring
8.702-836.0	103038NB	Kit38, 36mm Packing	8.702-887.0	103097B	Kit97, Packing	8.702-942.0	103166B	Kit166 Long Kit1
8.702-838.0	103041B	Kit41 Packing Adapter	8.702-888.0	103098B	Kit98, ZKW1 Maint.	8.702-943.0	103167B	Kit167 Packing Assy
8.702-840.0	103044B	Kit44, Piston Rod Oil Seal	8.702-961.0	103220B	Kit100, Hot Kit 190° Water (Replaces Kits #1 & #28)	8.702-945.0	103169B	Kit169 Valve Kit
8.702-843.0	103050B	Kit50, Valve Kit	8.702-893.0	103102B	Kit102 Unloader Maint.	8.702-946.0	103170B	Kit170LP Seal Kit & HP Seal
8.702-844.0	103051B	Kit51, Timax Maintenance	8.702-896.0	103105B	Kit105, P10 Maint.	8.702-947.0	103171B	Kit171 Packings
			8.702-897.0	103106B	Kit106, Valve Cap	8.702-948.0	103172B	Kit172 Low/High Packing
			8.702-898.0	103107B	Kit107, Piston Bolt Pump T9281	8.702-949.0	103173B	Kit173 Packings
			8.702-899.0	103108B	Kit108, Head Ring for T-9281	8.702-954.0	103181B	Kit181 LP Seal Kit & HP Seal
			8.702-900.0	103109NB	Kit109, 16 mm Packing New	8.702-955.0	103182B	Kit182 Packings
						8.702-958.0	103201B	Kit201 Valve Kit

PUMPS & PUMP KITS

Legacy Pump



Legacy

Part No.	Shaft	GPM	PSI	RPM
8.920-004.0	3/4"	2.6	3000	3400

NOTE: Can be used to replace Comet pumps listed on page 96

AR Triplex Ceramic Plunger Pumps

**ANNOVI
REVERBERI**



8.702-585.0

Direct Drive Gas Engine Flanged Models

Part No.	Old No.	Model No.	GPM	PSI	BHP	RPM	Shaft Dia	Weight (lbs)
8.702-552.0	101804	XTV3G16D-F7	3.0	1600	3.0	3400	3/4"	10
8.702-494.0	101701	XTV3G22D-F7	3.0	2200	4.5	3400	3/4"	11
8.702-501.0	101718	XMV25G26D-F25	2.5	2600	5.0	3400	3/4"	19
8.702-498.0	101711	XMV3G30D-F24	3.0	3000	6.0	3400	1"	19
8.702-495.0	101702	XMV3G25D-F25	3.0	2500	5.0	3400	3/4"	19
8.702-546.0	101796	XMV35G25D-F24	3.5	2500	5.5	3400	1"	19
8.702-542.0	101792	XMV35G25D-F25	3.5	2500	5.5	3400	3/4"	19
8.702-547.0	101797	XMV4G30D-F24	3.8	3000	7.5	3400	1"	19
8.702-585.0	101865	RKV35G30AD-F24	3.5	3000	5.0	3400	1"	21
8.702-586.0	101866	RKV4G30AD-F24	4.0	3000	7.5	3400	1"	21
8.702-587.0	101867	RKV4G32D-F24	4.0	3200	8.5	3400	1"	21
8.702-588.0	101868	RKV4G35HD-F24	4.0	3500	10.0	3400	1"	21

**ANNOVI
REVERBERI**

Solid Shaft Models

Part No.	Old No.	Model No.	GPM	PSI	BHP	RPM	Shaft Dia	Weight (lbs)
8.702-506.0	101731	XTA3G22N	3.0	2200	4.5	1750	24mm	11
8.702-507.0	101734	XTA3G19N	3.0	1900	4.0	1750	24mm	11
8.715-307.0	101780	XMA3.5G25N	3.5	2500	5.5	1750	24mm	18
8.702-590.0	101870	RKA4G20N	4.0	2000	5.0	1750	24mm	19
8.702-593.0	101873	RKA4G30N	4.0	3000	7.5	1750	24mm	19
8.702-595.0	101875	RKA4G35N	4.0	3500	10.0	1750	24mm	19
8.702-597.0	101877	RKA4G40HN	4.0	4000	11.0	1750	24mm	21
8.702-520.0	101765	XW2128N	5.5	4060	15.0	1450	24mm	34
8.702-513.0	101750	XW2623	6.87	3400	15.0	1450	24mm	34

**ANNOVI
REVERBERI**

Direct Drive Electric Flanged Models

Part No.	Old No.	Model No.	GPM	PSI	BHP	RPM	Shaft Dia	Weight (lbs)
8.702-504.0	101730	XTA2G15E	2.1	1500	2.0	1750	5/8"	9
8.702-550.0	101801	XTV2G15EBA-F8	2.1	1500	2.0	3400	5/8"	10
8.702-551.0	101803	XTV3G16E-F8	3.0	1600	3.0	3400	5/8"	10
8.702-508.0	101737	XTV3G20E-F8	3.0	2000	4.0	3400	5/8"	11
8.702-500.0	101717	XTV3G22E-F8	3.0	2200	4.5	3400	5/8"	11
8.702-515.0	101756	XTA3G22E-F8	3.0	2200	4.5	1750	5/8"	11
8.702-514.0	101755	XTA3G16EBA-F8	3.0	1600	3.0	1750	5/8"	10
8.702-591.0	101871	RKA4G20E-F17	4.0	2000	5.0	1750	1-1/8"	21
8.702-592.0	101872	RKA4G30E-F17	4.0	3000	7.5	1750	1-1/8"	21



8.702-531.0



8.702-504.0

AR Pump Repair Kit Selection Chart

Use the following chart to find AR Repair Kits by pump model number. See next page for AR kit pricing. We also stock a broad selection of non-kit AR repair parts.



Pump Model	Water Seals	Check Valves	Oil Seals	Piston Kit	Piston Guide	Support Rings	Hot Kit
XJV	AR002798	AR001864	AR002797	AR002796	AR1980180 ea	AR1980190 ea	NA
XJW	AR002800	AR001864	AR002797	AR002796	AR1980180 ea	AR1980190 ea	NA
XT-15MM	AR001866	AR001864	AR001872-N ver	AR002628	AR1260151 ea	AR1520120 ea	AR002029-V AR002725-H/D
XT-18MM	AR001874	AR001864	AR001872-N ver	AR002629	AR1260450 ea	AR1320340 ea	AR002030-V AR002726-H/D
XTA-15MM	AR001866	AR001864	AR001860-E ver	AR002628	AR1260151 ea	AR1520120 ea	AR002029-V
XTA-18MM	AR001874	AR001864	AR001860-E ver	AR002629	AR1260450 ea	AR1320340 ea	AR002030-V
XTV	AR001866	AR001864	AR001860-D, E ver AR001872-N ver	AR002628	AR1260151 ea	AR1520120 ea	AR002029-V AR002725-H/D
XM-15MM	AR002741	AR001864	AR002786-N ver	AR002544	AR1780090 ea F	AR002740 AR1780100 ea R	AR002776
XM-18MM	AR002747	AR001864	AR002786-N ver	AR002545	AR1780110 ea F	AR002745 AR1780120 ea R	AR002777
XMA-15MM	AR002741	AR001864	AR002786-N ver	AR002544	AR1780090 ea F	AR002740 AR1780100 ea R	AR002776
XMA-18MM	AR002747	AR001864	AR002786-N ver	AR002545 AR002787-E ver	AR1780110 ea F	AR002745 AR1780120 ea R	AR002777
AR002776	XMV	AR002741	AR001864	AR002786-N ver	AR002544 AR002787-D ver	AR1780090 ea F	AR002740 AR1780100 ea R
XRC-18MM	AR001857	AR001828	AR001855- N ver	AR002546	AR1380090 ea	AR001829	AR002809
XRC-20MM	AR001887	AR001828	AR001855- N ver	AR002547	AR1380150 ea	AR001815	AR002810
XRCA-18MM	AR001857	AR001828	AR001855- N ver	AR002546 AR001856-E ver	AR1380090 ea	AR001829	AR002809
XRCA-20MM	AR001887	AR001828	AR001855- N ver	AR002547 AR001856-E ver	AR1380150 ea	AR001815	AR002810
XRCV	AR001857	AR001828	AR001856-D, E ver	AR002546	AR1380090 ea	AR001829	AR002809
RK-18MM	AR001857	AR002864	AR001855-N ver	AR002546	AR1380090 ea	AR001829	AR002809
RK-20MM	AR001887	AR002864	AR001855-N ver	AR002547	AR1380150 ea	AR001815	AR002810
RKA-18MM	AR001857	AR002864	AR001855-N ver	AR002546	AR1380090 ea	AR001829	AR002809
RKA-20MM	AR001887	AR002864	AR001855-N ver	AR002547	AR1380150 ea	AR001815	AR002810
RKV	AR001857	AR001828	AR001856	AR002546	AR1380090 ea	AR001829	AR002809
XW-20MM	AR002782	AR002780	AR002781	AR002650	AR002784	NA	AR002778
XW-22MM	AR002783	AR002780	AR002781	AR001891	AR002785	NA	AR002779
XWA-20MM	AR002782	AR002780	AR002781	AR002650	AR002784	NA	AR002778
XWA-22MM	AR002783	AR002780	AR002781	AR001891	AR002785	NA	AR002779
SXW-18MM	AR002874	AR002871	AR002873	AR002548	AR002875	NA	NA

PUMPS & PUMP KITS

AR Pump Kits



Original Factory Direct Repair Kits. See previous page for kit selection chart. Don't see what you're looking for? Give us a call. We stock a broad selection of AR replacement parts. AR piston kits contain all that you need to repair broken pistons. O-rings, washers, nuts, plungers...YOU GET IT ALL!



Part No.	Old No.	Kit Description	Part No.	Old No.	Kit Description
8.720-573.0	AR001804	Packing	8.720-606.0	AR001887	Water Seals
8.720-574.0	AR001805	Packing, 20mm	8.720-611.0	AR002031	Viton Seal, XRA
8.740-118.0	AR001806	Pump	8.720-612.0	AR002043	Oil Seal
8.720-575.0	AR001815	Piston	8.720-613.0	AR002044	Seal
8.720-578.0	AR001825	Valve Kit	8.720-632.0	AR002544	Piston, XM*
8.720-579.0	AR001826	Piston Bolt	8.720-633.0	AR002546	Piston XRCAXRCV
8.720-581.0	AR001828	Valve	8.720-643.0	AR002624	Seal
8.720-582.0	AR001829	Ring, Support XRA/XRV*	8.720-644.0	AR002628	AR Piston #2628
8.720-583.0	AR001830	Repair, AR 2882 O-Rings Only	8.720-649.0	AR002697	Repair, Combi-Set
8.720-585.0	AR001842	Piston,XRA/XRV*	8.720-651.0	AR002740	Support Ring, XM*
8.720-586.0	AR001843	Piston, XRA, XR	8.720-652.0	AR002741	Water Seal, XM*
8.720-592.0	AR001855	Oil Seal, XRA*	8.720-655.0	AR002747	Packing XMA* 18MM
8.720-593.0	AR001856	Oil Seal, XRV	8.720-658.0	AR002776	Hot/Dry Cup
8.720-594.0	AR001857	Packing XRA/XRV*	8.720-661.0	AR002780	Valve XWA8G30N-SX
8.720-596.0	AR001860	Seal, Oil, XTV*	8.720-662.0	AR002781	Seal XWA8G30N-SX
8.720-597.0	AR001864	Valve Kit	8.720-663.0	AR002782	Piston Seal, XWA8G30N-SX
8.720-598.0	AR001865	Oil Seal	8.720-665.0	AR002784	Piston Guide, XWA8G30N-SX
8.720-599.0	AR001866	Water Seals	8.720-667.0	AR002786	Oil Seals XMA35G25N
8.720-601.0	AR001869	Repair Unloader	8.720-668.0	AR002787	Oil Seals
8.720-602.0	AR001872	Oil Seal	8.720-684.0	AR002864	Valve Kit, RK*
8.720-603.0	AR001873	Oil Seal Kit Cmplt			
8.720-604.0	AR001874	Packing			

*Series

*Series

Comet Pumps & Pump Kits



For use in homeowner or light commercial duty pressure Washer.

- One piece bronze connection rods
- Built in unloader
- Increased surface area for lower operating temperatures
- Ultra high pressure head



Part No.	Old No.	Model No.	GPM	PSI	RPM	Shaft Dia
9.802-357.0	5-2107	AXD 2020 E	1.9	2000	3400	3/4"
8.702-576.0	101850	AXD 3020 G	2.75	2000	3400	3/4"
8.715-286.0	830160	AXD 2427 G	2.5	2700	3400	3/4"
8.750-238.0		BXD 2020 E	1.9	2000	3400	3/4"

Comet kits and parts are available for any Comet model. Call with model number for quick and accurate service.



Part No.	Old No.	Model No.
8.721-902.0	CT0202002000	Piston 15MM FWD
8.721-903.0	CT0202002200	Piston 18MM FWD
8.718-556.0	CT5019003500	Seal Kit LWD HP
8.721-979.0	CT5019003800	Packing Kit FWS / FWD
8.721-985.0	CT5019004500	Seal Kit Oil LW Series Hollow
8.721-986.0	CT5019006400	Seal Kit ZWD4030G
8.721-987.0	CT5019006500	Seal Kit Hollow Shaft Pumps
8.721-989.0	CT5019007800	Seal Kit AXD2020
8.721-988.0	CT5019007700	Seal Kit AXD3020
8.750-711.0		Seal Kit BXD2020 E
8.721-996.0	CT5025001100	Valve Kit ZWD / FWS / FWD / HW / FW / LW
8.721-997.0	CT5025001400	Valve Kit AXD 3020
8.725-562.0		Valve Kit BXD2020

Ceramic Plungers



Precision ground, high polish, solid ceramic plungers, designed for long life even under constant use.

Part No.	Old No.	General Pump Part No.	Size
8.703-185.0	104798	51040109	18mm
8.703-187.0	104800	52040009	15mm, EZ Series
8.703-188.0	104801	46040009	For W50 Pump
8.703-189.0	104802	76040056	30mm
8.703-190.0	104803	47040409	20mm
8.703-191.0	104804	44040109	18mm, EZ Series
8.703-192.0	104805	47040509	22mm
8.900-575.0	104806	51040166	18mm, TP Series
8.703-193.0	104807	47040609	24mm Solid, Ceramic
8.703-194.0	104808	47040856	16mm, 47 Series
8.703-195.0	104809	50040409	20mm, T Series 49
8.703-196.0	104810	61040056	20mm, 76 & 77 Series
8.703-197.0	104811	69040009	36mm
8.703-198.0	104812	44040266	13mm, EZ Series
8.703-199.0	104813	69040109	30mm
8.703-200.0	104815	76040209	45mm
8.703-767.0	107921	66040109	22mm, TSF2221
8.703-768.0	107923	66040409	24mm

Packing & Seal Kits

UPC, General Pump and Interpump Replacement Kits



Time-tested Quality Parts Meet or Exceed Factory Specifications

Part No.	Old No.	Description
8.900-438.0	103001X	Kit 1, Check Valve
8.900-440.0	103002X	Kit 2, Oil Seal
8.900-441.0	103003X	Kit 3, Crankshaft Oil Seal
8.900-442.0	103008LPX	Kit 8, New Style packing Kit
8.900-443.0	103008X*	Kit 8, V-Packing
8.900-444.0	103009X*	Kit 9, Intermed Packing
8.900-447.0	103012X*	Kit 12, V-Packing
8.900-456.0	103019X*	Kit 19, V-Packing
8.900-463.0	103023X	Kit 23, Crankcase Oil Seal
8.900-464.0	103024X	Kit 24, Crankcase Oil Seal
8.900-466.0	103027X*	Kit 27, Plunger Repair
8.900-468.0	103028X*	Kit 28, Plunger Repair
8.900-471.0	103029X*	Kit 29, Plunger Repair
8.900-476.0	103037X	Kit 37, Oil Seal
8.900-485.0	103083X	Kit 83, Oil Seal
8.900-488.0	103087X	Kit 87, V-Packing
8.900-492.0	103097X	Kit 97, Packing

*These are old style kits to replace components in Interpump/General pumps with two brown Buna-V packings; (pumps built before the change was made to restop ring and black low-pressure seals.)

Piston Pumps



8.702-156.0

- Cast iron body
- Stainless steel check valves
- Complete with base or torque arm
- Buna cups
- 140° max temp except 5321
- 180° max temp. 5321
- 1/2 NPT Ports

Part No.	Old No.	Hypro	GPM	PSI	RPM
Solid Shaft					
8.702-155.0	100314	5315	1.5	500	1750
8.702-158.0	100319	5320	2.0	500	1750
8.702-161.0	100322	5321	2.2	1000	1750
8.702-163.0	100325	5324	2.9	800	1750
8.702-167.0	100331	5330	3	500	1750
Hollow Shaft					
8.702-156.0	100315	5315	1.5	500	1750
8.702-157.0	100316*	5315	1.5	500	1750
8.702-159.0	100320	5320	2.0	500	1750
8.702-160.0	100321	5321	2.2	1000	1750
8.702-162.0	100324	5324	2.9	800	1750
8.702-164.0	100326	5325	2.5	500	1750
8.702-166.0	100330	5330	3.0	500	1750
8.702-146.0	100301	Injector Head 5320/5330 Pump			
8.702-152.0	100306	Injector Head 5321/5324 Pump			

*100316 Has Teflon Seals

Pump Parts & Tools



For 5300 series pump.



Piston Repair Kit Valve Seat Tools Valve Cage Tools

- A necessity for working on 5300 series pumps
- Rugged construction

Part No.	Old No.	Description
8.722-629.0	H34300010	Piston Repair Kit (Model 5320 pump)
8.722-634.0	H34300144	Piston Repair Kit (Model 5321 pump)
8.722-641.0	H34300197	Check Valve Kit (All 5300 Pumps)
8.712-510.0	449052	Valve Cage Tool
8.712-512.0	449071	Valve Seat Tool

NOTE: Piston Repair Kits have Buna seal

Jetter Pulse Valves



Replaces valve cap to create pulsation action, to move nozzle in pipe cleaning applications.

Part No.	Old No.	Description
8.712-248.0	410316	For EZ Pumps
8.712-249.0	410317	For 47 Series Pumps
8.712-250.0	410318	For TT Pumps

PUMPS & PUMP KITS

Accumulator by Interpump



Pulse Dampener.



- 3/4" MPT connector
- 10 GPM max flow
- 1350 PSI max pressure
- Weight 1 lb

Part No.	Old No.	Description
8.711-148.0	381110	Accumulator

Accumulator - Pulse Dampener



- Max Temp - 180°F
- Precharge Pressure 580 PSI

8.711-145.0

8.711-147.0

Part No.	Old No.	Working PSI	Capacity	Inlet
8.711-145.0	381102	3100	21.4 CU"	1/2"F
8.711-146.0	381103	3100	6.1 CU"	3/8"F
8.711-147.0	381104	4400	2.5 CU"	3/8"F

Packing Extractor

Virtually Unbreakable Sockets will pull Packings from Interpump, General and other brand pumps.

Easy to Use: Slide-Hammer (shown below) attaches to Slotted Socket—which expands inside the Packing Gland. The Slide Hammer then pops the Packing Gland Brass out of the Head to facilitate easy seal repairs without damage to Brass Support Rings.



Part No.	Old No.	Description
----------	---------	-------------

Slide Hammer

8.712-513.0 449299 Hammer Only

Sockets for Regular Slide Hammer

8.712-516.0 449302 18mm Socket

8.712-515.0 449301 15mm Socket

8.712-517.0 449303 20mm Socket

8.712-518.0 449304 22mm Socket

8.712-520.0 449307 25mm Socket

Large Slide Hammer

8.712-521.0 449309 Large Slide Hammer

Sockets for Large Slide Hammer

8.712-523.0 449311 30mm Socket

8.712-524.0 449312 38mm Socket

8.712-525.0 449313 45mm Socket

Interpump Packing Extractor Tool



Expansion Tool inserts into Packing Gland to remove lodged Packing Components.



Part No.	Old No.	Description
8.712-522.0	449310	Extractor (only)

Expansion Sockets for Extractor Above

8.712-526.0 449315 15mm (Ref Kit 86 & 97)

8.712-528.0 449320 20mm (Ref Kit 8 & 19)

8.712-529.0 449322 22mm (Ref Kit 12)

8.712-530.0 449324 24mm (Ref Kit 16)

NOTE: 15mm Expansion Sockets also fit Admiral Pump W-Series pumps.

O-Ring Tool

Indispensable for Pump Repair. Excellent for removing O-rings, seals, etc.

- 6" long dental pick
- Stainless steel
- Knurled handle
- Double-end



Part No.	Old No.	Description
8.707-467.0	249737	Dental Pick
9.802-568.0	959260	Pliers, Seal Extractor

V-Packing Insertion Tool Kit



Contains Inserting Tools for installing 20mm, 22mm and 24mm V-Packings in the Packing Gland. Prevents damaged sealing surfaces.

Part No.	Old No.	Description
8.712-519.0	449305	V-Packing Kit

Landa Pump Oil

LANDA



Formulated to exceed the factory specifications for LANDA, Admiral, AR, Interpump, General and other high pressure pumps.

Part No.	Old No.	Description
8.906-101.0	90-8006	32 oz Landa Pump Oil

Pump Oil



Formulated to meet the factory specifications for Interpumps, General Pumps and other high pressure pumps.

Part No.	Old No.	Description
8.901-077.0	112055	Pump Oil (quart)
8.901-080.0	112075	Case Lot (qty 12)

Pump Lube



- A premium quality lubricating oil fortified with additives to reduce friction, foaming & corrosion
- Excellent for use in CAT PUMPS and other fine precision machinery

Part No.	Old No.	Description
8.901-078.0	112056	Pump Lube (quart)
8.901-081.0	112076	Case Lot (qty 12)

"Inter-Lube-Red" Gear Lube



Inter-Lube Red Gear Lube is a multi-viscosity SAE 80W 90 lubricant with anti-friction, anti-foaming and corrosion inhibitor additives. Use in Admiral Geared Speed Reducers and Interpump/General RS99, RS151, PTO as well as other High Speed Gear Boxes.

Part No.	Old No.	Description
8.901-076.0	112052X	Interlube (quart)
8.901-079.0	112072X	Case Lot (qty 12)

Complete Pump Extraction Kit



- 13mm - 24mm in a carrying case
- Slide hammer
- 13mm, 15mm, 18mm, 20mm, 22mm and 24mm sockets

Part No.	Description
8.723-619.0	Extraction Kit

Geared Reduction for Landa LD Pumps

LANDA®



8.749-922.0



8.749-924.0

Part No.	Engine Shaft	Pump Shaft	Weight	Gear Ratio	Engine Power
B5					
8.749-922.0	3/4 in.	24 mm	74.1 oz.	2.3:1	6.5 HP
B10					
8.749-923.0	1 in.	24 mm	193.3 oz.	2.176:1	7-10 HP
B18					
8.715-342.0	1 in.	24 mm	139.3 oz.	2.176:1	11-18 HP
8.749-924.0	1-1/8 in.	24 mm	139.3 oz.	2.176:1	11-18 HP
8.749-925.0	0.984 in.	24 mm	139.3 oz.	2.176:1	11-18 HP
8.715-344.0	1 in.	25 mm	139.3 oz.	2.176:1	11-18 HP
B18H					
8.749-926.0	1 in.	24 mm	155.2 oz.	2.176:1	11-18 HP

Geared Reduction

Legacy

Specifically designed for Legacy and Admiral pumps



- Engine-to-Pump drive units
- 2.1 to 1 reduction ratio (3675 Eng. RPM=1750 Pump RPM)
- Engine shaft size = 1" or 1-1/8"
- Pump shaft size = 24mm or 30mm

Part No.	Old No.	Description
8.710-332.0	349120	24mm Pump x 1" Engine
8.710-333.0	349121	30mm Pump x 1" Engine
8.710-334.0	349122	30mm Pump x 1-1/8" Engine

Geared Reduction



Fits: Admiral - Interpump - AR - Comet - Udor - Hawk



- Engine-to-Pump drive units
- 2.18 to 1 reducer
- For 11-18 HP Gasoline Engine
- For pumps with a 24mm shaft

Part No.	Old No.	Description
8.710-335.0	349130	1" Engine Shaft
8.710-336.0	349131	1-1/8" Engine Shaft

PTO Geared Multiplier



- 1 to 1.9 speed multiplier
- 1-3/8" splined shaft (same shaft as standard tractor PTO)
- 540 RPM PTO speed multiplied to 1026 RPM at pump shaft
- For pumps with a 24mm shaft

Part No.	Old No.	Description
8.710-319.0	349005	Gear Multiplier

Anti-Seize Compound

Recommended for All Metal to Metal Power Drive Assemblies – Facilitates Removal After Use.



- Copper - Graphite or Nickel
- Copper - Graphite High torque for high temperature to 1800°F
- Nickel continues to work up to 2400°F
- Stops rust, galling & seizure on pulley/shaft or gear/shaft interfaces

Part No.	Old No.	Description
8.704-638.0	112299	Blister Pack (1 appl) copper - graphite
8.704-641.0	112305	8 oz Brush Top Can - nickel

Geared Reduction Units Interpump / General



For use with 1450 RPM Interpump, General Pumps and Admiral A-W99

- RS99** – 2.4:1 Gear Reduction (3480 Eng. RPM = 1450 RPM Pump)
For 3-5 HP Briggs, Honda-Tecumseh-Kohler with 3/4" shaft
- RS151** – 2.2:1 Gear Reduction (3190 eng. RPM = 1450 RPM pump)
For 7-18 HP Briggs, Honda engines with 1" or 1-1/8" shaft (must specify)
Use with the appropriate size: "WS" series Interpump, "TS" series General pump



8.710-321.0

- Eliminates belts, pulleys & belt guards
- Engine-to-Pump drive units
- Improve efficiency



8.710-322.0

Part No.	Old No.	Engine Shaft
RS-99		
8.710-321.0	349009	3/4"
RS-151		
8.710-322.0	349011	1"
8.710-324.0	349013	1-1/8"

PUMPS & PUMP KITS

Flanges

Direct Attachment of Interpump/General Pumps to NEMA Standard C-Face Motors.



Part No.	Old No.	NEMA Frame	Pump Frame Size
8.709-613.0	336020	56/145TC	W973
8.709-615.0	336024	184TC*	W995
8.709-616.0	336025	215TC**	W913
8.709-870.0	339120	8-13 HP(G)	WW161

*W995/GD
**W913/GM

Flex Couplers

24mm Pump Shaft Couplers. Direct Drive Flex Coupling
24mm Interpump/General & Admiral XLS Series Pumps to NEMA Standard Motor Shafts.



2-Piece Coupler

Part No.	Old No.	NEMA Frame	Drive Shaft
2-Piece Coupler			
8.709-617.0	336028	56 A	5/8"
8.709-619.0	336030	145 T	7/8"
8.709-621.0	336032	184 T	1-1/8"
8.709-624.0	336036	215 T	1-3/8"
8.709-869.0	339112A	Gas (Aluminum)	1"
8.701-262.0	080320	Rubber Bumper - Replacement	

Pump Technical Information

Correct Pump Installation is essential for optimum performance.

It is recommended that the pump flow capacity be oversized for the actual flow required. For optimum running of the system the water circulated through the regulating valve should not exceed 10 - 15% of the pump flow. Recirculating too much water can generate heat in the supply tank increasing the cavitation risk.

Frequently Asked Questions

Question: How much should you reduce the pump RPM to achieve a lower flow capacity?

Answer: Required R.P. M. = Expected capacity X $\frac{\text{Max R.P. M. allowed}}{\text{Max allowed capacity}}$

Question: What diameter of pulley must I use to achieve the correct pump RPM?

Answer: External diameter of the engine / motor pulley = External diameter of the pump pulley X $\frac{\text{R.P. M. pump}}{\text{R.P.M. motor/engine}}$

Question: What if I cannot change the engine / motor pulley?

Answer: External diameter of the pump pulley = External diameter engine / motor pulley X $\frac{\text{R.P. M. engine / motor}}{\text{Pump R.P.M.}}$

Question: If the engine / motor is running at a lower RPM than the maximum pump RPM allowed, what will be the pump flow capacity?

Answer: Attainable maximum capacity = Engine / Motor R.P.M. X $\frac{\text{Max. capacity indicated on the label}}{\text{Max R.P.M. indicated on the label}}$

Question: What is the approximate power required to achieve the max. performances allowed?

Answer: Required electric motor HP $\frac{\text{PSI} \times \text{GPM}}{1460}$ = Electric Motor HP

Required gas engine HP $\frac{\text{PSI} \times \text{GPM}}{1460}$ X 1.30 = Gas Engine HP

Conditions to prevent pump cavitation: Minimum difference in height HZ (pos/neg) between pump and water level.

The minimum inlet pressure value of the pump is limited by the cavitation phenomenon. Cavitation is the forming of vapor bubbles when the local pressure is below the vapor pressure of the liquid. Bubbles flow together with the liquid and when they reach a higher pressure area, they collide, generating abnormal stresses that are extremely dangerous to the pump components.

To avoid the risk of cavitation, it is necessary that the pump installation is correct.

LANDA Unloader Valves

- PA VB8** - 8 GPM, 3650 max psi
- VBXL** - 13 GPM, 3000 max psi
- VBA35** - 6.6 GPM, 3500 max psi
- MV520** - 8 GPM, 2000 max psi
- PA** - 8 GPM, 3360 max psi
- VB55** - 8 GPM, 3200 max psi



LANDA®

Part No.	Old No.	Description
9.802-362.0	5-3027	PA VB8 w/ switch (N/C) for PHW
9.803-899.0	5-3329	VBA35 for Landa LG, LD and LE pumps
8.715-508.0	5-3324	VBXL 13 GPM @ 3000PSI with Knob
8.712-589.0	5-3505	MV520 for Landa LD and LE pumps
9.803-900.0	5-3330	VBA35 for Landa LM and LS pumps
9.802-363.0	5-3029	PA for Landa LM and LS pumps
9.802-361.0	5-3025	VB55 w/ 1/8" Bore for Easy Start

You can also use the Legacy Universal Unloader below

Legacy Universal Unloader (UU1)

Legacy

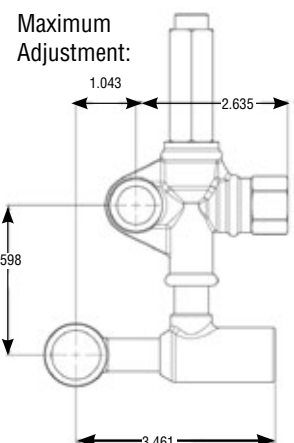
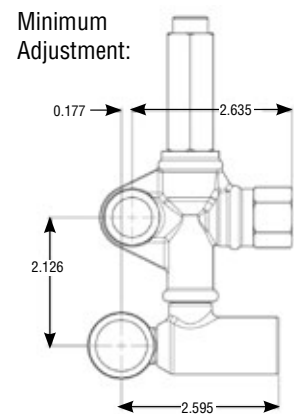
The Legacy Universal Unloader is unique in that it allows for height or width adjustments making it ideal for any pump. Exclusively available through Spraymart.

- 6 GPM
- 3/8" NPT outlet
- 3500 PSI
- Stainless steel seat and low-friction, wear-resistant plunger
- 195°F
- Forged brass body
- 16.1 oz weight
- 1/2" NPT inlet



Patent Pending

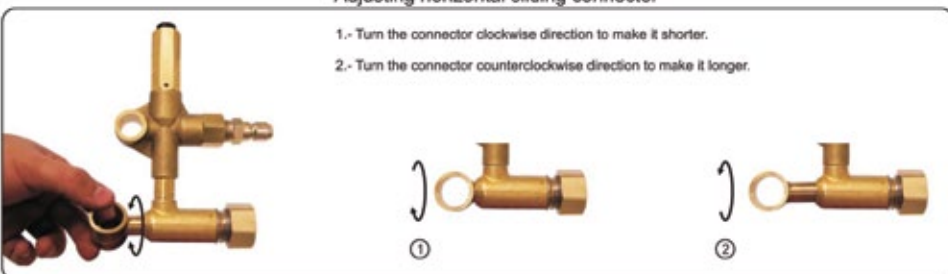
Part No.	Description
9.175-018.0	Legacy Universal Unloader (UU1)



Adjusting inlet port



Adjusting horizontal sliding connector



UNLOADERS

Automatic Pressure Regulator

Integral Regulator For Admiral Pumps: WE - WG - WEL - XLS - XLE - XLG bolt on for Admiral and Legacy Pumps. Trapped pressure regulator specifically designed for use on the Admiral plunger pumps. Integral inlet, bypass and outlet eliminates the need for bypass hose.



8.703-401.0

- 6 GPM
- 3200 PSI
- 195°F
- Forged brass body
- 3/8" MPT outlet
- Stainless steel plunger & seat valve
- 29 oz weight

Part No.	Old No.	Description	Inlet
8.703-401.0	106020	APR-Brass/ Black	3/8"
9.802-365.0	106022	APR-Brass/ Black	1/2"
8.900-760.0	109139	Seal Repair Kit	3/8"
8.900-761.0	109139X	Seal Repair Kit	1/2"
8.900-762.0	109140	Valve Seat Repair Kit	

Regulators / Unloaders



Basic Valves. Premium Performance.



- Forged brass body
- Stainless steel seat & piston
- 3/8" MPT inlet, outlet & bypass
- 200°F

520 Regulator / Unloader

- Rated @ 2000 PSI
- 13 oz weight
- Tested up to 2400 PSI
- 8 GPM

540 Regulator / Unloader

- Rated @ 2600 PSI
- 15 oz weight
- Tested up to 2800 PSI
- 8 GPM

560 Regulator / Unloader

- Rated @ 3200 PSI
- 15 oz weight
- Tested up to 3400 PSI
- 8 GPM

Repair Kits

- For use with 520, 540, and 560 Regulator/Unloaders

Part No.	Old No.	Description
8.712-588.0	462320	520 w/o Knob
8.712-589.0	462320K	520 w/ Knob
8.712-590.0	462330	540 w/o Knob
8.712-591.0	462330K	540 w/ Knob
8.712-596.0	462340K	560 w/ Knob
8.704-003.0	109177	Seal Repair Kit
8.704-004.0	109178	Valve Seat Repair Kit

Model 550 Regulator / Unloader



The Quality Performer – Simple & Effective



- 8 GPM
- 3600 PSI
- 200°F
- Stainless steel valve
- Forged brass body
- 3/8" FPT outlet & (2) inlet ports
- 1/4" FPT bypass
- 22 oz weight

Part No.	Old No.	Description
8.904-572.0	462335	w/o Knob
8.904-573.0	462335K	w/ Knob
8.703-951.0	109060	Seal Repair Kit
8.703-953.0	109062	Valve Seat Repair Kit

Model 550 Regulator / Unloader w/ Bypass Switch



Same features as Model 550 (below left); Integral switch detects Full Bypass Mode.



- Normally Open (NO) or Normally Closed (NC) operation
- Use for burner control or time delay shutdown
- 29 oz weight

Part No.	Old No.	Description
8.712-594.0	462336	w/o Knob
8.712-595.0	462336K	w/ Knob
8.703-951.0	109060	Seal Repair Kit
8.703-953.0	109062	Unloader Seat Repair Kit
8.701-311.0	082022	Replacement Micro Switch
8.703-938.0	109041	Knob only (550)

Regulator / Unloader 580



Single Inlet.



- 8 GPM
- 3600 PSI
- 200°F
- 3/8" MPT inlet & outlet, 1/4" FPT bypass
- Adjustable pressure setting nut
- Heavy-duty forged brass body
- Stainless steel ball & valve seat
- High temperature Viton seals
- Adjustable upper pressure limit lock

Part No.	Old No.	Description
8.712-733.0	463350	w/o Knob
8.712-734.0	463350K	w/ Knob
8.703-951.0	109060	Seal Repair Kit
8.703-953.0	109062	Valve Seat Repair Kit

VRT Unloader Valves



- Forged brass body
- Stainless internals
- Up to 4350 PSI
- 200°F
- 7.8 GPM
- 3/8" in-out/bypass

Part No.	Old No.	Spring	PSI
8.712-578.0	462249	Yellow, AL605Y	1450
8.712-579.0	462250	Red, AL605	2950
8.712-571.0	462240	Blue, AL606	3650
8.715-483.0	462242	Black, AL607	4350
9.802-694.0	AL005650213	Repair Kit	

Pulsar Unloaders



- Pulsar 3 blue rated 3200 PSI – Max 3650 PSI
- Pulsar 3 white rated 1400 PSI – Max 1750 PSI
- Pulsar 280 HP rated 4050 PSI – Max 4350 PSI
- 195°F
- 8 GPM
- All stainless steel valves
- Pressure actuated
- Forged body
- 3/8" FPT inlet, outlet
- Two 3/8" FPT bypass ports

Part No.	Old No.	Description
8.712-650.0	462650	Pulsar 3 (Blue) w/ Knob
8.712-651.0	462651	Pulsar 3 (Blue) w/o Knob
8.712-653.0	462654	Pulsar 3 (White) w/ Knob
8.712-731.0	463150	Pulsar 280 HP
8.704-462.0	111100	Repair Kit – Pulsar 3
9.802-004.0	111375	Repair Kit – 280 HP

VB7 Regulator / Unloader



Fits CAT 4SF pumps and other pumps; 7.8 GPM – 3600 PSI max pressure.

- Rated pressure: 3200 PSI
- 200°F
- 3/8" MPT inlet, 1/4" FPT gauge port
- 3/8" FPT outlet & bypass
- 19.7 oz weight

Part No.	Old No.	Description
8.712-741.0	463670	w/o Knob
8.904-580.0	463670K	w/ Knob
8.704-488.0	111175	Repair Kit
8.712-735.0	463600	Knob Only

VB130 Regulator / Unloader



Fits CAT 2SF pumps and other pumps; 6.6 GPM – 2600 PSI max pressure.

- Rated pressure: 2300 PSI
- 200°F
- 3/8" MPT inlet & outlet
- 3/8" FPT bypass
- Stainless steel plunger
- Stainless steel valve seat
- 14.7 oz weight

Part No.	Old No.	Description
8.712-739.0	463660	w/o Knob
8.904-579.0	463660K	w/ Knob
9.802-006.0	111150	Repair Kit
8.712-735.0	463600	Knob Only

Regulator / Unloader 21 Gallon



- VB80/280 rated @ 4500 PSI
- VB80/150 rated @ 2250 PSI
- 200°F
- Pressure actuated
- Forged brass body
- Stainless steel plunger & seat
- 1/2" FPT in-out-bypass
- 45 oz weight

Part No.	Old No.	Description
8.715-459.0	462655	VB80/280 - Blue Spr
8.712-657.0	462657	VB80/150 - White Spr
8.704-530.0	111300	Repair Kit

VB75 / VB135



The VB75 is an integrated unloader for INTERPUMP/GENERAL pumps with 7.8 GPM – 3600 PSI max pressure. The VB135 fits Interpump "WW" Series Pumps and General "TT" Series Pumps with 6.5 GPM – 2600 PSI max pressure.



VB75

- | | |
|--|---|
| VB75 <ul style="list-style-type: none"> • Rated pressure: 3200 PSI • 200°F • 1/2" MPT inlet, 1/4" FPT gauge port • 3/8" FPT outlet & bypass • 19.7 oz weight | VB135 <ul style="list-style-type: none"> • Rated pressure: 2300 PSI • 200°F • 3/8" MPT inlet, 1/4" FPT outlet • Stainless internals • Forged brass body • 22.9 oz weight |
|--|---|



VB135

Part No.	Old No.	Description
VB75		
8.712-742.0	463672/462646	Series 44 (EZ) & 47 pumps (W151)
8.704-488.0	111175	Seal Kit
8.712-735.0	463600	Knob Only
VB135		
8.712-659.0	462659	VB 135
8.712-735.0	463600	Knob Only
9.802-006.0	111150	VB 135 Repair Kit

VB350/4 Unloader



Bigger. Stronger. Faster - 5600 PSI



- 10.5 GPM
- Rated 5100 PSI
- Max 5600 PSI
- 195°F max
- Forged bronze body
- 31 oz weight
- Stainless steel plunger & valve seat
- 3/8" FPT outlet & bypass
- 1/2" F bypass
- 3/8" MPT inlet, 1/4" gauge port

Part No.	Old No.	Description
9.802-360.0	463680K	Unloader Red Knob
8.704-499.0	111200X	Repair Kit Old VB 350
9.800-106.0	111901	Repair Kit - Red Knob Version

Automatic Pressure Compensating Unloader Valves VB10 / VB9



7.8 GPM - 3600 PSI



VB10

- Rated 3200 PSI
- 194°F
- Reduces trapped pressure to 25% of operating pressure when unloading; allows easier gun trigger pull
- Instant pressure response
- Hex-shaped non-stick check valve
- 3/8" in/out/bypass
- Brass valve body/stainless ball & seat
- Knob included
- VB9 - Panel mountable

Part No.	Old No.	Description
8.712-736.0	463650	VB9 w/ Knob
8.715-462.0		VB9 w/ Knob & Pressure Switch
8.712-745.0	463675	VB10 w/ Knob
8.704-548.0	111336	Repair Kit VB9
8.704-561.0	111400	Repair Kit VB10
8.901-056.0	111401	Seal Kit VB10

8.715-462.0

UNLOADERS

VB200 /150 High Volume Unloader



- 52.5 GPM
- Forged bronze body
- Large plastic knob (removable)
- Lock nut on pressure adjustment
- 2175 PSI
- 194°F
- 1" FPT Inlet, outlet & bypass
- Two 5/16" – 18 bolt mounting ports
- 73.5 oz weight

Part No.	Old No.	Description
8.712-754.0	463714	VB 200/150 w/o Knob
8.712-755.0	463715	VB 200/150 w/ Knob
8.704-583.0	111550	Repair Kit

VB80/400 Stainless Steel Unloader



21 GPM – 6200 PSI.



- Rated 5800 PSI
- Forged stainless steel body
- 195°F
- All stainless steel valve parts
- Viton seals
- 1/2" FPT inlet, outlet & bypass

Part No.	Old No.	Description
8.712-656.0	462656	VB 80/400
9.802-007.0	111340	Repair Kit

Hypro-Style Unloader



- All rated at 5 GPM
- Pressures from 400 to 1500 PSI
- 180°F
- Buna-N seals
- 3/8" MPT inlet & outlet
- 8 oz weight

Part No.	Old No.	Pressure	Bypass
8.712-689.0	462739	200-500	1/4" FPT
8.712-690.0	462740	400-1000	1/4" FPT
8.712-691.0	462743	800-1500	1/4" FPT
8.712-692.0	462745*	400-1000	
8.712-693.0	462748*	800-1500	
8.722-643.0	H34300223	Repair Kit for All	

*Bypass port not threaded, Closed Coupled

"K" Series Pressure Regulators Kits



Repair Kits for All K3, K5, K7 and K9 models

Part No.	Old No.	Description
8.702-850.0	103061B	K3 Rebuild Kit
8.702-847.0	103058B	K5 Maintenance Kit
8.702-849.0	103060B	K5 Rebuild Kit
8.705-045.0	140070	K5 Back Nut 3/4" NPT
8.702-858.0	103070B	K7 Repair Kit
8.702-911.0	103121B	K9 Repair Kit

"K" Series Pressure Regulators



Unloaders relieve line pressure in bypass mode.



K3 - 0-1500 PSI

- 3/8" FPT Inlet
- 165°F
- 1/2" FPT B

Part No.	Old No.	Model	GPM	Outlet
K3				
8.712-603.0	462530A	K3.0	2.10-2.90	3/8" M
8.712-605.0	462531A	K3.1	2.90-4.22	3/8" M
8.712-607.0	462532A	K3.2	4.22-5.55	3/8" M
8.712-609.0	462533A	K3.3	5.00-6.50	3/8" M
8.712-604.0	462530E	K3.0	2.10-2.90	1/2" M
8.712-606.0	462531E	K3.1	2.90-4.22	1/2" M
8.712-608.0	462532E	K3.2	4.22-5.55	1/2" M
8.712-610.0	462533E	K3.3	5.00-6.50	1/2" M

K5 - 1000-3000 PSI

Part No.	Old No.	Model	GPM	Outlet
K5				
8.712-611.0	462551A	K5.1	2.90-4.22	3/8" M
8.712-613.0	462552A	K5.2	4.22-6.60	3/8" M
8.712-615.0	462553A	K5.3	6.60-10.83	3/8" M
8.712-612.0	462551E	K5.1	2.90-4.22	1/2" M
8.712-614.0	462552E	K5.2	4.22-6.60	1/2" M
8.712-616.0	462553E	K5.3	6.60-10.83	1/2" M

NOTE: 1) Use #140070 Back nut on bypass nipple when mounting 1/2" bypass line on K3 & K5's. 2) Use restricted (.156 - .225 ID) orifice in bypass line for smoother operation/pressure balancing.



K7 - 0-3000 PSI

- 3/8" FPT
- 165°F

Part No.	Old No.	Model	GPM	Outlet
8.712-617.0	462570	K7.0	2.11-2.90	3/8" M
8.712-618.0	462571	K7.1	2.90-4.22	3/8" M
8.712-619.0	462572	K7.2	4.22-6.60	3/8" M
8.712-620.0	462573	K7.3	6.60-10.8	3/8" M



ZK1 - 0-3600 PSI

- 2.3-10.8 GPM
- 3/8" inlet BSP-F
- 165°F

Part No.	Old No.	Model	Outlet / Bypass
8.712-602.0	462526	2K138	3/8" BSP-M
8.712-601.0	462525	ZK1	1/2" BSP-M



K9 - 0-5800 PSI

- 1/2" FPT
- 165°F

Part No.	Old No.	Model	GPM	Outlet
8.712-621.0	462574	K9	13.2	1/2" M

Control Set "W" Series / Integrated Regulator / Unloader



Designed exclusively to fit INTERPUMP and GENERAL pumps.



- Mounts directly on pump inlet and outlet; internal bypass loop
- Pressure actuated: "Instant - On"
- 3/8" MPT outlets
- Integrated injector - optional
- Pressure and flow engineered for specific pump models

Part No.	Old No.	Model	GPM	Fits PSI	Pump
"W" Series Unloaders					
8.712-638.0	462636	W1	4.00	1600	W905
8.712-640.0	462639	W1-L	4.00	1600	W99
8.712-643.0	462643	W2	5.56	3000	W997
8.712-644.0	462644	W2-L	5.56	3000	W201
8.702-883.0	103093B	W2/W2L Rebuild Kit			
8.702-888.0	103098B	W1/W1L Rebuild Kit			

Part No.	Old No.	Model	GPM	Fits PSI	Pump
"W" Series Unloaders with Injectors					
8.712-637.0	462635	W1-0	2.1-2.9	1600	W907
8.712-641.0	462640	W1L-1	3.0-4.0	1600	W99
8.712-642.0	462642	W2-1	2.9-4.0	3000	W997
8.712-645.0	462645	W2L-1	2.9-4.0	3000	W201
8.712-647.0	462647	W2L-2	4.2-5.5	3000	WS202
8.702-884.0	103094B	Injector Maintenance Kit			

HM Regulator / Unloader



- Excess flow is bypassed to maintain selected pressure
- Will operate on single or multiple gun systems
- Brass body - Stainless steel valve & seat
- 3/8" FPT inlet
- 3/8" MPT outlet
- 3/8" FPT bypass
- Flow range - 1.4 to 10.8 GPM
- Pressure adjustable 0-3000 PSI

Part No.	Old No.	Description
8.712-622.0	462575	HM Regulator/Unloader
8.702-860.0	103072B	Repair Kit

YU - High Volume Unloader



- 21 GPM
- 1/2" FPT inlet, outlet
- 2 - 1/2" FPT bypass ports
- 200°F
- Forged brass body
- SS internals
- 2450 PSI
- 2200 PSI rated pressure
- 2121 Yellow Spring
- 2140 Green Spring
- 4350 PSI
- 4050 PSI rated pressure

Part No.	Old No.	Spring
8.712-631.0	462628	2121 Yellow
8.712-632.0	462629	2140 Green
9.802-007.0	111340	Repair Kit

ST-261 Regulator / Unloader



- 8 GPM
- 0-3600 PSI regulation
- Forged brass body
- Stainless steel plunger & seat
- Viton seals
- 22.5 oz weight
- 180°F temperature rating

ST-261 Standard



Part No.	Old No.	Description
8.712-681.0	462690	ST-261 STD
8.900-156.0	088211X	Seal Kit
8.701-627.0	088209	Repair Kit "B"
8.701-650.0	088466	Outlet Check Kit "A"

ST-261/S Unloader with Bypass Switch



- Switches at full bypass flow
- 10 Amp, 110/230V
- Wired N/C (may be wired N/O)

Part No.	Old No.	Model
8.712-685.0	462695	ST-261/S
8.701-647.0	088422	Switch Seal Kit

ST-261/I Unloader with Chemical Injector



Part No.	Old No.	GPM	Model
8.712-682.0	462691	0.0-2.4	ST-261/I-1
8.712-683.0	462692	2.4-3.5	ST-261/I-2
8.712-684.0	462693	3.5-5.5	ST-261/I-3
8.900-159.0	088260X		Injector Repr w/o Barb
8.701-648.0	088424		Injector Repr w/ Barb

ST-261/SI Unloader with Switch and Injector



- Switches at full bypass flow
- 10 Amp, 110/230V
- Wired N/C (may be wired N/O)

Part No.	Old No.	GPM	Model
8.712-686.0	462696	0.0-2.4	ST-261/SI-1
8.904-576.0	462697	2.4-3.5	ST-261/SI-2
8.904-577.0	462698	3.5-5.5	ST-261/SI-3

ST-261 Bypass Switch only



- Field mountable
- 10 Amp @ 115/230V
- Switches at full bypass flow
- Wired N/C (may be wired N/O)

Part No.	Old No.	Description
8.712-629.0	462626	Switch Assy Complete
8.701-642.0	088272	Micro Switch Only
8.701-647.0	088422	Seal Kit - Micro Switch

UNLOADERS

ST-230 Regulator / Relief Valve



- 8 GPM
- Complete pressure regulation 0-3600 PSI
- 200°F
- 1/4" FPT Inlet & bypass
- Mounts off-line –
- No line restrictions
- All brass body with stainless steel piston and seat
- 14 oz weight

Part No.	Old No.	Description
8.712-628.0	462590	ST-230
8.701-626.0	087926	Repair Kit

ST-280 Regulator / Unloader



- 8 GPM
- 3600 PSI
- 175°F
- 27.5 oz weight
- Brass housing - stainless steel valve
- 3/8" FPT inlet/outlet
- 1/4" FPT bypass

Part No.	Old No.	Description
8.712-674.0	462680	ST-280
8.701-655.0	088536	Seat Repair Kit "D"
8.701-654.0	088535	Piston Seal Kit "C"
8.701-653.0	088534	Poppet Repair Kit

MG4000 Series Unloaders

"The world's best unloader value" with a choice of PSI: 1500, 3000 or 4500.

- Forged Brass Body
- 3/8" FPT inlet, outlet & bypass
- Auxiliary 1/4" outlet
- 10 GPM
- 200°F
- Up to 4500 PSI
- Can be panel mounted
- Pressure limit indicated with color coded ring

Part No.	Old No.	PSI	Color
Without Knob			
8.712-715.0	463108	1500	Yellow
8.712-718.0	463110	3000	Red
8.712-724.0	463114	4500	Black
With Knob			
8.712-716.0	463108K	1500	Yellow
8.712-719.0	463110K	3000	Red
8.712-725.0	463114K	4500	Black
8.704-567.0	111442	Repair Kit	



MG4000 with Microswitch



- Can be used as (NO) Normally Open or (NC) Normally Closed
- Use for time delay shut down or as burner control
- Up to 4500 PSI
- Panel mountable
- 15 Amp microswitch

Part No.	Old No.	Pressure	Color
8.712-717.0	463109K	1500 PSI	Yellow
8.712-720.0	463111K	3000 PSI	Red
8.712-714.0	463105K	3600 PSI	Blue
8.712-727.0	463115K	4500 PSI	Black

13 GPM Pressure Actuated Unloaders



- 13 GPM
- 800-3000 PSI
- 160°F
- Bellville spring washers minimize spikes
- Forged brass bodies/ stainless ball & seat
- Four 1/4" side ports enhance versatility
- 1/2" FPT inlet, outlet & bypass ports
- 57.3 oz weight

Part No.	Old No.	Model No.	PSI	Spring
8.712-709.0	462934	22910	800	Silver
8.712-710.0	462935	22911	1400	Yellow
8.712-711.0	462937	22912	2400	Red
8.712-708.0	462933	22913	3000	Orange
8.722-137.0	G012099	Repair Kit		

Pressure Actuated Unloaders



8.712-705.0 8.712-706.0

- Unloads pressure in entire system when in bypass
- Forged bronze body
- Stainless steel seat
- 3/8" FPT inlet/ 3/8" FPT outlet
- 1/4" FPT bypass
- 160°F

Part No.	Old No.	Model No.	GPM	PSI
8.712-705.0	462927	22760APM	8	3000
8.712-706.0	462928	22765APM	5	4000

Flow Actuated Unloaders



- Unloads pressure in entire system when in bypass
- Forged bronze body
- Stainless steel seat
- 3/8" FPT inlet/ 3/8" MPT outlet
- 1/2" bypass
- 160°F

Part No.	Old No.	Model No.	GPM	PSI
8.712-698.0	462909	22650	3.0-4.5	0-3000
8.712-701.0	462913	22654	3.5-4.8	3000-4000
8.712-702.0	462914	22655	4.5-5.5	0-3000
8.712-703.0	462915	22656	4.5-6.5	0-3000
8.722-204.0	G022666	Seal Kit		

AR Bolt On Unloaders

Mini-Matic Models.



- Fits XT and XM series pumps
- 2600 PSI rated pressure
- 1-2" F inlet
- 3/8" M Outlet

Part No.	Old No.	AR Model No.	GPM	Bypass
8.712-564.0	462228	AR20821	2-5	AL, No injector
8.712-573.0	462243	AR20890	2-3	AL, Adj injector
8.712-576.0	462246	AR21039	2-3	Brass, Adj injector
8.712-575.0	462245	AR21040	3-4	Brass, Adj injector
8.720-676.0	AR002812	Seal Kit		

NOTE: AR has discontinued the Combiset unloaders. Use Mini-Matic unloaders as replacements. For 22mm twist coupler outlet models add SprayMart part# 331307 (3/8" x 22mm) to injector outlet.

Gymatic Unloaders



- RK & XM series pumps
- 3650 PSI rated pressure
- 3-5.5 GPM
- 3/8" M Outlet

Part No.	Old No.	AR Model No.	Inlet
8.712-565.0	462229	AR20242	1/2" F w/ no injector
8.712-563.0	462226	AR20242G	3/4" (GHF) w/ no injector
8.712-574.0	462244	AR20081	1/2" M fixed injector #1 (2-3 gal)
8.712-567.0	462233	AR20082	1/2" M fixed injector #2
8.712-568.0	462235	AR20399	1/2" M adj injector #1 (2-3 gal)
8.712-569.0	462236	AR20400	1/2" M adj injector #2
8.720-642.0	AR002611	Repair Kit	



- Max PSI: 4000
- Inlet: 1/2" M
- Bypass: Brass
- Max. GPM: 5
- Outlet: 3/8" M NPT
- Without Injector

Part No.	Old No.	AR Model No.
8.712-583.0	462255	AR21669

- Max PSI: 4000
- Inlet: 1/2" F
- Bypass: Brass
- Max. GPM: 5
- Outlet: 3/8" M

Part No.	Old No.	AR Model No.
8.720-903.0	AR20992	AR20992G

VS200 /180 High Volume Regulator



- 53.5 GPM
- 2600 PSI
- 194°F
- 3/4" FPT inlet x 1/2" FPT bypass
- 29.4 oz weight

Part No.	Old No.	Description
8.712-753.0	463705	VS 200/180
8.704-582.0	111520	Repair Kit

VS350 Regulator /Relief Valve



- Rated pressure: 5100 PSI
- 5600 PSI
- 6.5 GPM
- 195°F
- 3/8" FPT inlet, outlet & bypass
- 16.8 oz weight

Part No.	Old No.	Description
8.712-756.0	463720	VS 350
8.704-611.0	111832	Repair Kit

VS 500 High Pressure Regulator /Relief Valve



- Rated pressure: 7250 PSI
- 8100 PSI
- 21 GPM
- 195°F
- Forged bronze body
- 1/2" FPT inlet & bypass
- 14.2 oz weight

Part No.	Old No.	Description
8.712-757.0	463725	VS 500

VS 220 Regulator /Relief Valve



6.3 GPM – 3600 PSI max pressure.



- Rated 3200 PSI
- 200°F
- Forged bronze body
- Stainless steel plunger & seat valve
- Two 3/8" FPT inlets
- 3/8" FPT outlet/bypass
- Compact design
- 14.2 oz weight

Part No.	Old No.	Description
8.712-737.0	463655	VS 220 w/o Knob
8.901-057.0	111576	Repair Kit

UNLOADERS / INJECTORS

Safety Pressure Relief Valves



Engineered and built by Interpump. Premium quality valves for all pressure systems.



- Adjustable pop off protection
- Machined brass bodies
- Stainless steel plunger & seat
- 165°F
- 3/8" MPT connect x 1/4" MPT
- Bypass & outlet
- **S – R:** Safety Valve - 3000 PSI @ 1.3 to 10.8 GPM
- **S – 3:** Safety Valve - 500 to 10,000 PSI @ 2.6 to 26.5 GPM

Part No.	Old No.	Description
8.711-215.0	390103	S – R Valve
8.711-227.0	390123	S – 3 Valve

Timax Pressure Regulator Valve



- Max flow 52 GPM
- Max pressure 1000 PSI
- Lever control manual dump for bypass to relieve line pressure
- 3/4" & 1" FPT inlet & outlet
- 3/4" FPT bypass
- Brass body - SS piston & seat

Part No.	Old No.	Description
8.712-624.0	462580	Timax Reg Valve
8.702-844.0	103051B	Repair Kit

Regulating Relief Valve



Economical replacement for paraplate BR5 Series.



- 7 GPM
- Pressure adjusts 200-2000 PSI
- 200°F
- 3/8" FPT Inlet, outlet & bypass
- Flow-Thru design for smooth operation
- Machined brass body & knob
- Stainless steel plunger & seal

Part No.	Old No.	Description
8.712-625.0	462585	Relief Valve
8.900-042.0	075127	Repair Kit

Unloader Mounting Block



End vibration-caused fitting failure.



- 12 GPM
- Mounting hardware included
- Machine block brass

Part No.	Old No.	Description	PSI
8.904-568.0	462183X	3/8" x 3/8"	5500
8.904-567.0	462182X	1/2" x 1/2"	5500

Amerimax Injector



The Higher Rate Injector. Our Best Seller!



- Brass housing
- Stainless steel orifice
- Fully adjustable metering valve
- Stainless steel spring
- 3500 PSI
- 3/8" MPT inlet/outlet
- 1/4" hose barb

Part No.	Old No.	Description
Standard		
8.904-192.0	360130	"0", 1-2 GPM
8.904-193.0	360131	"1", 2-3 GPM
9.803-998.0	360132	"2", 3-5 GPM
8.904-194.0	360133	"3", 5-8 GPM
8.900-040.0	075122X	Repair Kit (SS check ball)

"Acid" Injector w/ Special Inlet Check Valve

8.904-201.0	360140X	"0A", 1-2 GPM
8.904-202.0	360141X	"1A", 2-3 GPM
8.904-203.0	360142X	"2A", 3-5 GPM
8.904-204.0	360143X	"3A", 5-8 GPM
8.900-041.0	075123X	Acid Repair Kit*

*(Ceramic check ball)

Quick-Coupled Amerimax



Assembled for Added Convenience - "Quick" couples to unloader outlet and "Quick" couples hose to injector outlet.



- Top-Quality quick-couplers: 3/8" plug inlet, 3/8" socket outlet
- 6' Industrial grade poly-braid reinforced tubing (will not collapse, resists crimping, high chemical tolerance)
- Heavy-duty brass chemical filter with check valve prevents loss of prime

Part No.	Old No.	Description
Amerimax "QC"		
8.904-195.0	360135X	Quick Coupled "0", 1-2 GPM
8.904-196.0	360136X	Quick Coupled "1", 2-3 GPM
8.904-197.0	360137X	Quick Coupled "2", 3-5 GPM
8.904-199.0	360138X	Quick Coupled "3", 5-8 GPM
8.900-040.0	075122X	Repair Kit (SS check ball)

Amerimax Acid "QC"

8.904-205.0	360145X	Quick Coupled "0A", 1-2 GPM
8.904-206.0	360146X	Quick Coupled "1A", 2-3 GPM
8.904-207.0	360147X	Quick Coupled "2A", 3-5 GPM
8.904-208.0	360148X	Quick Coupled "3A", 5-8 GPM
8.900-041.0	075123X	Acid Repair Kit*

*(Ceramic check ball)

ST-64 Up Stream Injector



Apply soap at high pressure. Restricts waterflow to create suction.



- 140 PSI
- 160°F
- 3/4" FGH inlet
- 3/4" MGH outlet
- Chemical Strainer and 4' PVC Tubing included!
- Adjustable with ST-61 Meter Valve
- Locking waterflow adjustment

Part No.	Old No.	GPM
8.710-482.0	360155	1.5-4.0
8.710-483.0	360156	4.0-7.0

ST-62 Variable Chemical Injector



Flow Orifice Adjusts for Machines from 2-8 GPM. Requires ST-61 (below) to regulate Chemical Injection Rate.



- Forged brass body
- 3500 PSI
- 8 GPM

Part No.	Old No.	Description
8.710-485.0	360162	ST-62
8.701-648.0	088424	Repair Kit "F"

ST-61 Chemical Metering Valve



- Snap-on attachment to ST-60, ST-62, ST-261/I (usage limited to these injectors)
- Adjusts from "Off to Full" flow
- Glass-filled polyamide body & valve parts
- 1/4" hose barb
- Teflon® seals

Part No.	Old No.	Description
8.710-777.0	371161	ST-61

ST-60 Chemical Injector



Requires ST-61(above) to regulate chemical injection rate.



- Forged brass body
- Compact size Forged brass body
- Inlet 3/8" MPT
- Outlet 3/8" FPT

Part No.	Old No.	Description
8.710-476.0	360120	1.50 – 2.25, ST-60/0
8.710-477.0	360121	2.25 – 3.35, ST-60/1
8.710-478.0	360122	3.35 – 5.00, ST-60/2
8.701-648.0	088424	Repair Kit "F"

Robokim Chemical Injectors



- Forged brass body
- Stainless steel orifice
- Stainless steel inlet check valve components
- 3500 PSI
- 180°F
- 3/8" MPT inlet/outlet
- 1/4" hose barb

Part No.	Old No.	Model No., GPM
Robokim w/ Plastic Meter Knob		
8.710-497.0	360200	"0", 2.1-2.9
8.710-498.0	360201	"1", 3.0-4.0
8.710-499.0	360202	"2", 4.0-5.5
8.710-500.0	360203	"3", 5.5-10.8
Robokim w/ Brass Meter Knob		
8.904-213.0	360220	"0", 2.1-2.9
8.904-214.0	360221	"1", 3.0-4.0
8.904-215.0	360222	"2", 4.0-5.5
8.904-216.0	360223	"3", 5.5-10.8
8.900-481.0	103053X	Repair Kit
8.900-061.0	077010X	Acid Kit

Robokim Quick-Coupled Chemical Injectors



- Quick-Couplers: 3/8" QC plug inlet, 3/8" QC socket outlet
- 6' Industrial grade poly-braid reinforced tubing
- AP brass chemical filter w/ stainless steel check valve

Part No.	Old No.	Model No., GPM
Robokim "QC" w/ Plastic Knob		
8.904-209.0	360210X	"0", 2.1-2.9
8.904-210.0	360211X	"1", 3.0-4.0
8.904-211.0	360212X	"2", 4.0-5.5
8.904-212.0	360213X	"3", 5.5-10.8
Robokim "QC" w/ Brass Knob		
8.904-217.0	360230X	"0", 2.1-2.9
8.904-218.0	360231X	"1", 3.0-4.0
8.904-219.0	360232X	"2", 4.0-5.5
8.904-220.0	360233X	"3", 5.5-10.8

Hi-Lo Injector

May be used on high side or low side of pump. Adjustable flow orifices plus adjustable chemical valves. Standard features similar to ST-62.



- **Performance Range**
Low side:
5-3.5 GPM @ 10-120 PSI
High side:
2.0 - 8.0 GPM @ 3500 PSI
- Machined brass body
- 3/8" FPT inlet/outlet

Part No.	Old No.	Description
8.710-486.0	360163	Hi/Lo Injector w/ Meter Valve
8.710-487.0	360165	w/o Chemical Adjust
8.700-290.0	075136	Repair Kit
8.900-044.0	075136X	Seal Kit

INJECTORS

400 Series Chemical Injectors

The Injector of choice.



Orifice Selection

Orifice Dia.	Flow Rate
1.6mm	1.5-2.7 GPM
1.8mm	2.0-3.6 GPM
2.1mm	2.7-4.9 GPM
2.3mm	3.3-6.0 GPM

Adjustable Injectors, precise needle metering valve.

Orifice Size(mm)	M x M Part No	M x M Old No	M x F Part No	M x F Old No	F x M Part No	F x M Old No
Brass						
1.6	8.710-541.0	360406	8.710-549.0	360416	8.710-559.0	360426
1.8	8.710-535.0	360400	8.710-543.0	360410	8.710-551.0	360420
2.1	8.710-537.0	360401	8.710-545.0	360411	8.710-554.0	360421
2.3	8.710-539.0	360402	8.710-547.0	360412	8.710-557.0	360422

Stainless Steel

1.6	8.710-542.0	360406S	8.710-550.0	360416S	8.710-560.0	360426S
1.8	8.710-536.0	360400S	8.710-544.0	360410S	8.710-552.0	360420S
2.1	8.710-538.0	360401S	8.710-546.0	360411S	8.710-556.0	360421S
2.3	8.710-540.0	360402S	8.710-548.0	360412S	8.710-558.0	360422S

Part No.	Old No.	Description
Repair Kits include Check Ball, Spring, Seat & O-ring		
8.900-769.0	109220X	Standard Kit

Series 505 Stainless Steel

All metal parts are Stainless Steel.



- Premier type injector
- 3200 PSI
- 3/8" inlet/outlet
- 190°F

Part No.	Old No.	Description	GPM
8.710-586.0	360505/1.8	SS Injector 1.8	2.0 – 3.6
8.710-587.0	360505/2.1	SS Injector 2.1	2.7 – 4.9
8.710-588.0	360505/2.3	SS Injector 2.3	3.3 – 6.0
8.704-027.0	109234	Repair Kit	

Adjustable Quick-Connect Injector



- 3500 PSI
- 200°F

Part No.	Old No.	GPM
8.710-502.0	360240	2-3
8.710-503.0	360242	3-5
8.710-504.0	360244	5-8

Acid Injectors

8.904-221.0	360240A	2-3
8.904-222.0	360242A	3-5
8.904-223.0	360244A	5-8
8.701-187.0	080055	Injector Repair Kit
8.900-087.0	080056	Injector Acid Kit



- Teflon® valve seat
- 3/8" inlet & outlet (3 configurations)
- Forged brass housing
- 3200 PSI
- Renewable orifices & check valve
- 200°F
- Options include: quick-coupled, stainless steel orifices/acid-resistant check
- Only 5 oz weight

Orifice Size(mm)	M x M Part No	M x M Old No	M x F Part No	M x F Old No	F x M Part No	F x M Old No
Brass/Acid-Resistant						
1.6	8.904-230.0	360406A	8.904-238.0	360416A	-	-
1.8	8.904-224.0	360400A	8.904-232.0	360410A	8.904-240.0	360420A
2.1	8.904-226.0	360401A	8.904-234.0	360411A	8.904-242.0	360421A
2.3	8.904-228.0	360402A	8.904-236.0	360412A	8.904-244.0	360422A

Stainless Steel/Acid-Resistant

1.6	8.904-231.0	360406AS	8.904-239.0	360416AS	8.904-246.0	360426AS
1.8	8.904-225.0	360400AS	8.904-233.0	360410AS	8.904-241.0	360420AS
2.1	8.904-227.0	360401AS	8.904-235.0	360411AS	8.904-243.0	360421AS
2.3	8.904-229.0	360402AS	8.904-237.0	360412AS	8.904-245.0	360422AS

Part No.	Old No.	Description
Repair Kits include Check Ball, Spring, Seat & O-ring		
8.900-770.0	109222X	Acid Kit

Brass Injectors



All metal parts are Brass.

- Premier type injector
- 3200 PSI
- 3/8" inlet/outlet
- 190°F

Part No.	Old No.	Description	GPM
8.710-505.0	360245	Brass Injector 1.8	2.0 – 3.6
8.710-506.0	360246	Brass Injector 2.1	2.7 – 4.9
8.710-507.0	360247	Brass Injector 2.3	3.3 – 6.0
8.704-028.0	109235	Repair Kit	

Exact-A-Flow Pressure Reducer / Injector

"Low side" chemical injector that regulates inlet pressure to maintain consistent chemical ratio.



- Up to 6 GPM
- 1/2" FPT I/O ports
- 1/4" hose barb chemical inlet
- ± 2% injection ratio variation

Part No.	Old No.	Description
8.711-162.0	385127	Weep Seat*
8.711-160.0	385125	Non-Weep
8.711-161.0	385126	With Switch**
8.904-389.0	385128	Hose Barb w/ Viton Check
8.904-390.0	385129	Hose Barb w/ Buna Check

*Weep Seat allows pump to self-prime

**With burner control switch automatically turns burner off when water flow stops

Adjustable Bronze Float Valves



- Cast bronze body
- Live rubber stopper
- Adjustable float arm
- 180°F

Part No.	Old No.	Thread	Stem	GPM @ 40 PSI
8.710-041.0	343300	3/8"	1/4" - 20	10
8.710-043.0	343302	1/2"	1/4" - 20	17
8.710-044.0	343304	3/4"	1/4" - 20	31
8.710-045.0	343306	1"	1/4" - 20	47

NOTE: Float valves above require stem & float, below

Repair Parts for Adjustable Valves

8.700-475.0	076406	Long Arm*
8.700-476.0	076407	Short Arm*
8.700-477.0	076408	Thumb Screw*
8.700-479.0	076418	3/8" & 1/2" Plunger
8.700-480.0	076420	3/4" Plunger
8.700-481.0	076422	1" Plunger

*Fits 3/8", 1/2" & 3/4" Valve Only

Stems Only



9.802-157.0



8.710-047.0

Part No.	Old No.	Length	Material	Thread
9.802-157.0	343310	8"	Brass	1/4" - 20
8.710-047.0	343310C	8"	Brass	1/4" - 20 x 5/16" - 18
8.710-048.0	343311	8"	Brass	5/16" - 18
8.710-051.0	343315	10"	Brass	1/4" - 20
8.710-049.0	343313B	18"	Brass	3/8" - 16
8.740-042.0	343316	19"	Brass	1/2" - 20

Parts for other float valves also available

Copper & Plastic Float Balls



8.710-053.0



8.710-054.0



9.802-061.0

Part No.	Old No.	Length	Material	Thread
8.710-061.0	343326	4" x 5"	Copper	1/4" - 20
8.710-052.0	343317	5"	Copper	1/4" - 20
8.710-053.0	343318	6"	Copper	1/4" - 20

Plastic

8.710-054.0	343319	4-1/2"	Plastic	1/4" - 20
8.710-055.0	343320	5"	Plastic	1/4" - 20
8.710-057.0	343321	6"	Plastic	1/4" - 20
8.710-058.0	343322	6"	Plastic	5/16" - 18
8.710-059.0	343323	8"	Plastic	1/4" - 20
9.802-061.0	343325	4" x 5"	Plastic	1/4" - 20

Parts for other float valves also available

PA Float Valve



- 140°F
- 3/8" BSP inlet
- Brass body
- Positional/Adjustable arm
- 5 GPM @ 15 PSI
- 7 GPM @ 30 PSI

Part No.	Old No.	Description
8.710-042.0	343301	3/8" Float Valve
8.704-204.0	110250	Repair Kit

Brass Float Valve Assembly



COMPLETE: Valve, Stem & Float



- 1/2" FPT inlet
- Brass housing with polyamide cover
- 4.5 GPM
- 175°F

Part No.	Old No.	Description
8.710-031.0	343010	ST-8
8.701-558.0	085331	Repair Kit

MPT Adapter Kit for ST-8*

8.710-033.0 343012

*Double MPT nipple, sealing washer & lock nut

Brass Float, Ball & Stem



- 142 PSI max inlet pressure
- 140°F
- 7.1 GPM @ 28 PSI - 1/2" MPT inlet
- Positive soft Buna/brass shut-off
- Adjustable float ball settings
- Inlet nut and washer seal provided

Part No.	Old No.	Description
8.710-037.0	343050	Valve Complete
8.704-092.0	109502	Repair Kit

Diaphragm Float Valve



- Requires only 6.5" x 3" inside tank
- All plastic snap-on float
- Positive shut off diaphragm style
- Inlet screen, tank gasket & nut included
- Rebuildable - repair parts available
- 3/4" MPT inlet
- 142 PSI
- 7.86 GPM @ 28 PSI
- 6.68 GPM @ 14 PSI
- 140°F

Part No.	Old No.	Description
8.710-030.0	343007	Float Valve Complete

VALVES

Hudson Float Valve



- No external moving parts
- No float ball or arm
- Operates between 0-130 PSI
- All plastic, nylon, rubber & stainless steel
- 90°F
- 1" inlet - easy installation
- Automatic anti-siphon
- Flow capacity 80% of supply (40 GPM @ 40 PSI)

Part No.	Old No.	Description
8.710-035.0	343022	1" Hudson Float Valve, 90°
8.710-036.0	343026	1" Hudson Float Valve, 150°

Kerick Float Valve



- Flow rates for 1/2" Valve:
- 20 PSI: 7.7 GPM
 - 30 PSI: 9.1 GPM
 - 40 PSI: 10.5 GPM
 - 50 PSI: 11.4 GPM
 - 60 PSI: 12.5 GPM
- Flow rates for 3/4" Valve:
- 30 PSI: 13 GPM
 - 60 PSI: 16.5 GPM

Part No.	Description
8.749-328.0	1/2" Float Valve, .25" orifice
8.749-329.0	3/4" Float Valve, .30" orifice

Check Valves - Swing Action

Retain prime on pumps with low lift capability



- Brass body with swing (flapper) action
- 150 PSI
- FPT inlet/outlet
- Gravity seal – no spring pressure

Part No.	Old No.	Description
8.709-378.0	310862	1/2"
8.709-379.0	310863	3/4"
8.709-380.0	310864	1"
8.709-381.0	310865	1-1/4"
8.709-382.0	310866	1-1/2"
8.709-383.0	310868	2"

Stainless Steel Check Valves



- Rated pressure: 5800 PSI
- 6500 PSI
- 195°F
- Female x Female
- 2.0 oz weight

Part No.	Old No.	Description	Flow Rate
8.709-361.0	310827	1/4" F x F,	6.1
8.709-362.0	310828	3/8" F x F,	10.5

High Pressure Check Valves

2500 or 3000 PSI ball check.



- Buna seals
- Stainless steel check ball
- Machined brass body
- 1 PSI cracking pressure

Part No.	Old No.	Description
2500 PSI Miniature Ball Check		
8.709-356.0	310814	1/4", M x F
8.709-357.0	310815	1/4", M x M

Part No.	Old No.	Description
3000 PSI Stainless Guided Ball & Quad Ring Seat		
8.709-358.0	310820	1/4", F x F
8.709-359.0	310822	3/8", F x F

Check Valves - 1200 PSI

Allows excellent low-restriction flow in inlet direction and instant positive check action in reverse direction.



- Machined brass body
- Poppet seal
- Cracking pressure 1 PSI

Part No.	Old No.	Description
8.709-351.0	310804	1/4", F x F
8.709-352.0	310806	3/8", F x F
8.709-353.0	310808	1/2", F x F
8.709-354.0	310811	3/4", M x M

Brass Check Valves - Spring-Loaded

Holds pump prime without overloading pump suction.



- Machine cast brass bodies, FPT x FPT
- 150 PSI
- 250°F
- Mount horizontal or vertical

Part No.	Old No.	Description
8.709-384.0	310872	1/2"
8.709-385.0	310873	3/4"
8.709-386.0	310874	1"

Back Flow Preventor - Check Valve

Protects water supply from harmful chemical backflow – will not allow “spike” pressure to push chemicals into supply line. **Now required by many city and state regulations**



- 3/4" female garden hose inlet (with lock screw)
- 3/4" male garden hose outlet
- Machined brass housing
- Plastic diaphragm check

Part No.	Old No.	Description
8.705-039.0	140060	Back flow Preventor

PVC Check Valve

Holds pump prime without overloading pump suction.



- Designed for harsh chemical applications
- PVC plastic body
- Stainless steel ball check
- Cracking press 1 PSI
- Choice of connects
- 125 PSI
- 180° F

Part No.	Old No.	Description
8.709-366.0	310834	1/4" MPT x 1/4" Barb
8.709-367.0	310835	1/4" Barb x 1/4" MPT
8.709-369.0	310837	1/4" Barb x 1/4" Barb
8.709-370.0	310838	3/8" Barb x 3/8" Barb
8.709-373.0	310844*	1/2" Barb x 1/2" Barb

*8.709-373.0 has viton seals

Stainless Steel Ball Valves - 2000 PSI



- Full flow ports
- Investment cast process
- Two piece 316 Stainless bodies
- Glass-filled Teflon® seals
- 180°F @ 2,000 PSI
- 300°F @ 1,000 PSI
- 350°F @ 300 PSI

Part No.	Old No.	Description
8.709-265.0	306534	1/4" F x F
8.709-266.0	306536	3/8" F x F
8.709-268.0	306538	1/2" F x F
8.709-269.0	306540	3/4" F x F

Forged Brass Ball Valves



- 600 PSI
- 180°F
- Forged brass body
- Full flow ports
- Teflon PTFE seals

M x F Part No.	F x F Part No.	M x M Part No.	Size
8.709-249.0	8.709-250.0	8.709-251.0	1/4"
8.709-252.0	8.709-253.0	8.709-254.0	3/8"
8.709-255.0	8.709-256.0	8.709-257.0	1/2"
8.709-258.0	8.709-259.0	8.709-260.0	3/4"
8.709-261.0	8.709-262.0	8.709-263.0	1"

Nickel-Plated Brass Ball Valves



- Threaded FPT connects
- Chrome-plated ball
- Seats & seals have glass-filled Teflon®
- Full flow bore

Part No.	Old No.	Description	Working Pressure (PSI)
8.709-242.0	306504	1/4"	710
8.709-243.0	306506	3/8"	710
8.709-244.0	306508	1/2"	710
8.709-245.0	306512	3/4"	570
8.709-246.0	306516	1"	570
8.709-247.0	306520	1-1/4"	430
8.709-248.0	306524	1-1/2"	430
8.709-264.0	306532	2"	360

Mini Ball Valves



- Forged brass body
- 600 PSI
- 180° handle movement

M x F Part No.	F x F Part No.	M x M Part No.	Size
8.709-208.0	8.709-209.0	-	1/8"
8.709-211.0	8.709-212.0	8.709-213.0	1/4"
8.709-216.0	8.709-217.0	8.709-218.0	3/8"

High Pressure Ball Valves



- Rugged carbon steel construction
- 2-way
- NPT (F x F) threads
- Blow-out proof stems
- Delrin ball seats
- Viton O-rings

Part No.	Old No.	FPT	PSI
8.709-274.0	306552	1/4" x 1/4"	7350
8.709-276.0	306553	3/8" x 3/8"	7350
8.709-279.0	306554	1/2" x 1/2"	7350
8.709-282.0	306556	3/4" x 3/4"	5880
8.700-270.0	075080	Replacement handle - fits all sizes above	
8.700-271.0	075089	Replacement screw for handle	

Stainless Steel High Pressure Ball Valves - 5800 PSI



- 316 Stainless steel body, ball & stem
- Viton O-rings
- Delrin ball seats
- Full Port

Part No.	Old No.	FPT	PSI
8.709-277.0	306553S	3/8" x 3/8"	5880
8.709-280.0	306554S	1/2" x 1/2"	5880
8.709-283.0	306556S	3/4" x 3/4"	5880
8.709-286.0	306558S	1" x 1"	5880

Stainless Steel One Piece Ball Valves - 800 PSI



- Standard port
- 316 Stainless steel body
- 300°F @ 800 PSI
- 350°F @ 400 PSI
- Suitable for steam

Part No.	Old No.	FPT
8.709-287.0	306582	1/4" x 1/4"
8.709-288.0	306583	3/8" x 3/8"
8.709-289.0	306584	1/2" x 1/2"
8.709-290.0	306585	3/4" x 3/4"

Brass Mini Ball Valves



- Compact knob operation
- Brass housing-hex bar
- 220 PSI working pressure
- Designed to fit tight quarters
- Teflon® seals
- Only 1-3/4" long

Part No.	Old No.	FPT
8.709-270.0	306542	1/8" x 1/8"
8.709-271.0	306544	1/4" x 1/4"
8.709-272.0	306546	3/8" x 3/8"
8.709-273.0	306548	1/2" x 1/2"

PVC Ball Valves

Great for chemical On/Off flow control.



- PVC & nitrile material
- Chemical & impact resistant
- Flag handle
- 180°F
- 125 PSI

Part No.	Old No.	Description
8.709-214.0	306352P	1/4" Panel Mtg, Barb x Barb
8.709-219.0	306354P	1/4" Inline, Barb x Barb
8.709-220.0	306356	3/8" Inline, Barb x Barb

Polypropylene Ball Valves

Full port reinforced polypropylene.



8.709-222.0

8.709-228.0

- 150 PSI working pressure
- Easy turn w/ Teflon® seals
- Double seal in stem for "no leak"
- Threaded mounting bosses, brass insert on 1-1/4" - 2" sizes

Part No.	Old No.	FPT
Two-Way Ball Valves		
8.709-222.0	306390	1/2" x 1/2"
8.709-223.0	306392	3/4" x 3/4"
8.709-224.0	306394	1" x 1"
8.709-225.0	306398	1-1/2" x 1-1/2"
8.709-226.0	306400	2" x 2"

Part No.	Old No.	FPT
Three-Way Ball Valves		
8.709-227.0	306408	1/2" x 1/2" x 1/2"
8.709-228.0	306412	3/4" x 3/4" x 3/4"
8.709-229.0	306416	1" x 1" x 1"
8.709-230.0	306420	1-1/4" x 1-1/4" x 1-1/4"
8.709-231.0	306422	1-1/2" x 1-1/2" x 1-1/2"
8.709-232.0	306424	2" x 2" x 2"

Compact PVC Ball Valves



- FPT thread both ends
- 150 PSI working pressure
- Easy turn handle
- 150°F
- EPDM seals - white body

Part No.	Old No.	FPT
8.709-233.0	306444	1/4" x 1/4"
8.709-234.0	306448	1/2" x 1/2"
8.709-235.0	306450	3/4" x 3/4"
8.709-236.0	306452	1" x 1"
8.709-237.0	306454	1-1/4" x 1-1/4"
8.709-238.0	306456	1-1/2" x 1-1/2"
8.709-239.0	306460	2" x 2"

3-Way Ball Valve



- 400 PSI maximum pressure
- 180°F maximum temperature
- Teflon seat
- Buna seals
- Brass

Part No.	Old No.	Description
8.709-207.0	306331	1/4" M x F x F

Flow Selector Valve



3-way & 4-way lever control with brass body.

- **3-way**
Plumb for 2 inlets & 1 outlet or 1 inlet & 2 outlets
- **4-way**
Plumb for 3 inlets & 1 outlet or 1 inlet & 3 outlets
- 180°F rated temperature

Part No.	Old No.	Description
8.710-108.0	343734	1/4" FPT 3-Way
8.710-110.0	343736	3/8" FPT 3-Way
8.710-113.0	343744	1/4" FPT 4-Way
8.710-114.0	343746	3/8" FPT 4-Way

Flow Control Metering Valve



- Forged brass, nickel-plated body
- Panel mtg in 17/32" hole
- Compact size
- Double stem seal
- 300 PSI
- 175°F rated temperature

Part No.	Old No.	Description
8.710-775.0	371125	1/4", FPT In/out
8.710-776.0	371133	3/8", FPT In/out

Flow Control Metering Valve



The Valve that "Seals" (will not suck air).



- 3500 PSI to 28" vacuum - No leak
- Viton gland seal isolates metering threads from solution
- Stainless steel needle/brass seat
- 1/4" FPT ports
- Heavy-duty brass bar stock body
- 195°F rated temperature
- Panel mounts 5/8" hole
- Large easy-grip four-lobe handwheel
- Aluminum or Poly available

Part No.	Old No.	Description
8.904-362.0	371120X	Metering Valve / Alum Knob
8.904-361.0	371120P	Metering Valve / Poly Knob
8.740-083.0	077003A	Replacement Knob

Brass Metering Valve



- Easy grip, fluted plastic handle with pointer
- Brass body, Viton gland seal eliminates air leaks
- Panel mount 11/16" or 3/4" hole
- Extremely compact T-style
- 1/4" inlet/outlet
- 450 PSI
- 170°F

Part No.	Old No.	Description
8.710-773.0	371115	"T" 1/4 F x F - Forged
8.710-774.0	371116	"L" 1/4 M x M - Machined

Chemical Metering Valves



9.802-187.0

- Adjusts from off to full flow
- 4000 PSI
- 1/4" FPT Inlet - Outlet
- 6 GPM
- 2-30151 has presettable limiting orifice

Part No.	Old No.	Description
8.710-771.0	727628	Flow Control
9.802-187.0	2-30151	Flow Control w/ Locking Adjustment

Chemical Metering / On-Off Valve



- Dual knob control – Calibrate chemical flow w/base knob. Outside knob allows on/off control without changing calibration
- Single (1/2") hole panel mounting
- Brass & stainless steel materials

Part No.	Old No.	Description
8.710-770.0	371100	MV-100

ST-66 Chemical Meter & Selection Valve



- Two input barbs – for different chemicals to single outlet barb
- Double metering dial with center OFF
- Panel mount in single 5/8" hole

Part No.	Old No.	Description
8.710-779.0	371166	ST-66

Steam Valve

For "Combo" Hot Pressure Washer/Steamer Units. The single turn on/off diverter valve by-passes pump flow to reduce water flow to the coil, creating steam in place of normal hot water.



- Panel mount in 11/16" or 3/4" hole
- Machined brass body
- Easy-grip plastic knob
- 3600 PSI
- 175°F
- 1/4" MPT inlet/outlet

Part No.	Old No.	Orifice (mm)
8.711-263.0	400008	0.8
8.904-406.0	400012	1.2
8.904-407.0	400015	1.5
8.904-408.0	400018	1.8
8.904-409.0	400020	2.0

Compact Thermal Relief Valves



- 145°F "Trip" temperature

Part No.	Old No.	Size	"Trip" Temp
9.802-181.0	921421	3/8" MPT	145°F

Thermal Relief Valves



A MUST for any pump that might ever be left in bypass mode (unloading) for more than 15 seconds! Protects the pump from overheating caused by recirculating water.



- Installs in bypass line
- Automotive style wax element
- Automatically resets at cool down to 115°+ F
- No adjustment required
- 1/8" FPT side discharge
- 125 PSI inlet pressure
- 2.5 GPM flow

Part No.	Old No.	Inlet	"Trip" Temp
8.904-564.0	458000	1/4" MPT	140°F
8.904-565.0	458001	3/8" MPT	140°F
8.904-566.0	458005	1/2" MPT	140°F
8.723-943.0	458007	1/2" MPT	165°F

Compact Thermal Relief Valves



- 145°F "Trip" temperature

Part No.	Old No.	Size	"Trip" Temp
8.712-544.0	458024	1/4" MPT	145°F
8.712-545.0	458026	3/8" MPT	145°F
9.802-182.0	458028	1/2" MPT	145°F

TRV Thermal Relief Valves

Low Profile!



- Brass body
- Plastic covered barb
- 7mm Hose barb
- 145 PSI
- Opens at 145°

Part No.	Old No.	Inlet
8.712-546.0	458030	1/4"
8.712-547.0	458032	3/8"
8.712-548.0	458034	1/2"

Flow Meters

The answer to precision calibration and efficient operation of pressure washing systems.



- Flow scale measures gallons per hour (GPH)
- 100 PSI
- 150°F
- 1/8" FPT inlet & outlet port
- Wetted parts are brass or stainless steel, with or without metering valves
- Accurate within ±5%
- Precision cut and machined clear acrylic
- Metal mounting inserts for ease of installation (10-32 threads)
- Compact size – 2" tall scale, 4-3/32" overall height

Part No.	Old No.	GPH	Metal	Metering Valve
8.710-097.0	343722	.6 – 5	Brass	no
8.710-098.0	343723	.6 – 5	Brass	yes
8.710-101.0	343726	2 – 10	Brass	no
8.710-102.0	343727	2 – 10	Brass	yes
8.710-099.0	343724	.6 – 5	SS	no
8.710-100.0	343725	.6 – 5	SS	yes
8.710-104.0	343728	2 – 10	SS	no
8.710-105.0	343729	2 – 10	SS	yes

NOTE: All flow measurements must be on Low Pressure side of pump.

Discharge Manifold / Rupture Disk



LANDA®

- Prevents dangerous thermal expansion of water in the coil
- Ensures operator safety

Part No.	Description
9.149-003.0	Coil Outlet Discharge Manifold
8.725-944.0	Rupture Disk, 8000 PSI, Red
9.151-014.0	Rupture Disk, 5000 PSI, Blue
9.184-030.0	Rupture Disk Spacer

See thermostat on page 140

Rupture Disks



- Prevents dangerous thermal expansion of water in the coil
- Ensures operator safety

Part No.	Old No.	Description
9.802-192.0	2-3409	Assembly, 7000 PSI
8.707-381.0		Assembly, 8500 PSI

Safety Pressure Relief Valves

GIANT



- Prevents pressure overloads, protecting people and equipment
- Machined brass
- Automatically resets

Part No.	Old No.	Max PSI	Size
8.722-192.0	G022550A	1200 (Silver Spring)	1/4"
8.722-193.0	G022560A	2400 (Red Spring)	1/4"
8.722-194.0	G022565A	3600 (Orange Spring)	1/4"
8.722-190.0	G022532A	3600 (Orange Spring)	3/8"
9.802-191.0	G022533A	5000 (Blue Spring)	3/8"

Air Valve - Coil Blow Out

Install inline in front of coil and use air pressure to blow water out of coil to prevent "Freeze Up".



- Threaded connection
- 1/4" brass valve
- 1/8" model is stainless steel
- Valve cap included

Part No.	Old No.	Description
8.705-047.0	140073	1/8" Stainless Steel Connect
8.705-048.0	140075	1/4" Connect
8.902-426.0		Valve Assy, Water Blow-Out
8.707-314.0		Valve Assy, Water Tank Blow-Out

Pressure Reducing Valve

INLINE – Garden Hose Connect



- 200 PSI max inlet pressure (See discharge pressures, below)
- Improves efficiency of float valves
- Protects pumps from supply pressure surges
- Brass construction
- 3/4" female garden hose inlet (See outlets, below)

Part No.	Old No.	Discharge	Outlet
8.904-391.0	385130	20 PSI	1/2" FPT
8.711-164.0	385132	20 PSI	3/4" MGH
8.711-165.0	385133	30 PSI	3/4" MGH
8.711-166.0	385134	40-50 PSI	3/4" MGH

Easy Start Valve



- 3/8" MPT inlet
- 1/8" FPT outlet
- Machined brass housing
- Hose barb outlet
- Stainless steel internal
- 200°F
- 8 GPM

Part No.	Old No.	Description
8.709-865.0	339004	Easy Start Valve, 4100 PSI
8.709-866.0	339005	Easy Start Valve, 3500 PSI
9.802-137.0	140352	Hose Barb, 1/8" x 1/4" barb

Easy Start Valve



- 3/8" MPT inlet
- Hose barb outlet (8 mm)
- Machined brass body
- Stainless steel spring & ball
- 3200 PSI
- 176°F
- 7.8 GPM

Part No.	Old No.	Description
8.709-867.0	339006	Easy Start Valve

Steel Utility Gauges

Dry Gauges!

- Black lacquered steel case
- Bronze bourdon tube
- Dry gauge
- 1/4" NPT brass mounting stem
- Accuracy ± 3-2-3%



Part No.	Old No.	Pressure Range
2" bottom mount		
8.710-307.0	348552	0-60 PSI
8.710-308.0	348554	0-100 PSI
8.710-309.0	348558	0-200 PSI
8.710-310.0	348560	0-300 PSI

Fuel Oil Pressure Gauge



- 0-200 PSI
- Perfect for testing burner pump fuel pressure

Part No.	Old No.	Pressure Range
8.700-738.0	079020	0 - 200 PSI

Corrosion-Resistant ABS Gauge



- Acid & alkali proof plastic case
- Bronze bourdon tube
- 1/4" NPT brass mounting stem
- Accuracy Dry: ±3-2-3% Filled: ±1.5%

Part No.	Old No.	Pressure Range
8.710-291.0	348305	0-100 PSI
8.710-293.0	348307	0-200 PSI
8.710-294.0	348308	0-300 PSI
8.710-295.0	348312	0-1000 PSI
8.710-296.0	348313	0-2000 PSI
8.710-297.0	348314	0-3000 PSI
8.710-299.0	348316	0-5000 PSI

Pressure Gauge Kit



- 5000 PSI Cold Water
- 1-3/4" gauge
- 3/8" QC Socket
- 3/8" QC plug

Part No.	Description
8.712-208.0	Pressure Gauge Kit

Stainless Steel Pressure Gauges



- AISI 304 stainless steel case
- Bronze bourdon tube
- 99.5% pure glycerin filled
- PSI & Bar dual scale
- 1/4" NPT brass mounting stem
- Convex magnifying lens for easy reading
- Steel needle & peg
- Accuracy ± 1.5%

Part No.	Old No.	Pressure Range
2-1/2" Bottom Mount with Bronze Internals		
8.710-270.0	348216	0-100 PSI
8.710-272.0	348220	0-200 PSI
8.710-273.0	348224	0-300 PSI
8.710-276.0	348230	0-500 PSI
8.710-278.0	348240	0-1000 PSI
8.710-280.0	348245	0-2000 PSI
8.710-281.0	348250	0-3000 PSI
8.710-283.0	348255	0-4000 PSI
9.804-017.0	348260	0-5000 PSI
8.710-286.0	348262	0-6000 PSI
9.804-001.0	348265	0-10,000 PSI
2-1/2" Back Mount with Bronze Internals		
8.710-246.0	348125	30Hg - 0 Vacuum
8.710-250.0	348140	0-100 PSI
8.710-254.0	348150	0-500 PSI
8.710-256.0	348152	0-1000 PSI
8.710-257.0	348154	0-2000 PSI
8.710-258.0	348156	0-3000 PSI
8.710-259.0	348158	0-4000 PSI
9.803-996.0		0-5000 PSI
8.710-262.0	348162	0-6000 PSI
9.804-013.0	348165	0-10,000 PSI
Mounting Hardware for Back Mount Gauges		
8.710-223.0	348001	U-bracket
8.710-228.0	348090	3-hole flange, mounted

AMP Meters



- Designed for OEM or replacement
- Utilize as constant monitor or as test instruments
- Accuracy to ± 5%
- Rugged & weather-resistant
- Bright stainless bezel
- Metal case
- Fits 2-1/16" mounting hole

Part No.	Old No.	Range
8.701-686.0	091321	-15 to +15 Amps
8.701-687.0	091323	-20 to +20 Amps
8.701-688.0	091344	-60 to +60 Amps

Hour Meters for Gasoline Engines



- Elapsed time
- No battery required
- Digital quartz accuracy (± .02%)
- Extremely rugged
- & tamperproof
- Sealed from dirt & moisture
- Requires 2" panel cutout

Part No.	Description
8.749-183.0	EL 5-80V AC/DC 50/60 Hz
8.749-316.0	EL 24-277 AC/DC 50/60 Hz
9.802-283.0	115/240 VAC - Rectangle

Speedmaster Throttle Control



Stop overworking the engine and pump during bypass. Decelerator reduces engine speed when pump head pressure drops below 215 PSI, reduces flow during bypass, slows recirculation heat buildup.



- 3500 PSI
- 300°F
- A major system saver for gas engine units
- Machined brass body
- Stainless steel gland components
- 1/4" Male Connect
- Viton seals
- 42" lined and covered control cable
- Engine speeds infinitely adjustable for "Fine Tuned" system performance

Part No.	Old No.	Description
8.903-840.0	339000A	Throttle Control

Temperature Gauges



(Dial Thermometers)



- 3" diameter dial – stainless steel case
- Shatter-resistant polycarbonate lens
- Stainless steel stem (2.5")
- 1/2" MPT connector
- Accuracy to within 3% of dial range (ie. 50 - 500 = ± 6.8°F)

Part No.	Old No.	Description
8.712-488.0	426410*	Temp Gauge +50° to 500°F

*"Thermowell" to be used with dial thermometers in systems over 300 PSI. For best results fill thermowell with liquid silicon or glycol to increase sensitivity and accuracy of readings.

Thermowell for temperature gauge above

- Stainless Steel
- Gives 2000 PSI collapse protection
- 1.75" immersion length

Part No.	Old No.	Description
8.712-489.0	426423	Thermowell for 426410 above

Pressure & Temperature Test Set



Convenient test set provides both pressure and temperature check with one easy quick coupled connection at outlet of unloader or coil.



- **Test Set 5000**
500°F Thermometer
5000 PSI pressure gauge
for systems up to 2000 PSI
- **Test Set 10,000**
10,000 PSI pressure gauge
for systems up to 5000 PSI

Part No.	Old No.	Description
8.904-559.0	449045	Test Set 5000 (0-2500 PSI systems)
8.904-558.0	449040	Test Set 10,000 (0-5000 PSI systems)

ENGINE, MOTORS & PULLEYS

Briggs & Stratton Engines - Gasoline



VANGUARD,
V-TWIN OHV

Briggs & Stratton's top-of-the-line engines have proven performance in the pressure washer industry.

- Easy, quick starting
- Large fuel tank
- Super quiet muffler
- OilGuard® low-oil shutdown



Part No.	Old No.	HP	Shaft Diameter	Starter	Charge Rate	Fuel Tank	Model No.
9.802-325.0	5-0309	16	1"	Electric	20 Amp	N/A	Vanguard
8.715-067.0	5-0316	21	1"	Electric	N/A	N/A	Vanguard

NOTE: Mufflers for the above engine are sold separately. See Briggs & Stratton Engine Parts section below.



OHV VANGUARD


Power to complete any job quicker and easier with less wear and tear on major engine components.

- State-of-the-art carburetion system
- 30% quieter muffler than competition
- Cast/sintered iron sleeve
- OilGuard® low-oil shutdown



Part No.	Old No.	HP	Shaft Diameter	Starter	Charge Rate	Fuel Tank	Model No.
8.709-877.0	5-0313	11	1"	Recoil	N/A	2 gal	Vanguard
8.709-879.0	5-0314	13	1"	Recoil	N/A	2 gal	Vanguard
8.709-896.0	339405	5.5		One Pull Starting			Intek-Pro

Briggs & Stratton Engine Parts



8.701-826.0

8.701-823.0

8.701-820.0

Genuine Briggs & Stratton replacement parts are available. Please provide engine model/type/code to assure proper fit of replacement parts.

- Authorized manufacturer replacement parts
- Don't settle for cheap imitations



Part No.	Old No.	Description
8.701-826.0	091960	Briggs 16/18 HP Vanguard, Oil Filter
8.701-820.0	091950	Briggs 5 HP Industrial, Air Filter
8.701-821.0	091952	Briggs 8 or 11 HP IC, Air Filter
8.701-823.0	091954	Briggs 16/18 HP Vanguard, Air Filter

Honda Engine Parts



8.701-764.0

8.701-830.0

8.701-782.0

8.701-783.0

Original Honda replacement parts from the factory. Filters are a great add-on to every service order.

- Authorized manufacturer replacement parts
- Don't settle for cheap imitations



Part No.	Old No.	Description
8.701-830.0	091970	Honda 18/20 HP, Oil Filter
8.701-764.0	091746	Honda GX160, Air Filter
8.701-780.0	091775	Honda GX240/270, Air Filter
8.701-781.0	091777	Honda GX340, Air Filter
8.701-782.0	091779	Honda GX610/620, Air Filter (old style)
8.701-783.0	091779A	Honda GX610/620, Air Filter (new style)

Kohler Lombardini Engines - Diesel



Kohler Lombardini Water Cooled Diesel Engines provide superior power and quiet operation.



- Diesel powered
- Water cooled

New Part No.	Part No.	HP	Shaft Diameter	Starter	Charge Rate	Fuel Tank	Model No.
9.802-327.0	5-0407	27	1-1/2"	Electric	N/A	No	LDW1003, Water Cooled

Kohler Lombardini Engine Parts



74-2175107



74-2175164

Factory direct Kohler parts. Many parts stocked at *LANDA*.



- Authorized manufacturer replacement parts

New Part No.	Part No.	Description	Engine Model
8.717-912.0	74-2175107	Oil Filter	LDW602/903/1003
8.717-915.0	74-2175164	Air Filter	LDW602/903/1003
8.717-909.0	74-2175045	Fuel Filter	LDW602/903/1003

12 VDC Starter Solenoid

Universal type used on many lawn and garden tractors and mowers.



- Double terminal – 5/16" - 24 studs
- Same as used on 16 HP B & S Vanguard engines
- Rated for intermittent duty (i.e. for starting small gasoline engines)

Part No.	Old No.	Description
8.701-691.0	091357	12V DC Starter

Keyed Ignition Switch - 12 VDC



- Universal style/5 pole
- Off-On-Start (spring back to On)
- Panel nut and star-lock washer
- Two keys included
- Has two auxiliary circuits
- Universal - used for small engine controls on many lawn and garden tractors, mowers

Part No.	Old No.	Description
8.701-689.0	091350	Keyed Ignition Switch, 5 pole
8.701-690.0	091351	Keyed Ignition Switch, 6 pole

ENGINE, MOTORS & PULLEYS

Legacy Electric Motors (TEFC)



Totally Enclosed Fan Cooled (TEFC)

Part No.	HP	RPM	Shaft Dia	Bolt Circle	Frame/C-Face	Full Load Amps	Voltage
8.750-172.0	1.5	1725	5/8"	5-7/8"	56C	13	115
8.750-173.0	1.5	3450	5/8"	5-7/8"	56C	13	115
8.750-174.0	2.0	1725	5/8"	5-7/8"	56C	18	115
8.750-175.0	2.0	3450	5/8"	5-7/8"	56C	17.5	115

Baldor Motors - Open Drip Proof (ODP)

Industrial grade motors built specifically to meet or exceed the demands of the pressure washer industry.



- The industry standard
- U.L. Listed
- Any Baldor motor available



1 PHASE
56 FRAME



1 PHASE
184T FRAME



3 PHASE
184T FRAME

New Part No.	Part No.	HP	Phase	Voltage	RPM	Frame	Model
8.715-134.0	5-1044	1.5	1PH	115/230V	3450	56	34F171W448
9.802-338.0	5-1046	1.5	1PH	115V	3450	56C	17E072W505
8.715-137.0	5-1046E*	1.5	1PH	115V	3450	56C	34F316W448S2
9.802-339.0	5-1047	2.0	1PH	115/230V	3450	56C	35R613R717G1
8.715-133.0	5-1043	2.0	1PH	115/230V	3450	56H	35K263Y685
8.715-157.0	5-1071	2.0	1PH	115V	1725	56	35Q371R021G1
8.715-139.0	5-1047E*	2.0	1PH	115/230V	3450	56C	35K894Y685
9.802-340.0	5-1048	3.0	1PH	230V	3450	56C	35R613Y771G1
8.715-090.0	5-10081	3.0	1PH	208/230V	1725	56HC	35M895T356
9.802-341.0	5-1053	5.0	1PH	208/230V	3450	56CZ	35R606R761G1
8.715-146.0	5-1053E*	5.0	1PH	208/230V	3450	56CZ	35V142S241G1
8.715-091.0	5-10104	5.0	1PH	230V	1725	184TCZ	36G472W849
9.802-336.0	5-10401	6.2	1PH	230V	1725	184TZ	36J185X288G1
9.802-329.0	5-1011	6.2	3PH	208/230/460V	1725	184T	36B101Y483H2
9.802-331.0	5-1013	7.5	1PH	230V	1725	215T	L1510T
8.715-163.0	5-1080	8.2	1PH	208V	1725	215	N/A
8.715-164.0	5-1081	8.2	3PH	208V	1725	215	N/A
8.715-165.0	5-1082	8.2	1PH	230V	1725	215	N/A
8.715-166.0	5-1083	8.2	3PH	230/460V	1725	215	N/A
9.804-045.0	5-1016	10.0	1PH	230V	1725	215T	L1512T
9.802-335.0	5-1018	10.0	3PH	230/460V	1725	215T	M3313T
8.709-834.0	5-1025	15.0	3PH	230/460V	1725	254T	M2513T

*Replacement for old style **LANDA** "HOT" units, these have the capacitors on the side.

Baldor Motors - Totally Enclosed Fan Cooled (TEFC)



1 PHASE

Totally enclosed for special applications



- The industry standard
- U.L. Listed
- Any Baldor motors available

New Part No.	Part No.	HP	Phase	Voltage	RPM	Frame	Model
8.715-160.0	5-1074	2.0	1PH	115/208/230V	1725	56H	35N486S301G1
8.715-156.0	5-1070	4.0	1PH	230V	1725	56H	35Q988R447G1

NOTE: Any Baldor TEFC motor can be ordered.

Baldor Motors - C-Face Open Drip Proof (ODP)



Built to "Industrial" Specifications. "S" Indicates Motor Has On/Off Switch. "B" Indicates motor is black.



Part No.	Old No.	Motor HP/S	RPM	Shaft Dia	Bolt Circle	Frame/C-Face	Full Load Amps	Voltage
Single Phase								
8.709-719.0	337255	3/4	1725	5/8"	5 7/8"	56/56C	10.2/5.4/5.1	115/208/230
8.709-743.0	337302	1.5	1725	5/8"	5-7/8"	56/56C	14/7	115/230
8.709-744.0	337304	1.5	3450	5/8"	5-7/8"	56/56C	13.2/6.6	115/230
8.709-712.0	337232B	1.5S	1725	5/8"	5-7/8"	56/56C	14/7	115/230
8.709-713.0	337234B	1.5S	3450	5/8"	5-7/8"	56/56C	13.2/6.6	115/230
8.709-747.0	337311	2.0	1725	5/8"	5-7/8"	56/56C	18.4/9.2	115/230
8.709-749.0	337313	2.0	3450	5/8"	5-7/8"	56/56C	17.6/8.8	115/230
8.709-714.0	337240B	2.0S	1725	5/8"	5-7/8"	56/56C	18.4/9.2	115/230
8.709-715.0	337242B	2.0S	3450	5/8"	5-7/8"	56/56C	17.6/8.8	115/230
8.709-752.0	337321	3.0	1725	1-1/8"	7-1/4"	184TC	32/16	115/230
8.709-754.0	337323B	3.0	3450	5/8"	5-7/8"	56/56C	13.7/12.5	208/230
8.709-722.0	337263B	3.0S	3450	5/8"	5-7/8"	56/56C	13.7/12.5	208/230
8.709-723.0	337264B	3.0	1725	5/8"	5-7/8"	184CZ/56C	32/16	115/230
8.709-724.0	337265B	3.0S	1725	5/8"	5-7/8"	184CZ/56C	32/16	115/230
8.709-725.0	337266B	3.0S	1725	1-1/8"	7-1/4"	184TC	32/16	115/230
8.709-726.0	337267B	4.0	1725	1-1/8"	7-1/4"	184TC	17.5/16	208/230
8.709-727.0	337268B	4.0	1725	5/8"	5-7/8"	182TCZ/56C	17.5/16	208/230
8.709-728.0	337269B	4.0	3450	5/8"	5-7/8"	56/56C	38/21/19	115/208/230
8.709-730.0	337271B	5.0	1725	1-1/8"	7-1/4"	184TC	25/23	208/230
8.709-731.0	337272B	5.0	3450	5/8"	5-7/8"	56HCY/56C	24/23	208/230
8.709-733.0	337273B	6.0	1725	1-1/8"	7-1/4"	213C/182TC	26	230
8.709-734.0	337275B	7.5	1725	1-1/8"	7-1/4"	215C/182TC	36/33	208/230
Three Phase Motors								
8.709-814.0	337520	3.0	1725	1-1/8"	7-1/4"	182TC	8.6/8.2/4.2	208/230/460
8.709-821.0	337530	5.0	1725	1-1/8"	7-1/4"	184TC	14.8/14.7/7.4	208/230/460
8.709-824.0	337535	7.5	1725	1-3/8"	7-1/4"	215TC	23/22/11	208/230/460
8.709-825.0	337536	7.5	1725	1-1/8"	7-1/4"	215TCZ/184TC	23/22/11	208/230/460
8.709-829.0	337542	10.0	1725	1-1/8"	7-1/4"	215CZ	30/28/14	208/230/460

NOTE: Amp draw ratings require adequate wire size and full voltage to apply. Full load Amp ratings apply only when full rated voltage and properly sized wiring is used to supply power to motor.

Baldor Motors - Rigid Base Open Drip Proof (ODP)



3 PHASE
184T FRAME

Part No.	Old No.	Motor HP/S	RPM	Shaft Dia	Motor Frame	Full Load Amps	Voltage
Single Phase							
8.709-742.0	337301	1.5	1725	5/8"	56	14/7	115/230
8.709-748.0	337312	2.0	3450	5/8"	56	17/8.8	115/230
8.709-746.0	337310	2.0	1725	5/8"	56	18.4/9.2	115/230
8.709-751.0	337320	3.0	1725	1-1/8"	184T	32/16	115/230
8.709-759.0	337331	5.0	3450	5/8"	56	23-21	208/230
8.709-757.0	337329	5.0	1725	1-1/8"	184T	25/23	208/230
9.802-331.0	337279	7.5	1725	1-3/8"	215T	3-31	208-230
Three Phase Motors							
8.709-819.0	337529	5.0	1725	1-1/8"	184T	14.8/14.7/7.4	208/230/460
8.715-105.0	337534	7.5	1725	1-3/8"	213T	23/22.5/11.3	208/230/460
9.802-335.0	337540	10.0	1725	1-3/8"	215T	30/28/14	208/230/460
8.709-834.0	337545	15.0	1760	1-5/8"	254T	40.9/39/19.5	208/230/460

NOTE: Amp draw ratings require adequate wire size and full voltage to apply. Full load Amp ratings apply only when full rated.

ENGINE, MOTORS & PULLEYS

Baldor Motors - Totally Enclosed Fan Cooled (TEFC)



Featuring heavy gauge steel frames, ball bearings, welded base and "snap-action" starting for reliability. Built to industrial specifications.



Part No.	Old No.	HP	RPM	Shaft Dia	Bolt Circle	Frame/C-Face	Full Load Amps	Voltage
Single Phase								
8.709-766.0	337351	1.5	1725	5/8"	None	56	12/6	115/230
8.709-767.0	337352	1.5	1725	5/8"	5-7/8"	56C	12/6	115/230
8.709-769.0	337354	1.5	3450	5/8"	5 7/8"	56C	13.2/6.6	115/230
8.709-774.0	337363	2.0	3450	5/8"	5-7/8"	56C	17/8.5	115/230
8.709-773.0	337362	2.0	3450	5/8"	None	56	17/8.5	115/230
8.709-772.0	337361	2.0	1725	7/8"	5-7/8"	145TC	8.3	230 only
8.709-776.0	337370	3.0	1725	1-1/8"	None	184T	13.2	230
8.709-778.0	337373	3.0	3450	5/8"	None	56	12.5	230
8.709-779.0	337374	3.0	3450	5/8"	5-7/8"	56C	13.8-12.5	208-230
8.709-783.0	337379	5.0	1725	1-1/8"	None	184T	23	230
8.709-784.0	337380	5.0	1725	1-1/8"	7-1/4"	184TC	23	230
8.709-780.0	337376	5.0	3450	1-1/8"	None	184T	19.5	230
8.709-781.0	337377	5.0	3450	1-1/8"	7-1/4"	184TC	19.5	230
8.709-785.0	337383	7.5	1725	1-3/8"	None	215T	29-32	208-230
8.709-737.0	337280	7.5	1800	1-1/8"	7-1/4"	215C	34.1-30.8	208-230
8.709-786.0	337384	7.5	3450	1-3/8"	None	213T	30-33	208-230
8.709-793.0	337393	10.0	1725	1-3/8"	None	215T	40	230
Three Phase Motors								
8.709-813.0	337519	3.0	1725	1-1/8"	7-1/4"	182TC	9.1-8.2/4.1	208-230/460
8.709-762.0	337334	5.0	1725	1-1/8"	None	184T	14.6-13.2/6.6	208-230/460
8.709-760.0	337333	5.0	1725	1-1/8"	7-1/4"	184TC	14.6-13.2/6.6	208-230/460
8.709-827.0	337537	7.5	1725	1-3/8"	None	213T	22.1-20/10	208-230/460
8.709-735.0	337276	7.5	1725	1-3/8"	7-1/4"	213TC	22.1-20/10	208-230/460
8.709-789.0	337385	7.5	3450	1-1/8"	None	184T	19-17.2/8.6	208-230/460
8.709-831.0	337544	10.0	1725	1-3/8"	None	215T	29-26/13	208-230/460
8.709-794.0	337396	10.0	3450	1-3/8"	None	215T	26.6-24/12	208-230/460

NOTE: Some of these motors will require two days from order to shipping

A.O. Smith - Pressure Washer Motors

Excellent power efficiency. "S" indicates Motor has On/Off switch.



Part No.	Old No.	Motor HP/S*	RPM	Shaft Dia	Bolt Circle	Frame/C-Face	Full Load Amps	Voltage
8.709-800.0	337413	2.0	3450	5/8"	5-7/8"	56C/56C	17.2/9.2/8.6	115/208/230
8.903-804.0	337414S	2.0	3450	5/8"	5 7/8"	56C/56C	17.2/9.2/8.6	115/208/230
8.709-802.0	337423	3.0	3450	5/8"	5-7/8"	56C/56C	13.5	208/230
8.903-805.0	337424S	3.0	3450	5/8"	5-7/8"	56C/56C	13.5	208/230
8.709-808.0	337438	6.0	3450	7/8"	5-7/8"	56C/56C	22.0	208/230
TEFC Motor								
8.709-798.0	337407T	1.5	1750	5/8"	5-7/8"	56C/56C	15.0/7.5	115/230

Small Engine Test Equipment

Spark Tester



- Handy tool allows safe, easy visual inspection of ignition output
- Connects BETWEEN plug & plug wire
- Totally contained spark
- Engine will run with tester attached
- Neon test light verifies proper ignition

Part No.	Old No.	Description
8.701-680.0	091126	Spark Tester

Compression Tester



- Designed for small engines
- 2-1/2" dial reads up to 300 PSI
- 12" flexible hose to reach spark plug holes
- Adapters for 14mm and 18mm spark plug holes
- Built-in pressure holding/ release valves

Part No.	Old No.	Description
8.701-682.0	091133	Comp Tester

Wireless Tachometer



- Terrific service aid for 1-cylinder engines
- Just hold built-in antenna near spark plug
- Excellent for setting GPM on pressure washers; accuracy within 2% of full scale
- Two scales: 0-5000 RPM or 0-15,000 RPM
- Solid state electronics
- Requires 9 volt battery (not included)

Part No.	Old No.	Description
8.701-681.0	091132	Wireless Tach

Couplers Built by Browning or Lovejoy

Listed as individual coupler sections (half) to allow flexibility in design.

For complete coupler select:

Bore size for motor + Bore size for pump + Spider = Complete Coupler

NOTE: Select halves from same series as listed in groups below (i.e. All "090/095", "099/100")



Part No.	Old No.	Description	Bore
090/095 Series: Up to 3 HP Electric or 4 HP Gas			
8.709-620.0	336031	Coupler Half	24mm
8.709-640.0	336050	Coupler Half	5/8" (090)
8.709-634.0	336044	Coupler Half	3/4" (090)
8.709-635.0	336045	Coupler Half	15/16" (090)
8.709-639.0	336049	Buna Spider for 090 (STD)	

Part No.	Old No.	Description	Bore
099/100 Series: Up to 5-7 1/2 HP Electric or 5-13 HP Gas			
8.709-626.0	336038	Coupler Half	3/4" (100)
8.709-638.0	336048	Coupler Half	15/16" (099)
8.709-625.0	336037	Coupler Half	20mm(100)
8.709-627.0	336039	Coupler Half	24mm (099)
8.709-628.0	336039A	Coupler Half	24mm (100)
8.709-629.0	336040	Coupler Half	1" (100)
8.709-632.0	336042A	Coupler Half	1-1/8" (100)
8.709-637.0	336047	Coupler Half	1-3/8" (100)
8.709-633.0	336043	Buna Spider for 099/100 (STD)	

Pulleys

Fits Interpump, General and Admiral XLS, XDS Series pumps, plus XD3040, XD3047, XD3055 and XD3065.



- Double groove
- 24mm bore
- 2 x A groove

Part No.	Old No.	OD
8.711-115.0	376304	4.0"
8.711-116.0	376305	5.5"
8.711-117.0	376306	6.3"

Reference / Calculation Guide

Conversion Factors

1 inch = 25.4 mm	1 gal H2O = 8.33 lbs	1 gal = 3.79 liter	1 kg = 2.205 lbs
1 cm = 0.394 inch	1 oz = 23.35 gram	1 liter = 0.2642 gal	1 KW = 1.341 HP

Horsepower (HP) Equations

$$HP = \frac{GPM \times PSI}{1460} \quad PSI = \frac{HP \times 1460}{GPM} \quad GPM = \frac{HP \times 1460}{PSI}$$

Questions and Answers

Q: How fast do I turn my pump to give me a desired GPM?

A: Required RPM = $\frac{\text{desired GPM} \times \text{Rated RPM}}{\text{Rated GPM}}$

Q: What size pump pulley do I use to get a certain RPM?

A: Pump Pulley Diameter = $\frac{\text{Motor Pulley Diameter} \times \text{Motor RPM}}{\text{Pump RPM}}$

ENGINE, MOTORS & PULLEYS

Super "Gripnotch" V-Belts



- Full line of belts
- "V" notched for longer life and better performance
- For all LANDA machines

Part No.	Old No.	Size
8.710-726.0	369126A	AX26
8.710-727.0	369128A	AX28
8.710-728.0	369129A	AX29
8.715-673.0	369130A	AX30
8.710-732.0	369131A	AX31
8.710-735.0	369133A	AX33
8.715-682.0	5-602041	AX41
8.710-738.0	369135A	AX35
9.802-408.0	369136A	AX36
9.802-410.0	5-602038	AX38
9.802-411.0	5-602042	AX42
9.802-412.0	5-604022	BX22
8.710-734.0	369132B	BX32
9.802-414.0	369134B	BX34
9.802-415.0	369135B	BX35
9.802-416.0	369136B	BX36
8.715-698.0	369137X	BX37
8.710-745.0	369138B	BX38
8.710-748.0	369140B	BX40
9.802-419.0	369142B	BX42
8.710-754.0	369143B	BX43
9.802-421.0	369144B	BX44
8.710-756.0	369145B	BX45
8.710-758.0	369146B	BX46
8.710-760.0	369148B	BX48
8.710-763.0	369151B	BX51

Pulley Bushings

Split Taper "H"



- Split taper, malleable iron
- Keyed to both shaft and hub
- Highest torque carrying capacity

- For use with "H" sheaves, above.

Part No.	Old No.	Size
Motor / Engine Bushings		
8.710-782.0	372015T	H x 5/8"
8.710-780.0	372013T	H x 3/4"
8.710-783.0	372016T	H x 7/8"
8.710-784.0	372022T	H x 1"
8.710-786.0	372025T	H x 1-1/8"
8.710-787.0	372028T	H x 1-3/8"
8.715-638.0	5-511139	H x 1-3/8"-6B, Spline

Pump Bushings

8.711-118.0	376320	H x 20mm
8.711-119.0	376322	H x 22mm
8.711-121.0	376324	H x 24mm
8.711-122.0	376325	H x 25mm
8.711-123.0	376330	H x 30mm
8.711-124.0	376332	H x 32mm
8.711-125.0	376335	H x 35mm

Pulleys

- High quality cast iron pulleys
- Cast design
- All sizes available



AK pulley



2AK pulley



BK pulley



2BK pulley



3TB pulley

Part No.	Old No.	Size	OD
8.715-517.0	5-40102158	AK21*	2.10"
8.715-519.0	5-40102358	AK23*	2.30"
8.710-798.0	372225T	AK25*	2.50"
8.710-802.0	372427	AK28*	2.80"
8.710-803.0	372443T	AK30H	3.05"
8.715-527.0	5-40103201	AK32H	3.25"
8.715-530.0	5-40103401	AK34H	3.45"
9.803-898.0	5-40103901	AK39H	3.75"
9.802-369.0	5-40107401	AK74H	7.25"
8.715-538.0	5-40108401	AK84H	8.25"
8.715-539.0	5-40108901	AK89H	8.75"
9.803-298.0	5-40203001	2AK30H	3.05"
9.802-371.0	5-40203201	2AK32H	3.25"
9.804-047.0	5-40203401	2AK34H	3.45"
8.715-548.0	5-40204901	2AK49H	4.75"
8.715-546.0	5-40204401	2AK44H	4.25"
8.715-549.0	5-40205101	2AK51H	4.95"
9.802-372.0	5-40205401	2AK54H	5.25"
8.715-555.0	5-40206401	2AK64H	6.25"
9.802-374.0	5-40207401	2AK74H	7.25"
9.802-375.0	5-40208401	2AK84H	8.25"
9.803-548.0	5-40209401	2AK94H	9.25"
8.710-804.0	372457T	BK30H	3.30"
8.710-807.0	372466T	BK32H	3.35"
8.710-812.0	372504T	BK36H	3.75"
8.710-815.0	372562T	BK40H	3.95"
8.710-819.0	372586	BK45H	4.25"
8.710-823.0	372596T	BK47H	4.45"
8.710-831.0	372650T	BK52H	4.95"
8.715-567.0	5-40405701	BK57H	5.45"
8.710-837.0	372695	BK60H	5.75"
8.710-841.0	372704T	BK62H	5.95"
8.715-568.0	5-40406501	BK65H	6.25"
8.710-844.0	372730	BK70H	6.75"
8.710-849.0	372747T	BK75H	7.25"
8.710-851.0	372770T	BK80H	7.75"
8.710-854.0	372778T	BK85H	8.25"
8.710-858.0	372799T	BK100H	9.75"
8.710-809.0	372468T	2BK32H	3.35"
8.710-811.0	372499T	2BK34H	3.55"
8.710-813.0	372519T	2BK36H	3.76"
8.710-816.0	372563T	2BK40H	3.95"
8.710-820.0	372586T	2BK45H	4.25"
8.710-822.0	372594T	2BK47H	4.45"
8.710-833.0	372661T	2BK52H	4.95"
8.710-838.0	372700T	2BK60H	5.75"
8.710-839.0	372702T	2BK62H	5.95"
8.710-845.0	372730T	2BK70H	6.75"
8.715-583.0	5-40505001	2BK50H	4.75"
9.804-060.0	5-40506501	2BK65H	6.25"
9.802-388.0	5-40506701	2BK67H	6.45"
9.802-389.0	372774T	2BK80H	7.75"
8.715-593.0	372790T	2BK90H	8.75"
8.710-860.0	372810T	2BK100H	9.75"
8.715-598.0	5-406040	2TB40	4.35"
9.802-392.0	5-407034	3TB34	3.75"
9.802-394.0	5-407040	3TB40	4.35"

*x 5/8" Bore

115/230 Volt Oil Burners



- .4 to 3 GPH firing rate
- 6-1/4" Blower fan 115V and 230V
- 3450 RPM Pump/blower motor
- Solid state ignition
- Beckett "CleanCut" fuel pump with oil valve
- Air tube 2-3/4"
- UL recognized

Part No.	Old No.	Description
8.709-325.0	307032	Beckett AFG 115
8.709-326.0	307036	Beckett AFG 230

Beckett Burner Chart

BURNER				MOTOR			BLOWER WHEEL			IGNITOR ASSEMBLY		
Part No	Old No	Description	Becket No	Part No	Old No	Becket No	Part No	Old No	Becket No	Part No	Old No	Becket No
8.709-326.0	307036	AFG / 240Vac	VMG202	9.802-635.0	079608	21174U	9.802-649.0	079517	2999U	9.802-661.0	079668	21175U*
8.709-325.0	307032	AFG / 120Vac	VMG902	9.802-642.0	079602	21805U	9.802-649.0	079517	2999U	9.802-647.0	079669	51771U
8.709-327.0	307059	ADC / 13.5Vdc- W/O ICB*	VMG504	9.802-638.0	079613	21699UF	9.802-636.0	079518	21404U	8.701-131.0	079671	51777U
8.709-328.0	307061	ADC / 13.5Vdc- W/ICB	VMG505	9.802-638.0	079613	21699UF	9.802-636.0	079518	21404U	9.802-663.0	079670	51778U
8.717-071.0	N/A	SM / 120V	H01501	8.701-090.0	079604	2364U	9.803-057.0	079515	2383U	9.803-060.0	079682	51824U
8.717-090.0	N/A	SM / 240V	H01301	8.701-093.0	079609	21344U	9.803-057.0	079515	2383U	9.803-055.0	079665	21176U**

BURNER				FUEL PUMP			SOLENOID W/CORD SET			TUNE UP KIT		
Part No	Old No	Description	Becket No	Part No	Old No	Becket No	Part No	Old No	Becket No	Part No	Old No	Becket No
8.709-326.0	307036	AFG / 240Vac	VMG202	9.802-644.0	079642	2184403U	8.900-082.0	079054X	N/A	8.723-715.0	N/A	578730
8.709-325.0	307032	AFG / 120Vac	VMG902	9.802-645.0	079641	2184405U	8.900-081.0	079053X	N/A	8.723-715.0	N/A	578730
8.709-327.0	307059	ADC / 13.5Vdc- W/O ICB*	VMG504	9.802-562.0	079643	2184402U	8.900-080.0	079050X	N/A	8.723-715.0	N/A	578730
8.709-328.0	307061	ADC / 13.5Vdc- W/ICB	VMG505	9.802-562.0	079643	2184402U	8.900-080.0	079050X	N/A	8.723-715.0	N/A	578730
8.717-071.0	N/A	SM / 120V	H01501	9.802-645.0	079641	2184405U	8.900-081.0	079053X	N/A	8.723-715.0	N/A	578730
8.717-090.0	N/A	SM / 240V	H01301	9.802-644.0	079642	2184403U	8.900-082.0	079054X	N/A	8.723-715.0	N/A	578730

* Ignition Control Board ** Old iron core transformer

14 Volt ADC Oil Burner



- 14 Volt solid state ignition
- 1/6 HP
- 3450 RPM
- 4-1/4" Fan
- Beckett "CleanCut" fuel pump with oil valve
- Max rate 2.5 GPH

Part No.	Old No.	Description	Oil Valve	Electric Eye	Motor RPM
8.709-327.0	307059	Beckett 13.5V	Yes	-	3450
8.709-328.0	307061	Beckett 13.5V	Yes	Yes	3450

NOTE: Proper operation requires an engine with 16+ Amp alternator and deep cycle battery on nightly, overnight recharge

Beckett Misc. Parts



Part No.	Old No.	Beckett Part No.	Description
8.701-056.0	079530	149	Electrode Clamps (ALL)
8.701-063.0	079542	5432	Flange, w/ Gasket (ALL)
8.723-912.0	079543	5850	Flange, Split Uni A&S
8.701-070.0	079560	3616	Gasket, Universal AMF
9.802-653.0	079562	3416	Gasket, Unit Mtg
9.802-671.0	079592	5877	Burner Housing AFG/ADC
8.701-085.0	079595	5717 (51400)	Knurled Nut Kit ADC
8.701-134.0	079677	51304	Transf Mtg Gasket AFG
8.701-132.0	079674	31404	Transformer Clip
9.802-676.0	079654	7006U	Cadcell Flame det
8.701-137.0	079684	7556A0000	Primary Control, 14V DC
8.701-133.0	079675	3245	Transformer Spring
8.701-106.0	079629	AF90	Air Tube w/o Head
8.701-074.0	079573	5151501	Air Band (3 x 92 AFG)

Flex Couplings



Part No.	Old No.	Beckett Part No.	Description
9.802-648.0	079520	2454	5/16 "A"- (AFG)
9.803-058.0	079522	2433	5/16 "S"- (SF/SM)
9.802-637.0	079524	21405	12 - VDC ADC

Genisys™ Contractor Tool



Advanced Burner Control, 120 Vac primary safety control for residential and light commercial oil burners.

Part No.	Beckett Part No.	Description
8.726-018.0	52082U	Genisys Contractor Tool

Electrode / Insulator Assembly



Part No.	Old No.	Beckett Part No.	Description
9.802-668.0	079534	5780	Std to 9" AFG, SM, SF
8.717-978.0		578728	ADC

BURNERS & COILS

Oil Burners



115 / 230 Volt

- .75 to 3 GPH firing rates
- Solid state ignition (Low Amp)
- High volume 6-1/4" blower on 220V unit, 5-3/16" blower on 110V unit
- 3450 RPM pump/blower motor
- "A" - type SUNTEC fuel pump
- 3-3/4" air tube with adjustable flange for maximum versatility
- UL recognized



12 Volt

- 12 Volt solid state ignitor
- 3450 RPM fuel pump
- .5 to 2.75 GPH Capacity with oil valve



Part No.	Old No.	Description
8.709-317.0	307000	115V AC Burner w/ Oil Valve
8.709-318.0	307003	230V AC Burner w/ Oil Valve
8.709-319.0	307007*	12V DC Burner w/ Oil Valve

*Proper operation requires an engine with 16+ Amp alternator and deep cycle battery on nightly, overnight recharge

Wayne Burner Chart

Part No.	Description	Ignitor	Transformer	Motor	Blower Wheel	Fuel Pump	Solenoid Valve	Electrode Assembly	Tune Up Kit
8.709-317.0	Wayne 115V	8.700-802.0 079111	8.700-804.0 079115	8.701-095.0 079612	8.700-730.0 079005	8.700-749.0 079030	8.700-779.0 079062	8.700-770.0 079052	8.700-774.0 079056
8.709-318.0	Wayne 220V	N/A 079120	8.700-809.0 079123	8.701-094.0 079611	8.700-731.0 079006	8.700-749.0 079030	8.700-780.0 079063	8.700-770.0 079052	8.700-774.0 079056
8.709-319.0	Wayne 12V	8.700-807.0 079120 Includes	N/A N/A	8.700-739.0-FASCO 079021 8.700-740.0-MET to FASCO 079021X	8.700-727.0- (079003)FASCO 2.44" W x 2.53" T 5/16" shaft 8.700-728.0 (079003A) MET 3.44" W x 4.25" T 1/2" shaft	8.700-749.0 079030	8.700-782.0 079064	8.700-770.0 079052	8.700-774.0 079056 with 8.700-721.0 coupling for converting from MET to FASCO

NOTE: 8.700-721.0 - Coupling for 8.700-740.0 FASCO motor used on MET to FASCO converted burner

8.700-720.0 - Adaptor Bushing to allow MET blower wheel to work with FASCO motor

8.700-740.0 - Conversion Kit - Use MET to FASCO conversion kit if 12V burner motor cannot be identified. The kit contains the following parts: 8.700-739.0 Motor; 8.700-720.0 Adaptor bushing; 8.700-682.0 Adaptor Plate; 8.700-721.0 Coupling; 8.700-691.0 Screws (2); 8.700-104.0 Nuts

Blower Wheel



Part No.	Old No.	Wayne Part No.	Description	Shaft Size
8.700-730.0	079005	20288/SER	5-3/16" x 3-7/16"	1/2"
8.700-731.0	079006	21854/SER	6-1/4" x 4-3/16"	1/2"
8.700-726.0	078999	20673	4-1/4" x 3-1/8"	1/2"
8.700-727.0	079003	21427/SER3	12V (Fasco)	5/16"
8.700-728.0	079003A	21427	(MET)	1/2"

Common Parts - Beckett & Wayne



Oil Line

Brass Elbow

Part No.	Old No.	Description
8.701-054.0	079526	Oil Line, 6.5", Copper
9.802-667.0	079058	Oil Line, 8", Copper
8.701-053.0	079525	Oil Line, 9.5", Copper
8.700-784.0	079066	Brass 90° Elbow 1/8" flare, 1/8" MPT
8.700-785.0	079067	Brass 90° Elbow 3/16" flare, 1/8" MPT
8.700-738.0	079020	Oil Pressure Gauge 0 - 200 PSI
8.700-768.0	079051	(28737-1) Nozzle Adapter
8.705-063.0	140150	Straight Thru Double Nipple 1/8" x 1/8"

Wayne Burner Parts



Part No.	Old No.	Wayne Part No.	Description
8.700-774.0	079056	31156	Wayne Burner Tune-up Kit
8.700-770.0	079052	14733-001 14734-002	Electrode Assembly (Pair) with Buss Bars - G shape
8.700-743.0	079024	12945	Buss Bar - G shape
8.700-754.0	079034	14344	Burner Gasket
8.700-692.0	078785	12484	Universal Gasket
8.700-735.0	079014	4725	Burner Housing (E-Series)
8.700-736.0	079016	2689	Burner Flange "F"
8.700-776.0	079059	13279	Flex Coupler A Fuel Unit
8.700-777.0	079060		Coupler End (J Pump 7/16")
8.700-733.0	079010	13360	Trans Clip Screw
8.700-734.0	079011	13038	Trans Clip
8.700-729.0	079004	2668	Outer Air Band (8 Hole)
8.700-732.0	079007	2669	Inner Air Band (8 Hole)
8.700-714.0	078979	31702-014	Gun Assy, F/307007
8.700-680.0	078752		Nzl Adapter w/legs MSR/DC

Burner Motors



48M



48N

Part No.	Old No.	Capacitor	RPM	HP	Flange	Voltage	Wayne / Beckett
9.802-642.0	079602	Y	3450	1/7	48M	115V	20627 / 21805U
9.802-635.0	079608		3450	1/7	48M	240V	20892 / 21174U
8.700-739.0	079021		4500	1/5	48M	12VDC	21993-005 / N/A
9.802-638.0	079613		3450	1/6	48M	13.5V	21699UF
8.701-090.0	079604		3450	1/4	48N	115V	N/A / 2364U
8.701-091.0	079605		3450	1/4	48N	12V	N/A / 21539UF
8.701-093.0	079609	Y	3450	1/4	48N	115/240V	N/A / 21344
8.701-094.0	079611		3450	1/5	48N	240V	21328 / 21173U
8.701-095.0	079612		3450	1/5	48N	115V	20554 / 2900U
8.700-740.0	079021X	Kit, 12VDC/MET to Fasco					
Universal							
8.700-741.0	079022		3450	1/7	48M	110-60 Hz	
8.700-744.0	079025		3450	1/5	48N	110/240V	Capacitor Start

Beckett Tune-Up Kit



Fits all Beckett Burners with 3" or 3-5/8" air tube

Kit contains:

- 4-Becket Electrodes
- 2-Couplings
- 1-Fuel Line



Part No.	Description
8.723-715.0	Beckett Burner Tune-up Kit

Blower Wheels



Part No.	Beckett Part No.	Description	Shaft Size
9.803-057.0	2383U	6-1/4" D x 3-7/16" W	1/2" SF-SM
9.802-649.0	2999U	4-1/4" D x 2-1/2" W	1/2" AFG
9.802-636.0	21404	4-1/4" D x 2-7/16" W	5/16" ADC

CleanCut Fuel Pump



Simple design provides faster cleaning, more reliable cut offs, and cut ons. Cleaner operation-less soot. More reliable-fewer moving parts. Reduced motor load in start up. Higher capacity - 4 GPH at 100 PSI.



- 100-200 PSI - Factory set 100 PSI
- Inlet pressure 10 PSI
- Rated speed 3600 RPM
- Includes built in solenoid w/ cord set

Part No.	Old No.	Description
9.802-645.0	079641	110 Volt
9.802-644.0	079642	220 Volt
9.802-562.0	079643	12 Volt

Fuel Pumps



- Use with single or dual line systems
- Pressure adjustment valve

Part No.	Old No.	Suntec PN	GPH	RPM	Rotation
Standard Pumps					
8.700-749.0	079030	A2VA7116	3	3450	RH
8.700-753.0	079033	A2VC7118	3	3450	LH
8.700-756.0	079031	A1YA7912	7	1725	RH
8.700-757.0	079037	A2YA7916	7	3450	RH
8.700-748.0	079028	A2RA7710			RH
Pumps with Solenoid					
8.700-758.0	079038	A2VA3006-N221R w/12V	4	3450	RH
8.700-759.0	079038-110	A2VA3006-N621L w/110V	3	3450	RH
8.700-760.0	079038-220	A2VA3006-N721RS w/220V	3	3450	RH
Pump Replacement Parts					
8.700-764.0	079044	3715732 Pump Fuel Screen (A2VA 7116)			
8.700-772.0	079055	3715744 Pump Fuel Screen (A2AVA 7916)			
8.700-765.0	079045	3779801 Gasket Cover			

Fuel Conditioner & Soot Remover

Red Devil eliminates soot buildup.



- Easy to use – just add to burner fuel
- Keeps burner at top efficiency
- 1 oz. per 10 gallons

Part No.	Old No.	Description
8.704-625.0	112057	Pint (16 oz)
8.704-626.0	112059	Quart
8.719-158.0	9-4007	Soot-O-Magic Stick

BURNERS & COILS

Burner Transformers



- 10,000 Volt spark
- 2.2 Amp @ 120V
- 8.5 lbs
- Traditional copper wire wound



Part No.	Old No.	Beckett Part No.	Mounting	Volt
9.802-661.0*	079668	51343U	AFG	240V
8.701-125.0*	079662	21376U	S-SF-SR-SM	120V
9.803-055.0*	079665	21176U	SM	240V

* Bottom Mount

Burner Ignitors




- Solid State Technology
- 14,000 Volt spark
- Only .35 Amp @ 110V
- 1.7 lbs



Part No.	Old No.	Beckett Part No.	Mounting	Volt
9.802-647.0	079669	51771U	AFG/Lo Amp	120V
8.701-131.0	079671	517770	ADCw/o CB	12VDC
9.802-663.0	079670*	517760	ADCw/ CB	12VDC
8.701-149.0	079707	517780	SDCw/ Con BD	12VDC
9.803-060.0	079682	51824U	SM/SF	120V
8.701-140.0	079687	51779U	SDCw/o CB	12VDC

*complete with Timer

Base Plates for Ignitors



Part No.	Old No.	Description
8.701-116.0	079644	A, Trans/Ign
8.701-117.0	079645	S, Trans/Ign
8.701-118.0	079646	E, Trans/Ign
8.701-119.0	079647	M, Trans/Ign

Nozzle Accessories



Part No.	Old No.	Description
8.700-849.0	079221	Nozzle Tray (Metal) (Open Top, 55-Compartment, Plastic)

Burner Transformers



- 10,000 Volt spark
- 2.2 Amp @ 120V
- 8.5 lbs
- FranceFormer



Part No.	Old No.	Wayne Part No.	Mounting	Volt
8.700-804.0	079115	23101/E	Side/EH-EHA	120V
8.700-806.0	079117	23101/M	Back/M-MSR	120V
8.700-809.0	079123	23103/E	Side/EH-EH	230V
8.700-810.0	079124	23103/M	Back/10KVA	120V

Burner Ignitors



- Solid State Technology
- 14,000 Volt spark
- Only .35 Amp @ 120V
- 1.7 lbs



Part No.	Old No.	Wayne Part No.	Mounting	Volt
8.700-802.0	079111	101122/001	Side/EH-EHA, France	120V
8.700-803.0	079113	101121/001	Back/M-MSR, France	120V
8.700-800.0	079107	31813-002	Side/EH-EHA, Allanson	220V
8.700-801.0	079109	31812-002	Back/M-MSR	220V
8.700-807.0	079120	31812-003	Rear Mount, Carlon	12V
8.700-820.0	079152	31813003	Side Mount(E)	12V

12 VDC KIP Fuel Solenoid Valve



- Brass body
- 12V DC coil
- 1/8" FPT I/O ports
- Conduit connector
- 5/64" orifice = 6 watt

Part No.	Old No.	Description
8.701-120.0	079652	Fuel Solenoid Valve

Smoke Tester - Diagnostic Tool

The smoke tester gives you the ability to measure smoke (soot) density and adjust air flow and fuel pressure to optimize burner performance.



A properly tuned burner:

- Heats water more efficiently
- Doesn't build up soot in the coil
- Doesn't pollute the air
- Keeps your customers happy
- A tool that should be used by every serviceman in the industry.

Part No.	Old No.	Description
8.712-507.0	449020	Smoke Tester
8.712-506.0	449019	Filter Paper Refill*

*40 sheet (10 tests per sheet)

Oil Solenoid Valve



- Unitized mounting on Suntec fuel pumps
- 1/8" FPT Inlet
- 300 PSI
- Uses standard SUNTEC coil

Part No.	Old No.	Description
8.700-779.0	079062	110V Oil Valve - R642
8.700-780.0	079063	220V Oil Valve - R753
8.700-782.0	079064	12/24V Oil Valve - R261
8.700-811.0	079125	Flow Thru Connector Bolt
8.700-812.0	079126	Aluminum Seal Washer
8.900-081.0	079053X	110V Coil w/ Cord Set
8.900-082.0	079054X	230V Coil w/ Cord Set
8.900-080.0	079050X	12/24 Coil w/ Cord Set
9.802-640.0	079096	115V Coil w/o Cord Set
9.802-641.0	079097	230V Coil w/o Cord Set
8.700-794.0	079098	12/24VDC Coil w/o Cord Set
8.700-795.0	079099	Cord Set Only
8.900-079.0	079047	8mm Nut for Old Style Coil

Gas Burner Rings - N/G or L/P Gas Jets

The Standard for Gas-Fired Pressure Washers. Impinging Jet Burner Rings offer the most efficient utilization of gas for heating water.



Gas Burner Ring

Part No.	Old No.	Model No.	Jets Req'd	1000 BTUH
Gas Burner Rings Only				
8.710-203.0	347502	Z-21	20	100-200
8.710-204.0	347504	X-11	32	160-320
8.710-207.0	347506	X-44	44	220-440
8.710-210.0	347508	X-66	66	330-660
8.904-003.0	347510	X-88	88	440-880



Gas Jets

Part No.	Old No.	Drill Size	Orifice Size	Use
Gas Jets for Burner Rings* (above)				
8.710-215.0	347552	#52	(.0635)	NG
8.710-216.0	347554	#54	(.055)	NG
8.710-217.0	347562	#62	(.038)	LP
8.710-218.0	347565	#65	(.035)	LP
8.710-219.0	347566	#66	(.033)	LP
8.710-214.0	347549	Blank (Must Be Drilled)		

*Due to freight damage on assembled rings / jets...Separately order correct number & size of jets for each burner ring.

Honeywell Gas Valves



9.803-615.0

Natural Gas - Small Millivolt Valve

Part No.	Old No.	Description
9.803-615.0	7-7000CH1	Natural Gas Millivolt Valve, 3/4" NPT
9.803-617.0	7-7CH1	Pilot for Piezo Ignitor
9.803-611.0	7-70360	47" Powerpile
9.803-614.0	7-70232	LP Conversion Kit (NG to LP)
8.718-116.0	7-7078	NG Conversion Kit (LP to NG)



9.803-616.0

Natural Gas - Small Electronic Ignition Valve

Part No.	Old No.	Description
9.803-616.0	7-700021	Natural Gas Electronic Ignition Valve, 24V, 3/4" NPT
9.803-618.0	7-702320	LP Conversion Kit (NG to LP)
8.718-112.0	7-70700	NG Conversion Kit (LP to NG)

See Electronic Ignition Parts Below



8.718-048.0



9.803-612.0

Natural Gas/LP - Large Electronic Ignition Valve

Part No.	Old No.	Description
8.718-050.0	7-70003	Natural Gas Electronic Ignition Valve, 24V, 1" NPT (no LP conversion kit)
8.718-048.0	7-700022	LP Gas Electronic Ignition Valve, 24V, 1" NPT (no NG conversion kit)
9.803-612.0	2-990581	Solenoid Pilot

See Electronic Ignition Parts Below



9.803-613.0



9.803-610.0

Electronic Ignition

Part No.	Old No.	Description
9.803-613.0	7-701510	Electronic Ignition Controller Black 90 sec TFI
9.803-610.0	7-702371	Pilot, Electronic Ignition
9.803-562.0	6-01352	48" Ignition Cable
8.905-681.0	6-01353	60" Ignition Cable
8.930-332.0		69" Ignition Cable

BURNERS & COILS

Delavan Fuel Nozzles



Part No.	Old No.	GPH
8.701-018.0	079477	2.00 x 60°W
8.701-020.0	079479	1.65 x 80°W
8.701-021.0	079480	1.50 x 80°W
8.701-023.0	079481	1.75 x 80°W
8.701-024.0	079482	2.00 x 80°W
8.701-025.0	079483	2.25 x 80°W

Part No.	Old No.	GPH
8.701-026.0	079484	2.50 x 80°W
8.701-028.0	079486	2.75 x 80°W
8.701-029.0	079487	3.00 x 80°W
8.701-031.0	079490	4.00 x 80°W
8.701-039.0	079505	1.65 x 90°W
8.701-032.0	079492	2.00 x 90°W

NOTE: The above "W" Nozzles are Stocked - All Sizes Are Available

Select proper size for maximum burner efficiency.

GPH	60° A Hollow Part No	60° A Hollow Old No	60° B Solid Part No	60° B Solid Old No	70° A Hollow Part No	70° A Hollow Old No	70° B Solid Part No	70° B Solid Old No	80° A Hollow Part No	80° A Hollow Old No	80° B Solid Part No	80° B Solid Old No	90° A Hollow Part No	90° A Hollow Old No	90° B Solid Part No	90° B Solid Old No
.50	8.700-850.0	079225	8.700-868.0	079250	8.700-887.0	079275	-	-	8.700-911.0	079325	-	-	-	-	8.700-981.0	079400
.60	-	-	-	-	-	-	-	-	8.700-912.0	079326	8.700-932.0	079351	8.700-960.0	079376	-	-
.65	8.700-852.0	079227	-	-	-	-	-	-	8.700-913.0	079327	8.700-933.0	079352	8.700-961.0	079377	-	-
.75	-	-	8.700-870.0	079253	-	-	8.700-896.0	079303	8.700-914.0	079328	8.700-934.0	079353	8.700-962.0	079378	8.700-982.0	079403
.85	8.700-853.0	079229	8.700-871.0	079254	-	-	-	-	8.700-915.0	079329	8.700-935.0	079354	-	-	8.700-983.0	079404
.90	8.700-854.0	079230	8.700-872.0	079255	-	-	-	-	8.717-333.0	900450	8.700-936.0	079355	8.700-963.0	079380	-	-
1.00	8.700-855.0	079231	8.700-873.0	079256	8.717-276.0	799516	8.700-897.0	079306	8.700-916.0	079331	8.700-937.0	079356	9.802-583.0	900451	8.700-984.0	079406
1.10	8.700-856.0	079232	8.700-874.0	079257	-	-	-	-	8.700-917.0	079332	8.700-938.0	079357	8.717-332.0	900449	8.700-985.0	079407
1.20	8.700-857.0	079233	8.700-875.0	079258	8.700-890.0	079283	-	-	8.700-918.0	079333	8.700-939.0	079358	-	-	-	-
1.25	8.700-858.0	079234	8.700-876.0	079259	-	-	8.700-899.0	079309	8.700-919.0	079334	8.717-350.0	900766	8.700-966.0	079384	8.700-986.0	079409
1.35	8.700-859.0	079235	8.700-877.0	079260	-	-	8.700-900.0	079310	9.802-584.0	900452	8.717-358.0	900784	8.700-967.0	079385	8.700-987.0	079410
1.50	8.717-328.0	900367	8.700-878.0	079261	8.717-278.0	799518	-	-	8.700-921.0	079336	8.717-351.0	900767	9.802-585.0	900650	8.700-988.0	079411
1.65	8.700-861.0	079237	8.700-879.0	079262	-	-	-	-	8.700-922.0	079337	8.700-943.0	900768	8.700-969.0	079387	8.700-989.0	079412
1.75	8.700-862.0	079238	8.700-880.0	079263	8.700-892.0	079288	8.700-903.0	079313	8.717-329.0	079338	8.717-352.0	900769	8.700-970.0	079388	9.802-575.0	079413
2.00	8.717-327.0	900270	-	-	-	-	8.700-904.0	079314	8.700-924.0	079339	8.717-353.0	900771	8.700-971.0	079389	9.802-576.0	079414
2.25	8.700-864.0	079240	8.700-881.0	079265	-	-	8.700-905.0	079315	8.700-925.0	079340	8.700-946.0	900773	8.700-972.0	079390	8.700-992.0	079415
2.50	8.700-865.0	079241	8.700-882.0	079266	8.700-893.0	079291	-	-	8.700-926.0	079341	8.700-947.0	900775	8.700-973.0	079391	9.802-586.0	079416
2.75	8.700-866.0	079242	8.700-883.0	079267	-	-	-	-	8.700-927.0	079342	8.717-330.0	900375	8.700-974.0	079392	8.700-994.0	079417
3.00	-	-	-	-	8.700-894.0	079293	-	-	8.700-928.0	079343	8.717-354.0	900777	8.700-975.0	079393	8.700-995.0	079418
3.25	8.700-867.0	079244	-	-	8.700-895.0	079294	-	-	-	-	8.700-950.0	079369	8.717-336.0	900454	8.700-996.0	079419
3.50	-	-	8.700-884.0	079270	-	-	-	-	8.700-929.0	079345	-	-	8.700-977.0	079395	8.700-997.0	079420
4.00	-	-	-	-	-	-	-	-	8.700-930.0	079346	8.700-952.0	079371	8.700-978.0	900456	8.700-998.0	079421
5.00	-	-	-	-	-	-	-	-	-	-	8.717-357.0	900783	8.700-979.0	079398	-	-
6.00	-	-	-	-	-	-	-	-	-	-	8.700-956.0	079374	-	-	8.701-000.0	079425
6.50	-	-	-	-	-	-	-	-	-	-	8.700-953.0	079372	-	-	-	-
7.00	-	-	-	-	-	-	-	-	-	-	-	-	-	-	-	-
8.00	-	-	-	-	-	-	8.700-910.0	079324	-	-	-	-	-	-	-	-

"Snap" Fuel Nozzle Check Valve

Spring loaded "snap" check valve replaces filter element on fuel nozzle. Valve opens when fuel pump pressure reaches 130 PSI and "snaps" shut when fuel pressure drops below 130 PSI. Stops "smokey" burners at start up and eliminates "shut down" after burn.



- Reduces nozzle fouling caused by residual fuel in orifice
- Easy field installation in standard fuel nozzles
- Reduces soot build up in coil

Part No.	Old No.	Description	PSI
8.900-083.0	079210	Snap Fuel Valve,	100
8.900-084.0	079211	Snap Fuel Valve,	130
8.700-845.0	079215	Snap Check Valve, (5 pack)	130
8.700-844.0	079214	Snap Check Valve, (5 pack)	100

1" Gas Valves by Robert Shaw

Universal type for new equipment or replacement.



- Manual gas cock
- Auto pilot safety valve
- Wiring & hardware included
- Pilot gas filter
- 600,000 BTU LP gas
720,000 BTU Natural Gas
- 1" inlet/outlet

*Kit is for 8.710-174.0 and includes: gas valve, flame sensor, electrode pilot relight and harness

Part No.	Old No.	Description
8.710-178.0	347406	240 Vac/NG, Standing Pilot
8.710-179.0	347407	24 Vac, NG, Standing Pilot
8.710-174.0	347403	24 Vac, NG, Electronic Ignition
8.710-181.0	347409	700 MV, Natural Gas
8.710-163.0*	347379	24V Retrofit Kit (NG) 720,000 BTU

LP Conversion Kit below

LP Conversion Kit for Robert Shaw



Convert NG to LP

Part No.	Old No.	Description
8.710-187.0	347421	1" LP Conversion Kit
8.710-164.0	347380	LP Orifice

Gas Valves - LP or Natural

Universal type for building new systems or field replacement. 750 MV, 24V or 120V Controls by White-Rodgers.



- 335,000 BTU max
- 3/4" inlet/outlet
- All adjustments & wiring connections on top of valve
- Automatic outlet pressure regulator
- A.G.A. design certified, C.G.A. certified

Part No.	Old No.	Description
8.710-172.0	347400	Gas Valve 24V (1)
8.710-182.0	347410	Gas Valve 120V (2)
8.710-183.0	347412	Gas Valve 750 MV (1)
8.750-110.0		3/4" NG to LP Conversion Kit
8.750-109.0		3/4" LP to NG Conversion Kit

- (1) Includes two 3/4" x 1/2" all-thread plated bushings and valve instructions.
 (2) Includes L.P. Kit, two 3/4" x 1/2" and one 1/2" x 3/8" all-thread plated bushings and all instructions.

White-Rodgers Repair Parts

Part No.	Old No.	Description
8.710-184.0	347416	24V Cycle Pilot Control (347425)
8.710-197.0	347440	120V Cycle Pilot Control
8.710-198.0	347446	Gas Ignition Electrode (24" Lead)

Gas Valve Accessory Components

Use with both 3/4" and 1" models on this page



8.710-190.0

Part No.	Old No.	Description
8.710-190.0	347430	750 MV Generator
8.710-191.0	347431	P110T Pilot Burner (Natural gas)
8.718-092.0	347436	Thermo Couple (w/ 24") Cap Tube
8.710-196.0	347438	Thermo Couple (w/ 36") Cap Tube

Draft Diverters / Rain Caps

LANDA®



7-10031



7-10033

- Draft diverter prevents backdrafts, keeps cold air out
- Rain cap prevents water running down vent pipes
- Fits on standard stove pipe
- Hot dipped galvanized

Part No.	Old No.	Description
8.717-728.0	7-1003	8", Round
9.801-040.0	7-10031	10", Round
8.717-730.0	7-10032	12", Round
8.717-731.0	7-10033	10", Exhaust Stack, Cap
8.717-732.0	7-10034	12", Exhaust Stack, Cap

Flue Adapters

LANDA®



7-10049



7-1004

- Used to vent exhaust from horizontal hot water machines
- Hot dipped galvanized
- Adapts to standard stove pipe

Part No.	Old No.	Description
8.903-430.0	30-199*	8" without Stack, new style kit
8.717-745.0	7-10049	8" without Stack, new style
8.750-310.0		8" without Stack, HOT, MHC
8.717-769.0	7-10071	10" without Stack, SLT/SLX
8.717-733.0	7-1004	8" with Stack, old style
8.717-734.0	7-10041	10" with Stack, old style
8.903-428.0	30-197	10" SLX Models
8.903-429.0	30-198	10" SLT Models

*Includes insulation and mounting hardware

BURNERS & COILS

Coils

LANDA®



- Cold rolled pipe, no weak points from heating to make bends
- Heavy-duty schedule 80 carbon steel pipe
- "Aluminized Steel" wrapper
- Best warranty in the industry

95-07121212

Part No.	Old No.	Description
8.912-239.0	95-07121212	DuraCoil 20" Dia, Sch 80 with Aluminized Steel Wrap, Horizontal
9.803-134.0	95-07121218	DuraCoil 14.5" Dia, Sch 80, MVC, VHP
8.914-962.0		DuraCoil 14.5" Dia, Sch 80, MHC, HOT
9.803-135.0	95-07121220	VNG-S after 4/99, new style, 18" dia., ENG,VNG, NG,VHG
8.912-247.0	95-07121222	DuraCoil, VNG, Large, after 3/97, new style ENG,VNG,NG
8.912-241.0	95-07121213V	VNG-S, 16" (5/89-3/99) Except 8-2500, 6-3000, old style
8.912-240.0	95-07121212V	VNG-S Except 8-2500, 6-3000, old style pre 5/89
8.912-238.0	95-071212111	GTO Replacement Coil
8.912-248.0	95-07121224	DuraCoil, 6-3,8-3 VNG/VHG for modulating thermo

Top & Bottom Wraps

LANDA®



- Stainless and mild steel

95-07121011S



95-07121012



95-07290013

Part No.	Old No.	Description
8.912-187.0	95-07121011S	Top, Yellow
8.912-192.0	95-07121014S	Top, Stainless Steel, PHW
8.914-969.0		Top, Stainless Steel, MHC, HOT
8.917-500.0		Top, Yellow, MHC, HOT
8.912-191.0	95-07121014	Bottom, Wrinkle Black, PHW
8.914-946.0		Bottom, Wrinkle Black, MHC, HOT
8.912-188.0	95-07121012	Bottom, Yellow
8.912-193.0	95-07121015	Bottom, Stainless Steel
8.912-866.0	95-07290013	Outer, MVC
9.803-027.0	95-07290013S	Outer, Stainless, MVC

Coil Insulation

LANDA®



7-0140

7-0141

7-01401

7-01482



7-014832

7-01484

- Refractory grade ceramic
- Retains heat inside coil for better fuel efficiency and paint protection

Part No.	Old No.	Description
9.802-883.0	7-0140	Front Head, No Hole
8.735-002.0		Front Head, No Hole, 16"
9.802-894.0	7-0141	Burner Head, with Hole
8.731-284.0		Burner Head, with Hole, 16"
8.933-009.0	7-0144	Gasket, Burner Plate
8.717-424.0	7-01470	Gasket, Skid Stackless Top
8.717-425.0	7-01471	Gasket, Stackless Adapter
9.802-900.0	7-01482	Tank Bottom, 1" Blanket, VHW, VHP
9.802-901.0	7-014832	Tank Head 16" OD x 8" ID, VHW, VHP
8.717-396.0	7-01401	Disk, Flash Pan, GTO (2 required)
8.717-410.0	7-0142	Blanket, with Foil sqft (10 sqft required)
9.802-896.0	7-01430	Blanket-No Foil, 24" x 57", Horizontal
9.802-902.0	7-01484	Blanket-Die Cut, 28" x 24", Horizontal
8.717-433.0	7-014841	Blanket-Die Cut, 33" x 89" (VNG)

Insulation & Rigid Disc / Donuts

Refractory Grade Ceramic **Kawool** Formed; retains heat inside coil for better fuel efficiency and paint protection.



Part No.	Old No.	Description	Thickness	Width	Length
"Rigid Formed" Donut & Discs					
8.704-807.0	122253	Donut	.88"	18"	6"/4.4"
8.704-810.0	122258	Donut	.88"	16"	6"/4.4"
8.704-808.0	122254	Disc	1/2"	18"	
8.704-809.0	122257	Disc	1/2"	16"	
Insulation Blanket					
8.901-288.0	122204	Coil Wrap	1"	24"	4'
8.901-289.0	122205	Coil Wrap	1"	24"	5'
8.704-800.0	122206	Coil Wrap	1"	24"	6'
8.704-802.0	122222	Full Roll	1/2"	24"	37.5'
8.704-805.0	122225	Full Roll	1"	24"	25'

Landa Flow Switch



Horizontal or vertical mounting.



- Viton seals
- For solenoid control only
- 1.8 min - 8 max GPM
- 4350 PSI
- 3/8" FPT Inlet / Outlet
- 190°F
- 12-250V, 1 Amp switch
- 2-wire reed
- 63" wire length
- Tough, impact-resistant, glass-reinforced, nylon housing
- Tungsten contact reed switch
- Heavy-duty machine brass internals

Part No.	Old No.	Description
8.933-006.0	6-021730	Landa MV60, Versatile Mount (Gray)
8.712-244.0	410305A	Vertical Mount Only
9.803-266.0	6-021740	Reed Switch Only (2 wire)

Legacy Flow Switch



Allows for mounting versatility.



- 4050 PSI
- 3500 rated pressure
- Horizontal or vertical mount
- Forged brass body
- 48" Wire length
- 2 Wire Reed
- 3/8" MPT inlet/outlet
- 8 GPM
- 190°F
- One Amp switch
- Solenoid control

Part No.	Old No.	Description
8.712-246.0	410307P	Flow Switch
9.803-266.0	109672	Reed Switch Only

Flow Switch



- Brass body
- 8 GPM
- 3600 PSI
- 3 Amp reed switch
- 180°F
- 3/8" inlet/outlet ports

Part No.	Old No.	Description
8.712-243.0	410305	ST-5 – Vertical Mnt Only (48" wire length)
8.712-245.0	410306	ST-6 – Horiz. or Vert. Mnt (47" wire length)
9.803-266.0	109672	Reed Switch (AP) (2 wire)
8.704-122.0	109675	ST-5 – Reed Switch
8.704-121.0	109673	ST-6 – Reed Switch

Phoenix Flow Switch w/ Pilot



- .75-16.0 GPM
- 4000 PSI
- 165°F
- 3 Amp-250 Volts
- 96" Reed Cord
- Includes 8mm Pilot
- 3/8" F inlet/outlet
- 2.5 lbs
- Mounting Hole

Part No.	Old No.	Description
8.712-252.0	410320	Switch with Pilot
8.712-253.0	410322	Reed Switch

7300 PSI SS Flow Switch



- 7300 PSI
- Stainless Steel
- 300°F
- 3/8" inlet/outlet
- 47" wire length
- 1 - 8 GPM

Part No.	Old No.	Description
8.723-665.0	87236650	ST-505 Flow Switch

VAC Switch - Burner Control

Normally open (NO) switch closes when pump vacuum begins drawing water and opens when vacuum is broken due to pump shut down or empty water tank.



- 1/4" FPT connect
- Heavy-duty 16 Amp contacts
- 140°F max water temperature

Part No.	Old No.	Description
8.712-391.0	413031	1.5" (HG) Vac Switch
8.712-392.0	413032	2.5" (HG) Vac Switch
8.712-393.0	413034	4.5" (HG) Vac Switch

Pressure Switch



Operation without opening switch case – Blue = Common
CONNECT: Red/Blue = N/C, Blue/Brown = N/O



- 200°F
- Stainless steel plunger
- 3600 PSI
- 1/4" MPT nipple
- 15 Amp – 115 or 230V AC
- 3-wire – Internally wired for either N/O or N/C
- 42" wire length

Part No.	Old No.	Description
8.712-261.0	411060	Pressure Switch (Switches@360 PSI)
8.712-262.0	411060-40	Pressure Switch (Switches@580 PSI)
8.701-311.0	082023	Micro Switch (15 Amp 115/230VAC)

NOTE: 10 AMP 28 VDC Micro Switch available. Excellent for use on 12 VDC Hot Pressure Washers.

Compact Pressure Switch

Three Amp rating provides the switching power to control fuel solenoids just like the large switches. Body measures 1" x 1-1/4" x 2" (Not including wire or connector)



- 3600 PSI max rating
- 580 PSI switch pressure
- 200°F
- 1/4" brass MPT connect SS plunger
- 3 Amp switch rating –
- 250V
- 48" – 3-wire cable for use in either NC or NO application: Blue = Common Brown = NO; Red = NC

Part No.	Old No.	Description
8.712-260.0	411050	Compact Pressure Switch

ELECTRICAL COMPONENTS

Black Pressure Switch



- Brass stem and stainless steel nipple
- 3600 PSI
- 580 PSI switching pressure
- 45" wire length
- 195°F
- 1/4" male inlet
- 15 Amp
- Weight: 8 oz
- 250 volts



Part No.	Old No.	Description
8.802-458.0	6-021720	Black Pressure Switch

Red Pressure Switch



- All stainless steel construction
- 5800 PSI
- 640 PSI switching pressure
- 44" Wire length
- 195°F
- 3/8" male inlet
- 15 Amp
- Weight: 10 oz
- 250 volts



Part No.	Old No.	Description
8.712-267.0	411065	Red Pressure Switch
8.704-572.0	111459	Heavy-duty Micro Switch

Toggle / Push Button Switch



- 7/16" mounting bushing
- 1/2" diameter mounting hole required
- Mounting hardware included

Part No.	Old No.	Description	HP*	Connects
8.712-319.0	411605*	SPST, 20A/110V	1.0	m/spade
8.712-320.0	411607	DPST, 20A/110V		m/spade
8.709-705.0	337206*	DPST, 20A/125V	1.5	screw
8.709-704.0	337205*	DPST, 20A/250V	2.0	screw
8.709-054.0	285140*	SPST, 20A/120V	3/4	m/spade
8.709-065.0	285189*	DPST, 20A/120V	3/4	screw
8.709-706.0	337207	Switch Guard		

Push Button Switches

8.709-053.0	285139	SPST, 5A/120V Push on/ push off	screw
8.709-064.0	285187	SPST, 15A/120V Push and hold on/ release off	screw

*Motor rated

30 AMP Toggle Switch



- 30 Amp 600 Volt - DPST
- With or without box
- Rated for:
2 HP motor @ 115V
3 HP Motor @ 230V

Part No.	Old No.	Description
8.709-696.0	337187	Switch only
8.903-802.0	337188	Switch & Rain Tight Box
8.709-708.0	337210*	Switch w/ NEMA 1 Box

*Not Rain Tight (Baldor Replacement)

Accura High Limit Switch



411264

- Operates as safety device to shut off burner to prevent machine (water) overheating flashing to steam
- Does not turn back on until water has cooled 50° - 70°F
- Normally used with other adjustable or fixed range thermostat which regulates water temperature
- 15 Amp @110V/10 Amp @ 220V
- Heavy-duty brass housing (7000 PSI collapse rating)
- UL - CSA rated, bimetal switch components
- 1/4 male spade lug terminals
- 1/2" MPT external thread connects for attaching conduit or PVC wire connectors

Part No.	Old No.	Probe MPT	Temperature
8.712-300.0	411250	3/8"	110°F
8.712-301.0	411254	3/8"	120°F
8.712-302.0	411256	3/8"	140°F
8.712-304.0	411262	3/8"	170°F
8.712-306.0	411266	3/8"	180°F
8.712-309.0	411272	3/8"	210°F
8.712-311.0	411276	3/8"	230°F
8.712-305.0	411264	1/2"	180°F
8.712-307.0	411268	1/2"	200°F
8.712-308.0	411270	1/2"	210°F
8.712-298.0	411232	1/2"	230°F
8.712-313.0	411278	1/2"	250°F
8.712-316.0	411332	1/2"	330°F
8.705-351.0	141538	1/2"	PVC Coupler

Accura High Limit Switch w/ Wire Lead



- Operates as safety device to shut off burner to prevent machine (water) overheating flashing to steam
- Does not turn back on until water has cooled 50° - 70°F
- Normally used with other adjustable or fixed range thermostat which regulates water temperature
- 15 Amp @110V/10 Amp @ 220V
- Heavy-duty brass housing (7000 PSI collapse rating)
- UL - CSA rated, bimetal switch components
- 1/4 male spade lug terminals
- 1/2" MPT external thread connects for attaching conduit or PVC wire connectors

Part No.	Old No.	Probe MPT	Wire Lead	Temperature
8.712-310.0	411274	1/2"	36" (two wire)	210°F
8.712-297.0	411231	1/2"	42"	230°F
8.712-299.0	411233	1/2"	80"	230°F
8.712-315.0	411331	1/2"	80"	330°F

EATON Cutler-Hammer DP Contactors

Cutler-Hammer



- Cutler-Hammer quality
- Type C25 definite purpose contactors feature a compact, efficient design with low VA coil
- Din rail mounting

Part No.	Coil Voltage	FL Amps	Motor Hp @ 115V 1ph	Motor Hp @ 230V 1ph	Motor Hp @ 230V 3ph	Motor Hp @ 460V 3ph	Motor Hp @ 575V 3ph
8.724-267.0	24v	15	.75	2	3	5	5
8.724-264.0	115v	15	.75	2	3	5	5
8.724-265.0	230v	15	.75	2	3	5	5
8.724-266.0	460v	15	.75	2	3	5	5
8.724-269.0	24v	25	2	3	7.5	10	10
8.724-268.0	115v	25	2	3	7.5	10	10
8.724-270.0	230v	25	2	3	7.5	10	10
8.724-271.0	460v	25	2	3	7.5	10	10
8.724-275.0	24v	30	2	5	10	15	15
8.724-272.0	115v	30	2	5	10	15	15
8.724-273.0	230v	30	2	5	10	15	15
8.724-274.0	380v	30	2	5	10	15	15
8.724-280.0	24v	40	3	7.5	10	20	20
8.724-276.0	115v	40	3	7.5	10	20	20
8.724-277.0	230v	40	3	7.5	10	20	20
8.724-279.0	380v	40	3	7.5	10	20	20
8.724-278.0	460v	40	3	7.5	10	20	20
8.724-283.0	24v	50	3	10	15	30	30
8.724-281.0	115v	50	3	10	15	30	30
8.724-282.0	230v	50	3	10	15	30	30
8.724-286.0	24v	60	5	10	20	40	40
8.724-284.0	115v	60	5	10	20	40	40
8.724-285.0	230v	60	5	10	20	40	40
8.735-015.0	115v	65	5	15	25	50	60

XT Overloads for DP Contactors

Cutler-Hammer



- Cutler-Hammer quality
- Direct heated bimetal elements
- Adjustable trip current
- Manual/automatic reset

Part No.	Amp Range
8.724-297.0	0.4 - 0.6
8.724-298.0	0.6 - 1.0
8.724-299.0	1.0 - 1.6
8.724-300.0	1.6 - 2.4
8.724-301.0	2.4 - 4.0
8.724-302.0	4.0 - 6.0
8.724-303.0	6.0 - 10.0
8.724-312.0	10.0 - 16.0
8.724-304.0	16.0 - 24.0
8.724-305.0	24.0 - 32.0
8.724-306.0	24.0 - 40.0
8.724-307.0	40.0 - 57.0

Push Button & Contact Blocks

Cutler-Hammer



- Cutler-Hammer quality
- Heavy-duty
- Water tight/oil tight

6-2000



6-2021


6-2022

6-2023

Part No.	Old No.	Model No.	Description
9.803-666.0	6-2004	CH C320KGS3	Contact Block, N/O, N/C
9.802-534.0	6-2000	CH E22B1	Contact Block, N/C
9.802-535.0	6-2001	CH E22B2	Contact Block, N/O
9.803-974.0	6-2021	CH E22PB3	Switch, Green Push Button
9.803-973.0	6-2022	CH E22EB2	Switch, Red Push Button
8.716-718.0	6-2023	CH E22VB51	Switch, 2-position Lever
9.802-536.0	6-2020	CH E22YED215	Switch, Red Lever

ELECTRICAL COMPONENTS

Relays



Part No.	Old No.	Description
9.802-468.0	6-03621	120V, RH2B-UI-AC120 for Pressure Washers
8.716-209.0	6-03521	240V, RH2B-UI-AC240
9.802-466.0	6-035210	Socket, SH3B05*IDEC for Auto Start
9.802-467.0	6-03541	Base, SH2B-05 for IDEC
9.802-469.0	6-036210	Latch 2, RH2LBUC120*IDEC Auto Start
8.716-230.0	6-0367	24V, IDEC CLP
8.716-264.0	6-0381	Power Deltrol, 120V for SJ-5
8.716-257.0	6-0374	Relay, Power Omron G4B112T1FDCUSRAC120 for Delta/Alpha
9.802-470.0	6-03671	P&B/VF4-41F11, 12VDC, 40 Amp for 12VDC Units 13hp & Below
9.802-471.0	6-036711	Relay, P&B, 24V/40 A for 12 VDC Units over 13hp

Step-Down Transformers



- Industrial duty
- High quality CutlerHammer
- Drops primary voltage to selected secondary voltage

Part No.	Old No.	Primary Voltage	Secondary Voltage	Size
8.716-593.0	6-05234	600V	120-240V	1.0KvA
8.716-899.0	6-6031	380/400/415	110/220V	.750KvA
9.802-553.0	6-60121	120/240V	24V	.050KvA
8.716-904.0	6-6035	120/240V	24V	.100KvA
8.716-883.0	6-60161	208/230/460V	24/115V	.050KvA
9.804-556.0	6-60141	208/277V	120V	.050KvA
8.716-882.0	6-60151	208/277V	120V	.075KvA
9.803-971.0	6-6025	380V	24V	.050KvA
8.716-875.0	6-60051	240/480V	120/240V	.200KvA
9.802-550.0	6-60021	240/480V	120/240V	.500KvA
9.802-552.0	6-60111	240/480V	120V	.075KvA
9.802-551.0	6-60101	240/480V	120V	.050KvA
9.803-668.0	6-60131	550V/575/600V	115V	.050KvA

Junction Boxes



Part No.	Old No.	Description
9.802-474.0	6-0390	VNG Remote, Plastic
8.716-269.0	6-03901	12" x 12" x 4", Metal VNG Remote Box
8.716-271.0	6-03904	Fiberglass, NEMA4 for PE Units
8.716-272.0	6-03906	12" x 10" x 5.25" for Solid Sep
9.802-475.0	6-03907	8" x 8" x 4", Plastic Alpha, for SEA 3-1100
9.802-476.0	6-03909	10" x 8" x 6", Box, Plastic with Lid for SEA
9.802-477.0	6-03910	Box, Plastic without Lid E9801
9.802-478.0	6-03911	Lid, Plastic for 6-03910
8.716-280.0	6-03912	18" x 16" x 9.25", Plastic for CLP, WB
8.716-281.0	6-03913	14" x 16" x 6.75", Plastic for HBG, AMC
8.716-320.0	6-0409	Cover, Duplex Receptacle for Alpha
8.716-321.0	6-0410	2" x 4", 3-hole, 1/2" WB, for CLP
8.716-322.0	6-04101	2" x 4", Extension for 6-0410, 04102, 04103
8.716-323.0	6-04102	2" x 4", 5-hole, 1/2" for CLP
8.716-324.0	6-04103	2" x 4", 4-hole, 1/2" for CLP
8.716-326.0	6-04104	4" x 4", 3-hole, SK Series for Alpha/ PK
8.716-327.0	6-041041	4" x 4", 5-hole, 1/2" for WB
8.716-329.0	6-041043	4" x 4" SK, Cover Plate, for WB for 6-00041
9.802-483.0	6-0411	2" x 4", Cover Plate, for 6-0410
9.802-484.0	6-04110	2" x 4", Junction 3-hole, 3/4"
8.716-339.0	6-041100	2" x 4", 3-hole, 1" for ENG

Enclosure Box for Magnetic Motor Starter Sets



- NEMA 65 non-metallic enclosure Dim: 4-1/3" W, 4" D x 6" H
- 8 (1/2"-3/4") wiring knockouts on box
- Holes pre-drilled for mounting contactor and overloads with mounting screws included

Part No.	Old No.	Description
8.902-525.0	260268X	Box, Toggle & Hardware

Manual Motor Starter w/ Sealed Box



- 25 Amp with adjustable overload
- Adjustment range 20-25 Amps
- Sealed box 3-1/4"W x 3-1/2"D x 6-1/2"H
- 110-500 Volt IEC rated
- 2 cord grips fit 1/2" threaded knockouts
- Protective cover over buttons
- Single & 3-phase wiring instructions

Part No.	Old No.	Description
8.709-709.0	337212	Motor Starter

RainTite Switch Box



- UL 728A
- 2-3/4" x 5-1/2" x 2" box
- Three 1/2" tapped holes
- Box includes 2 plugs, ground screw & mounting lugs
- Cover includes gasket

Part No.	Old No.	Description
8.709-702.0	337203	RainTite Switch Box
8.709-703.0	337204	Switch Box Cover

Timers



6-03700



6-036880

- Preset and adjustable available
- Heavy-duty

Part No.	Old No.	Description
9.802-473.0	6-03700	Multi-function, 24V-120/240V, Time Delay
9.802-472.0	6-036880	Solid State, 120V, 5-60 Min for Auto Start

Fuses

- Full range of fuses
- Protect your equipment



Part No.	Old No.	Code	Max Voltage	Amps
9.802-463.0	6-022970	FNM1/2	250V	0.5
9.802-464.0	6-0229810	FNM8/10	250V	0.8
8.716-173.0	6-0229710	FNM1	250V	1.0
9.803-977.0	6-02320	FNM2-1/2	250V	2.5
8.716-187.0	6-023080	FNM3	250V	3.0
9.803-664.0	6-023090	FNM5	250V	5.0
8.716-194.0	6-02321	FNM7	250V	7.0
9.802-460.0	6-022910	FNM8	250V	8.0
8.716-165.0	6-022920	FNM10	250V	10.0



8.716-191.0	6-02311	FNQ3/10	500V	0.3
8.716-192.0	6-02312	FNQ6/10	500V	0.6
9.802-465.0	6-02306	FNQ-R-3	600V	3.0



8.716-169.0	6-02296	KTK-R1/4	600V	0.25
9.802-462.0	6-02295	KTK-R1/2	480V	0.5
8.933-007.0	6-02294	KTK-R1	240V	1.0
8.716-177.0	6-022982	KTK-R1-1/2	600V	1.5
9.803-663.0	6-02299	KTK-R2	120V	2.0
8.716-179.0	6-022990	KTK-R2-1/2	600V	2.5
8.716-180.0	6-022992	KTK-R4	600V	4.0
9.804-050.0	6-02307	KTK-R5	600V	5.0
8.716-183.0	6-02304	KTK-R30	600V	30.0



8.716-170.0	6-02297	MDL1/2	120V	0.5
8.716-175.0	6-022981	MDL3/4	250V	0.75
8.716-172.0	6-022971	MDL1	250V	1.0
8.716-174.0	6-02298	MDL2-1/2	24V	2.5
8.716-186.0	6-02308	MDL3	250V	3.0
8.716-188.0	6-02309	MDL5	250V	5.0
8.716-161.0	6-02291	MDL7-1/2	250V	7.5
8.716-163.0	6-022911	MDL8	250V	8.0

Circuit Breakers



6-04121

- Provides protection against excessive Amp draw

Part No.	Old No.	Description
9.802-485.0	6-041250	25 Amp (All 12V Systems)

ELECTRICAL COMPONENTS

60 AMP On / Off Cam Switch & Box

Cam Action Fast "Make-Break" to reduce arcing.



- 60 Amp disconnect rating
- Four 1/2" knock-outs
- Versatile mounting
- Motor Ratings:
7.5 HP @ 240vt 1Ø
5.0 HP @ 240vt 3Ø
30 HP @ 480vt 3Ø

Part No.	Old No.	Description
8.712-217.0	410206	60 Amp Switch w/ Large Box 4-1/2" w x 7" H x 3-3/4" D
8.712-211.0	410190	60 Amp Switch only
8.712-212.0	410192	Box only 3-7/8" x 4-7/8" x 2-3/4" for 410190 switch using 10 gage/smaller wire
8.700-489.0	076521	Knob

NOTE: Switch does not have thermal overload protection

On / Off Rotary Switch

LANDA®



6-020201

- Single or three phase
- 2 position or 3 position
- Heavy-duty

Part No.	Old No.	Description
9.802-449.0	6-020201	115-230V, 1PH 3-position
8.716-027.0	6-020203	230/460V, 3PH 3-position
9.802-450.0	6-020204	120-600V, 1-3PH 2-position

Machine Control Cam Switches - 3 Position



- Heavy-duty rotary cam switches
- Legend plate reads Off/Pump/Burner
- Quick Make/Break action reduces arcing
- Wiring boot included (except 410242-3)
- Legend plate 2-1/2" square
- Four-screw mounting

Part No.	Old No.	Model	AMP Rating	Voltage	Phase
8.712-219.0*	410210	S220-1686	20	110V	1Ø
8.712-224.0*	410221	S220-1687	20	220V	1Ø
8.712-225.0*	410223	S220-1688	20	220V	3Ø
8.712-227.0*	410231	S225-1686	30	110V	1Ø
8.712-228.0*	410232	S225-1687	30	220V	1Ø
8.712-229.0*	410233	S225-1688	30	220V	3Ø
8.712-234.0	410242	S432-4095	40	240V	1Ø
8.712-235.0	410243	S432-1402	40	480V	3Ø

Single Hole Mounting - requires 1 22mm (7/8" Dia) hole

8.712-218.0 410208 220-1789 20 110V 1Ø

Replacement Knob - fits those part numbers above marked with an asterisk ()

8.700-258.0 075052 Replacement Knob

"Big Boot" Cam Switch - 3 Position

Large rectangular boot for easier wiring.



- Mounting configuration and electrical ratings same as "S" switches above

Part No.	Old No.	Model	AMP Rating	Voltage	Phase
8.712-238.0	410260	T225-1686	30	110V	1Ø
8.712-239.0	410262	T225-1687	30	240V	1Ø
8.712-241.0	410265	T225-1688	30	240V	3Ø

Single Hole Mounting - requires 1 22mm (7/8" Dia) hole

8.712-223.0	410219	220-1843	20	220V	1Ø
-------------	--------	----------	----	------	----

Universal "Elektra"

UL/CSA Rated Machine control cam switches



8.712-236.0



8.712-237.0



8.712-240.0

- Position - "Off" - "Pump Burner"
- Quick make/break action - reduces arcing
- 2 or 4 screw mount (2-1/2" square legend plate)
- (Matches: Salzer/Kraus -Naimer/ Bremas & Klockner - Moeller mounts)
- "Boot" has plenty of wiring room
- Screw to screw/terminal to terminal replacement for salzer "S" & "J" type switches above
- "Tite Boot" excellent dust & moisture seal
- Contacts UL/CSA Rated: 25 Amp vs 20 Amp, 35 Amp vs 30 Amp, 50 Amp vs 40 Amp

Part No.	Old No.	AMP Rating	Wiring Poles	Phase	Voltage	HP Rating
8.712-236.0	410251	25	1	1	120	1.5
8.712-237.0	410253	25	2	1	120/240	1.5/2.0
8.712-240.0	410263	35	2	1	120/240	2/3
8.712-242.0	410267	50	2	1	120/240	3/7.5

NOTE: None of the ELEKTRA switches are for use on 3 phase motors without adding fuses or thermal overload.



"Elektra" On - Off Switch with box UL/CSA Rated 25 & 35 Amp. Compact 3-1/4" Square x 3-3/4" Deep Enclosure "Versatile Mount".

Part No.	Old No.	AMP Rating	Wiring Poles	Phase	Voltage	HP Rating
8.712-214.0	410203	25A	2	1	120/240	1.5/2
8.712-216.0	410205	35	2	1	120/240	2/3

NOTE: None of the ELEKTRA switches are for use on 3 phase motors without adding fuses or thermal overload.

On / Off Cam Switch



- Legend plate: On/Off
- Tear drop-shaped knob
- Face plate 2-1/2" square
- Motor Ratings:
410202 – 1-1/2 HP/ 110V
410204 – 6 HP/ 240V

Part No.	Old No.	Description
8.712-213.0	410202	20 Amp/ 110 Volt
8.712-215.0	410204	28 Amp/ 240 Volt

Rocker Switches



- On/off switch
- Lighted available
- 125/250V

Part No.	Old No.	Description	AMP	Voltage
6-020251	6-020251	Curvette, V. Carling	16/10	125/250
6-020252	6-020252	Curvette, 2-pos	20/15	125/250
6-020240	6-020253	Curvette, 3-pos	16/10	125/250
6-020241	6-020240	Carling, Green Lght, 2-pos	15/10	125/250
6-020241	6-020241	Carling, Red Lght, 3-pos	15/10	125/250

Indicator Lights



- Easily mounts to control panel
- Available in 12V, 24V, and 125V
- Great for remote applications

Part No.	Old No.	Voltage	Color
8.716-095.0	6-02053	125V	Red
9.802-455.0	6-020530	125V	Green
8.716-408.0	6-050413	125V	Amber
9.803-651.0	6-0399	24V	Red
9.803-652.0	6-03990	24V	Green
8.716-097.0	6-02059	12V	Red
9.802-456.0	6-020590	12V	Green

Digital Monitor

Provides accurate testing and monitoring of electrical outlets and systems.



- Constantly monitors voltage and frequency indicated potential improper polarity and ground wiring
- Accurate testing and monitoring of all AC power sources
- RMS voltage and frequency meter
- Multi-tone fault alarm
- Hands-free auto reset
- Advanced microelectronics
- One button operation

Part No.	Description
8.749-947.0	Digital Monitor

Voltage Regulator

LANDA®



- Designed specifically for LANDA for use on 12VDC burner systems.

Part No.	Old No.	Description
9.802-531.0	6-0615	25 Amp, 15 Volt

Winco AC Generator

2000 Watt, 120 VT, 3600 RPM, 16.7 Amp.



- Industrial-duty – 3 carbon brushes
- The STANDARD in the pressure washing industry: WINCO 2FSM2PC-1
- Starts & runs 1/2 HP motor
- 5/8" diameter shaft rotates either direction
- Extra slip ring for smoother power curve during motor starting
- Dual sealed permanent bearings
- 15" L x 6.5" W x 6.75" H
- 59 lbs weight

Part No.	Old No.	Description
8.716-610.0	337440	Winco AC Generator

- Genuine Winco parts
- Save downtime—we stock below items & more!

Part No.	Old No.	Description	No. Req'd
Winco Repair Parts			
8.700-603.0	078451	Bearings	2
8.716-615.0	078452	Brushes	3
8.700-607.0	078455	Rectifier	1
8.700-609.0	078457	Receptacle	2
8.700-611.0	078459	Fan	1

Voltmaster Generator

2500 Watt/120V/21.6 Amp @ 3600 RPM.




- Industrial-type watertight enclosure (11-5/8" x 7-1/2" diameter)
- Brushless design
- All copper windings – High surge capacity
- Circuit breaker protection (standard)
- Shaft rotates either direction
- 7/8" shaft, 2 sealed (ball) bearings
- 36.5 lbs weight
- Adapter plate for replacement of Winco model 2FS2PC-1 available

Part No.	Old No.	Description
8.709-810.0	337441	2500 Watt Generator
8.903-806.0	337443	Adapter Plate & Fasteners

Adjustable Thermostat Switches for Landa Discharge Manifold

LANDA®



- For use with Landa discharge manifold
- Capillary tube provides fast response time
- Prevents burner from overheating
- Two models adjustable to 240°F or 302°F

Part No.	Description
8.750-094.0	150°C/302°F, 2 meter capillary
8.750-095.0	120°C/240°F, 2 meter capillary

Adjustable Thermostat Switches

LANDA®



- Capillary tube provides fast response time
- Prevents burner from overheating
- Adjustable to 300°F

Part No.	Old No.	Description
9.802-285.0	4-05088	300°
8.712-186.0	4-05090	175° SJ Units

Adjustable Thermostat

AP

With panel-mount controls.



- 4000 PSI
- 302°F
- 3 1/2" immersion bulb w/ 60" capillary tube
- Accuracy ± 2.5%
- Temperature change response within ± 6°F
- 16 Amp - 250 volt
- Large easy read dial
- Seal, nut & 1/2" transition coupling included

Part No.	Old No.	Description
8.712-494.0	430050	0-194°F Thermostat
8.712-497.0	430058	0-248°F Thermostat
8.904-557.0	430060	0-302°F Thermostat

Adjustable Flow Thru Thermostat



8.700-501.0



8.914-555.0

- Stainless Steel Case
- Silver Contacts
- Ceramic Insulation
- Stop Collar
- Tension Adjusting Screw
- 3000 PSI
- 10 Amps - 110 Volts
- 5 Amps - 220 Volts
- Adjustable 85° - 195°
- 1/2" inlet, 3/8" outlet
- Fenwall Inside

Part No.	Old No.	Description
8.904-555.0	430027	Thermostat
8.700-501.0	076731	Switch Only

Brass In Line Thermostat

In Line Controls for Pressure Washers and Steamers.



- Positive bimetal temperature control
- 1/2" inlet/outlet FPT ports
- 3000 PSI max working pressure
- Universal 1/4" spade terminal connection

Part No.	Old No.	Description
8.712-492.0	430025	60-230°F
8.712-493.0	430035	60-340°F

Cord Caps / Plugs



8.709-653.0 8.709-655.0 8.709-656.0 8.709-659.0

- Industrial quality
- Dead front cord caps – Nylon body straight plugs & "Auto-Clamp" for cord
- 337013 angle plug has vinyl body and both 30A & 50A neutral leg

Part No.	Old No.	Description
8.709-653.0	337000	15A/120V, Black Nylon
8.709-655.0	337004	20A/120V, Black Nylon
8.709-656.0	337006	20A/250V, Black Nylon
8.709-659.0	337013	30A-50A/250V, Black Vinyl

Vinyl Electrical Tape



- Premium grade - 7 mil
- UL approved
- 3/4" x 60

Part No.	Old No.	Description
8.704-706.0	118910	Roll 3/4" x 60'

Romex Connectors (Metal)



Part No.	Old No.	Description
8.709-663.0	337020	1/2" Strt. Connector
8.709-664.0	337021	3/4" Strt. Connector
8.709-660.0	337017	1/2" Lock Nut Only
8.709-661.0	337018	3/4" Lock Nut Only

Liquid-Tight Strain Relief Connector for Cable, Wire & Tubing

Keep water-tight NEMA-4 & 4x enclosures water-tight with these unique fittings.



DOME NUT WITH INSIDE TAPER As the dome nut is tightened, the seal ring grips, holding the cable wire or tubing positively in place.

LEAD SCREW THREAD The dome nut can be firmly tightened due to the high strength lead screw thread.

Part No.	Type	Thread	Cord Size	Cord OD	Length
8.709-687.0	Dome	1/2" NPT	14/3-12/3	.230"-.470"	1.8"
8.709-688.0	Dome	3/4" NPT	14/3-12/3	.350"-.630"	2.0"
8.709-689.0	Dome	3/4" NPT	12/3-10/4	.510"-.710"	2.0"

PLASTIC JAM NUTS

Part No.	Thread
8.709-697.0	337190 1/2" NPT
8.709-698.0	337192 3/4" NPT



CLAMPING SPLINES Various sizes and odd-shaped cables, wires and tubing can be accommodated due to overlapping diagonally split clamping splines.

Part No.	Type	Thread	Cord Size	Cord OD	Length
8.709-690.0	Flex	1/2" NPT	14/3-12/3	.230"-.470"	4.3"
8.709-692.0	Flex	3/4" NPT	12/3-10/4	.51"-.71"	5.2"

Wire Loom - for wiring harnesses



- Protects wires from abrasion and crushing
- Controls bundles of wires and allows for multiple exits at wiring points
- "Factory Perfect" look for all machines

Part No.	Old No.	Description
8.709-679.0	337120	1/4" ID 100' Roll
8.709-680.0	337121	3/8" ID 100' Roll
8.709-681.0	337122	1/2" ID 100' Roll
8.709-682.0	337123	5/8" ID 100' Roll

GFCI Module 20 Amp - 120V or 240V

Not recommended for field service.



- Using 120V or 240V shop attachable module; attach your power cord length as required
- Use with 16–12 gauge SJ, SJO or SJT 3-wire cords
- 20 Amp rating at 120V or 240V 60 Hz

Part No.	Old No.	Description
8.709-858.0	337642	GFCI Module 1PH
8.709-859.0	337643	GFCI Module 3PH (not pictured)

Ground Fault Circuit Interrupters (GFCI)

GFCI's protect people and equipment by interrupting potentially lethal ground circuits exceeding 6mA. The dangers of electrical shocks have been long known – GFCI's are the only real way to be safe. Most city & county codes now require GFCI protection on power cleaning equipment.



- U.L. listed
- Three wire circuits
- Transient voltage protection
- 4 - 6mA ground fault protection
- Grounded neutral protection
- Mechanical trip indicator
- Compact size
- Rugged construction
- Radio frequency interference suppression

Part No.	Old No.	Volt	Amp	Length	Plug Included
8.709-850.0	337626	120V	15A	12 ft	yes
8.709-842.0	337607	120V	20A	12 ft	no
8.903-807.0	337608	120V	20A	12 ft	yes
8.709-843.0	337609	120V	20A	35 ft	yes
9.802-433.0	6-010631	240V	20A	36 ft	yes
8.709-853.0	337632	240V	30A	6 ft	yes
8.709-860.0	337645	240V	30A	6 ft	no
8.709-861.0	337647	240V	30A	12 ft	no
8.709-854.0	337634	240V	30A	12 ft	yes
8.709-862.0	337649	240V	30A	35 ft	no
8.709-855.0	337635	240V	30A	35 ft	yes

GFCI Plug without Cord

8.709-847.0	337615	120V	15A	N/A	yes
8.709-846.0	337614	120V	20A	N/A	yes

NOTE: User-attached plug also includes the sealant necessary to attach the power cord per UL Specification.

CHASSIS COMPONENTS

Float Tank

LANDA®



- 3.5 gallon capacity
- 22" x 13-1/2" x 5"
- Heavy 3/16" durable plastic
- Convenient mounting tabs
- Complete assemblies available, call with model number

Part No.	Old No.	Description
9.802-084.0	2-01164	Universal Plastic Float Tank
8.912-233.0	95-07121207	Lid & Hinges

Molded Plastic Float Tanks



- Molded polypropylene
- 7 liter size: 13" x 5" x 6"
- 1 gallon size: 10" x 5" x 8"
- No holes for max flexibility
- 1 gallon tank has tight-fitting lid, included
- 7 liter tank lid is snap-on & sold separately

Part No.	Old No.	Description
8.710-026.0	343002	7-Liter Tank Only
8.710-027.0	343003	7-Liter Tank Lid
8.710-028.0	343004P	1-Gallon Tank w/ Lid

Stainless Steel Float Tank



- Fully welded and water tight
- 2.8 gallon capacity
- 12" x 9" x 6"
- 16 gauge #303 stainless steel
- 1/2" full coupling (SS) inlet/outlet
- Convenient mounting tabs

Part No.	Old No.	Description
8.710-029.0	343006	Stainless Steel Float Tank
8.710-034.0	343016	Stainless Steel Lid

9 Gallon Fuel Tank



- Strap or Bolt mount (4/5/16" inserts in bottom)
- Metal inset 3/8" inlet/return lines
- Black - Crosslinked PE
- Vented fuel cap
- Filler neck doesn't extend beyond tank wall
- Compact Size: 19-3/4" L x 12" W x 10-1/2" H

Part No.	Old No.	Description
8.710-142.0	344735	9 Gallon Fuel Tank - Plastic

NOTE: Includes fuel cap

Landa Fuel Tanks

LANDA®



2-011501

2-011502

- International Color coded for gas (red) and diesel (Green)
- Rugged fill neck cap with vent
- Semi transparent shows fuel level
- Heavy-duty 14 gauge

Part No.	Old No.	Description
8.706-603.0	2-011501	10 gal Poly, Yellow, Skids
8.706-604.0	2-011502	5 gal Poly, Red, Skids
8.706-606.0	2-011503	10 gal Poly, Red, SGHW
8.706-626.0	2-01154	6 gal Poly, Yellow, VHW/MVP/MVC
8.706-627.0	2-011541	6 gal Poly, Red, MPG

NOTE: Cap not included with tank

Fuel Tanks



8.749-322.0

8.749-321.0

8.749-324.0

8.749-323.0

- Seamless one-piece construction of marine grade, UV-protected polyethylene
- Built-in reserve (When gauge reads Empty, tilt to access additional fuel!)
- Rugged fill neck cap with vent
- 90° fuel withdrawal fitting
- Easy-to-read sight gauge
- 4 shapes & capacities from which to choose

Part No.	Gallons	Height	Length	Width
8.706-624.0	6.5	10.0"	21.50"	13.75"
8.749-324.0	9.0	10.0"	29.5"	13.75"
8.749-321.0	12.0	14.5"	23.0"	14.0"
8.749-323.0	12.0	11.5"	24.0"	18.0"

Landa Fuel Caps

LANDA®



2-01167

2-01153

2-01157, 2-01158

Part No.	Old No.	Description
9.802-089.0	2-01167	Threaded Cap (Fits All Poly Fuel Tanks)
8.706-629.0	2-01157	14" w/ Fuel Gauge, PHW & PGHW Metal Tanks
8.706-637.0	2-01158	18" w/ Fuel Gauge, SGHW Metal Tanks
9.802-082.0	2-01153	Plastic, Twist Lock, PHW Metal Tanks

Fuel Caps



- For gas or diesel fuel tanks
- Fits standard 2-1/4" fuel necks

Part No.	Old No.	Description
8.710-137.0	344725	Fuel Cap
8.701-700.0	091520	Fuel Cap with Gauge 10"

Plastic Dip Tube Assembly **LANDA®**



- New Style Plastic dip tubes
- Rubber bushing seal ordered separately

Part No.	Old No.	Description
8.706-494.0	2-010062	MPG, VHW, MVP, HS, 7.5"
8.706-495.0	2-010063	PHWS, OHW, HOT, 12"
8.706-496.0	2-010064	Skids, 17.75"
9.802-053.0	2-010061	Rubber bushing

Copper Fuel Dip Tubes **LANDA®**



Part No.	Old No.	Description	Material
8.706-957.0	2-10881	PHW Fuel, 12"	Brass
8.902-250.0	2-10882	HS Fuel, 6.5"	Brass
8.902-251.0	2-10883	VHW Fuel, 7.5"	Brass
8.902-252.0	2-10884	MHP Fuel, 17"	Brass

Battery Boxes with Cover, Marine Style

Protect batteries on pressure washers, boats or other industrial equipment.



- Attractive molded polypropylene
- Complete with hold-down cleats and strap for cover

Small:
L: 8-1/2" W: 6" H: 8-1/2"
Large: L: 11-1/4"
W: 7-3/4" H: 10-3/4"

Part No.	Old No.	Description
9.802-090.0	306625	Small Box
9.802-075.0	306627	Large Box

Hand Tote II



- Strong 1" square steel tubing
- Rubber mounting feet for stability
- Compact size – 12" W x 19" H x 17" D
- Durable gloss black polyurethane finish

Electric: 1.5 HP - 5.0 HP
56C Motor

Gas Eng:
4.0 HP - 6.5 HP Honda
3.0 HP - 6.0 HP B&S /
B&S Vanguard engines

Part No.	Old No.	Description
8.905-567.0	565230X	Hand Tote II

Complete Wheels



- High quality pneumatic, and semi pneumatic
- Fits 5/8" shaft

Part No.	Old No.	Description
8.711-901.0	4-0304	10" Mag
9.802-270.0	4-0303	10" Steel Rim w/ Tube
9.802-271.0	4-0307	13" Steel Rim
8.712-762.0	480115	10" White steel rim, 3/4" Hub Tubeless



Interchangeable Bearings

Part No.	Old No.	Description
8.700-484.0	076504	5/8" Bore Bearing
8.700-486.0	076505	3/4" Bore Bearing
8.700-485.0	076504P	5/8" Nylon Bearing

Hub Caps

Part No.	Old No.	Description
8.700-183.0	071625	3/4" Hub cap
8.700-184.0	071627	5/8" Hub cap

Yamada Pumps



100381

Air-powered double diaphragm pump, “Reliable Performance Since 1905”. The answer to difficult product transfer problems. Air-drive allows freedom from electrical hazards or explosion-proof motor requirements. Choose from various wetted-parts materials to customize the pump to the chemical being pumped. YAMADA’s smaller pumps are often used for pumping car wash chemical for ‘low-pressure’ functions. The 1/2” pump is also ideal for rapidly pumping oil, soap, etc., from 55 gallon barrels. Larger pumps are used for high volume product transfer. Since all pumps are designed without rotating parts, they can also handle abrasive liquids such as ceramic slip, sand slurry, or enamel frit without damage. **Have a unique challenge? Call us for help!**

- Environmentally-friendly non-lube air valve
- Automatic Start/Stop
- Infinitely variable flow control regulated by opening or closing discharge side valve and/or fluctuating air supply.
- Non-stalling air valve – positive switching every stroke and won’t ice up
- Outside accessible air valve – easy inspection and maintenance
- Bolted flange connections – leak-free and easy maintenance
- Built-in abrasion- and chemical-resistance
- Virgin diaphragm materials last twice as long as other pumps
- 100 PSI
- 180° F
- 1/4” model delivers 3.4 GPM with 20 – 100 PSI drive air
- 1/2” models deliver 15 GPM with 20 – 100 PSI drive air
- 3/4” models deliver 19.5 to 27.3 GPM with 20 – 100 PSI drive air
- 1” models deliver 35.7 to 48.3 GPM with 20 – 100 PSI drive air



100384

Part No.	Old No.	Intake & Discharge	Air Inlet w/ball valve	Air Exhaust w/B-1 muffed	Pump Body	Diaphragm Material	Max Flow @ 100 PSI	Max Solid
8.702-180.0	100381	1/4" FPT	1/4" FPT	3/8" FPT	Poly	Teflon®	3.4 GPM	N/A
8.702-181.0	100382	1/4" FPT	1/4" FPT	3/8" FPT	Kyn	Teflon®	3 GPM	N/A
8.702-200.0	100410	3/8" FPT	1/4" FPT	3/8" FPT	Poly	Teflon®	6 GPM	1/32"
8.702-201.0	100411	3/8" FPT	1/4" FPT	3/8" FPT	Poly	Santoprene®	6 GPM	1/32"
8.702-182.0	100383	1/2" FPT	1/4" FPT	3/8" FPT	Poly	Hytrel®	15 GPM	1/32"
8.702-183.0	100384	1/2" FPT	1/4" FPT	3/8" FPT	Poly	Santoprene®	15 GPM	1/32"
8.702-184.0	100385	1/2" FPT	1/4" FPT	3/8" FPT	Poly	Teflon®	15 GPM	1/32"
8.702-187.0	100391	3/4" FPT	1/4" FPT	3/4" FPT	Poly	Neoprene	27.3 GPM	1/16"
8.702-188.0	100392	3/4" FPT	1/4" FPT	3/4" FPT	Poly	Buna-N	27.3 GPM	1/16"
8.702-189.0	100393	3/4" FPT	1/4" FPT	3/4" FPT	Poly	Hytrel®	27.3 GPM	1/16"
8.702-190.0	100394	3/4" FPT	1/4" FPT	3/4" FPT	Poly	Teflon®	27.3 GPM	1/16"
8.702-191.0	100395	3/4" FPT	1/4" FPT	3/4" FPT	Alum	Buna-N	27.3 GPM	1/16"
8.702-192.0	100396	1" FPT	3/8" FPT*	3/4" FPT	Poly	Neoprene	48.3 GPM	3/16"
8.702-193.0	100397	1" FPT	3/8" FPT*	3/4" FPT	Poly	Hytrel®	48.3 GPM	3/16"
8.702-194.0	100398	1" FPT	3/8" FPT*	3/4" FPT	Poly	Teflon®	48.3 GPM	3/16"
8.702-195.0	100399	1" FPT	3/8" FPT*	3/4" FPT	Alum	Hytrel®	35.7 GPM	3/16"
8.702-202.0	100415	1-1/2" FPT	1/2" FPT*	3/4" FPT	Alum	Buna-N	116 GPM	9/32"

*with air-cock instead of ball valve

Diaphragm Kits for Yamada Pumps



To minimize downtime, Yamada pumps are designed for quick, trouble-free maintenance. Pump diaphragms, balls and seats can be replaced in 20 minutes or less and with little chance of leaks commonly associated with other diaphragm pumps.

- Kits include everything required for routine maintenance

Part No.	Old No.	Kit	Pump Size	Yamada Pump No.
8.703-277.0	105004	Teflon®	1/4"	100381
8.703-278.0	105006	Hytrel®	1/2"	100383
8.703-279.0	105008	Santoprene	1/2"	100384
8.703-281.0	105010	Teflon®	1/2"	100385
8.703-282.0	105012	Neoprene	3/4"	100391
8.703-283.0	105014	Buna-N	3/4"	100392

Part No.	Old No.	Kit	Pump Size	Yamada Pump No.
8.932-947.0	105018	Teflon®	3/4"	100394
8.703-284.0	105022	Neoprene	1"	100396
8.703-285.0	105024	Hytrel®	1"	100397
8.703-286.0	105026	Teflon®	1"	100398
8.703-320.0	105150	Buna	1-1/2"	100415

NOTE: Individual components (O-rings or diaphragms only, for example) also available; call for pricing & delivery.

Air-Operated Pump

FLOJET

Twin Diaphragm, Self Priming, 7.0 GPM.



- Santoprene elastomers
- Dry air (or CO2) 20-120 PSI
- 7.0 GPM
- 120°F max liquid temperature
- Self-priming up to 15 feet
- Air (Gas) in & out, 1/4" barb
- Choice of 3/8" or 1/2" barb fluid in/out
- Automatic, on-demand Start & Stop
- Flow control via air (gas) pressure
- Common uses:
Chemical Transfer & Dispensing Parts Washers Car Wash Systems

Part No.	Old No.	Description
8.702-321.0	100874	3/8" Pump (Santoprene)
8.702-322.0	100874A	3/8" Pump (Viton)
8.702-323.0	100875	1/2" Pump (Santoprene)
8.702-324.0	100875A	1/2" Pump (Viton)

Air-Driven Pump

FLOJET

Twin Diaphragm, Self Priming, 1.9 GPM.



- Santoprene or Viton elastomers: Use Santoprene for soaps, Use Viton for butyls
- Dry air (or CO2) 20-80 PSI
- 1.9 GPM
- Chemical in & out, 3/8" barb
- Air (Gas) in & out, 1/4" barb
- Automatic, on-demand Start & Stop
- Control flow & pressure with air pressure

Part No.	Old No.	Description
8.702-320.0	100873	Pump (Santoprene)
8.702-319.0	100872	Pump (Viton)
8.700-387.0	075862	Diaphragm Kit (Santoprene)
8.700-388.0	075863	Valve Kit (Santoprene)
8.700-418.0	075907	Diaphragm Kit (Viton)
8.700-419.0	075908	Valve Kit (Viton)

Air Filter / Regulators



8.712-585.0



8.712-586.0

- Maintains and gauges pressure to, and therefore discharge pressure from air-driven diaphragm pumps
- Removes air line impurities to 5 microns
- 1/4" ports
- 125 PSI
- Pressure-relieving

Part No.	Old No.	Description
8.712-585.0	462280	Regulator Only
8.712-586.0	462285	Filter/Regulator
8.712-587.0	462290	Gauge, 0 -1 60, 1/8"

Foam Brush & Accessories

Foam Brush Head 3" x 10" Supersoft flagged bristle fountain brush. Choose from Black or Blue, Black is standard.



If no suffix is used, black will be shipped on Foam Brush

Foam Brush Lance 40" long with 30" insulated grip, 3/8" FPT inlet, 1/2" MPT outlet (Matches brush inlet). Colors: Red, Blue, or Black. Red is Standard.

If no suffix is used, red will be shipped on Foam Brush Lance.



Brush Hoses Clear spiral wire braid, 1/2" ID with 3/8" MPT, zinc-plated steel fittings both ends.



Part No.	Old No.	Description
8.710-115.0	344006	Foam Brush Head, Black
8.710-117.0	344006RED	Foam Brush Head, Red
8.710-116.0	344006BLU	Foam Brush Head, Blue
8.710-118.0	344010	Foam Hose (12')
8.710-119.0	344011	Foam Hose (15')
8.710-121.0	344014	Lance 40", Red
8.710-122.0	344014BLK	Lance 40", Black
8.710-123.0	344014BLU	Lance 40", Blue

CAR WASH BAY ACCESSORIES

“Reflex” Car Wash Booms

The Performance Leader!



- 5'6" car wash model
- 8 ft truck wash model
- 3000 PSI
- Stainless steel boom arm
- 3/8" FPT inlet/outlet hose included

Part No.	Old No.	Description
Booms		
8.903-620.0	306660X	180° Wall Mount 5'6" Boom
8.903-621.0	306662X	360° Ceiling Mount 5'6" Boom
8.903-624.0	306665X	180° Wall Mount 10" Boom
8.903-625.0	306666X	360° Ceiling Mount 10" Boom
8.903-626.0	306667X	180° Wall Mount 8' Boom
8.903-627.0	306668X	360° Ceiling Mount 8' Boom
Parts / Accessories		
8.903-622.0	306663X	5.5' Rod/Hose Assy Only
8.903-623.0	306664X	8' Rod/Hose Assy Only
8.903-628.0	306669X	10' Rod/Hose Assy Only
8.903-630.0	306670X	Ceiling Mount Base Only
8.903-632.0	306672X	Wall Mount Base Only
8.700-265.0	075064X	Set Screw for Angle Block
8.905-605.0	568612	90° End Coupler C/W Boom
8.905-604.0	568610	8' Coupler SS C/W Boom
8.712-450.0	421020	Swivel - Brass 3/8"
8.700-263.0	075060	Swivel Repair Kit (pre-1998)
8.700-287.0	075130	Swivel Repair Kit (1998-present)

Stainless Steel Bay Accessories

Foam Brush Boom Holder, Wand Holders, Mat Clamps.



Part No.	Old No.	Description
8.708-880.0	260600	Standard Foam Brush Holder
8.708-881.0	260605	Rigid Wall Mount Wand Holder
8.708-882.0	260606	Flex Bottom Mount Wand Holder
8.708-883.0	260610	Mat Clamp

Locks for Meter Boxes



8.708-731.0

8.708-730.0

Part No.	Old No.	Description
8.708-731.0	260064	Disk Lock (Master Brand)
8.708-730.0	260062	Tubular Cam Lock

8-Position Rotary Switch

Metal Car Wash Switch.



- Much more durable than cheaper plastic switches. Save in the long run!
- Direct replacement for Electroswitch 31302A-S & NU32LA
- Make before break functions
- Double stack 8-position
- **METAL**

Part No.	Old No.	Description
8.708-729.0	260061	8-Position Rotary Switch

Transformers



260311

260316

Part No.	Old No.	Description
8.708-780.0	260311	115-24 VAC: 600 MIL/AMP
8.708-781.0	260312	115/208/230-24 VAC: 100VA Fused
8.708-783.0	260315	120/208/240-24 VAC: 50VA
8.708-784.0	260316	120/208/240- 24 VA Not Fused

Fuses



Part No.	Old No.	Description
8.708-786.0	260324	Transformer fuse 5 Amp (For P/N 260312)

Swivels - Medium Pressure



- 1000 PSI
- 7/16" flow-thru opening
- All brass body
- Bronze thrust bearing
- Buna-N seals (non-repairable)
- 1/2" FPT x 1/2" MPT

Part No.	Old No.	Description
8.705-057.0	140094	Swivel

Low Pressure Swivels



- 300 PSI swivel action
- Brass MPT
- Zinc chromate steel FPT

Part No.	Old No.	Description
8.705-054.0	140085	1/4" x 1/4"
8.705-056.0	140087	3/8" x 3/8"
8.705-055.0	140086	1/2" x 1/2"

Flex Lances



- Flexes 180° & returns
- Prevents bent lances & broken hoses
- Industrial grade polyurethane flex section
- Perfect for self-serve car wash bays
- 1/4" galvanized pipe end sections
- 2500 PSI
- 200°F

Part No.	Old No.	Length/ Color	
8.710-600.0	368119BLK	18" Black	1/4" MPT x 1/8" FPT
8.710-601.0	368119BLU	18" Blue	1/4" MPT x 1/8" FPT
8.710-603.0	368121	21" Red	1/4" MPT x 1/8" FPT
8.710-604.0	368124	24" Red	1/4" MPT x 1/8" FPT
8.710-598.0	368118	18" Red	1/4" MPT x 1/4" MPT
8.710-599.0	368118BLK	18" Black	1/4" MPT x 1/4" FPT

RB65 Wash Gun



Low pressure spray gun with straight jet and adjustable cone from the trigger with adjustable screws to alter cone angle wideness from 0° to 60°.



- Completely sealed
- Ergonomic
- Adjustable jet cone
- Trigger protection
- Brass Body
- Inlet connection swivel
- 16 GPM
- 350 PSI rated pressure
- 195°F

Part No.	Old No.	Description
8.710-449.0	353265	PA RB65 w/ swivel
8.710-448.0	353264	PA RB65 no swivel

Car Wash Vacuum Hose CW150 & CW200

ULTIMATE
CRUSH-PROOF

The Most Flexible, Easy-to-Handle Vacuum Hose Ever!



- Recovers immediately from crush
- Tough & durable
- Resists ultraviolet rays & abrasion
- Smooth interior bore for max air flow
- CW150 = 1-1/2"; CW200 = 2"

Part No.	Old No.	Size
8.708-912.0	260957	1.5" x 12.5'
8.708-907.0	260950	1.5" x 15'
8.708-909.0	260954	1.5" x 25'
8.708-910.0	260956	1.5" x 50'
8.708-918.0	260965	2" x 12.5'
8.708-917.0	260962	2" x 15'
8.708-919.0	260966	2" x 25'
8.708-920.0	260968	2" x 50'

Vacuum Accessories

May slip directly onto hose; for better results, use with swivel cuffs, below.

Vacuum Claw Nozzle



Part No. 1-1/2"	Old No. - 1-1/2"	Part No. 2"	Old No. - 2"	Color
8.708-893.0	260917	8.708-895.0	260919	Orange
8.708-892.0	260916	8.708-894.0	260918	Yellow
8.708-891.0	260915	8.708-897.0	260921	Black
8.708-890.0	260914	8.708-899.0	260923	Gray

Couplings

Part No.	Old No.	Description
8.708-896.0	260920	1-1/2"
8.708-898.0	260922	2"

Adapter



Part No.	Old No.	Description
8.708-900.0	260924	2" Hose x 1-1/2" Wand
8.708-904.0	260942	2" Hose x 2" Wand

Vacuum Nozzles



Part No.	Old No.	Description	Degree
8.708-901.0	260932	1-1/2" x 1-1/2" x 5-1/4"	45°
8.708-902.0	260934	2" x 2" x 5-1/2"	45°

Cuffs, Hose to Tank



Part No.	Old No.	Description
8.708-903.0	260940	1-1/2" x 1-1/2"
8.708-904.0	260942	2" x 2"
8.708-905.0	260944	1-1/2" x 1-1/2" Swivel
8.708-906.0	260946	2" x 2" Swivel

CAR WASH BAY ACCESSORIES

AP Vacuum Motors



8.625-841.0



8.620-204.0



8.625-842.0



Ametek-Lamb Vacuum Motors



8.685-502.0



8.685-442.0



8.685-458.0

Part No.	Description
2 Fan Stages, Bypass Motors	
8.625-841.0	5.7" Diameter, 120V Double Ball Bearing Peripheral Discharge
8.620-204.0	Vault system Vac Motor: 120V Double Ball Bearings, Tangent Discharge
3 Fan Stages, Bypass Motors	
8.625-842.0	5.7" Diameter, 120V Double Ball Bearings Tangent Discharge

Part No.	Description
2 Fan Stages, Bypass Motors	
8.685-502.0	5.7" Diameter, 120V Double Ball Bearing Peripheral Discharge
8.685-442.0	Vault system Vac Motor: 120V Double Ball Bearings, Tangent Discharge
3 Fan Stages, Bypass Motors	
8.685-458.0	5.7" Diameter, 120V Double Ball Bearings Tangent Discharge

Connector Hose / Car Wash Bay Hose - 12' - 25'



All Car Wash Bay hose come with Solid Male Pipe on both ends. Add suffix "B" to the Old Number to include bend restrictors on one end.

Part No.	Old No.	Length
3/8" Ultima - 1 wire 3000 PSI		
8.902-576.0	261212	12'
8.902-578.0	261213	13'
8.902-580.0	261214	14'
8.902-582.0	261215	15'
8.902-584.0	261216	16'
8.902-586.0	261217	17'
8.902-588.0	261218	18'
8.902-590.0	261219	19'
8.902-592.0	261220	20'
8.902-594.0	261221	21'
8.902-596.0	261222	22'
8.902-598.0	261223	23'
8.902-600.0	261224	24'
8.902-602.0	261225	25'

NOTE: Add the suffix "B" to the Old No. to include Bend Restrictors

Part No.	Old No.	Length
1/4" Ultima - 1 wire 3000 PSI		
8.902-545.0	261112	12'
8.902-547.0	261113	13'
8.902-549.0	261114	14'
8.902-551.0	261115	15'
8.902-554.0	261116	16'
8.902-556.0	261117	17'
8.902-558.0	261118	18'
8.902-560.0	261119	19'
8.902-562.0	261120	20'
8.902-564.0	261121	21'
8.902-565.0	261122	22'
8.902-567.0	261123	23'
8.902-569.0	261124	24'
8.902-571.0	261125	25'

NOTE: Add the suffix "B" to the Old No. to include Bend Restrictors

Part No.	Old No.	Length
3/8" Blue - 1 wire 3000 PSI		
8.902-604.0	261312	12'
8.902-607.0	261313	13'
8.902-610.0	261314	14'
8.902-613.0	261315	15'
8.902-616.0	261316	16'
8.902-619.0	261317	17'
8.902-622.0	261318	18'
8.902-625.0	261319	19'
8.902-628.0	261320	20'
8.902-631.0	261321	21'
8.902-634.0	261322	22'
8.902-637.0	261323	23'
8.902-640.0	261324	24'
8.902-643.0	261325	25'

NOTE: Add the suffix "B" to the Old No. to include Bend Restrictors

Part No.	Old No.	Length
1/4" Blue - 1 wire 3000 PSI		
8.902-646.0	261362	12'
8.902-648.0	261363	13'
8.902-650.0	261364	14'
8.902-652.0	261365	15'
8.902-655.0	261366	16'
8.902-658.0	261367	17'
8.902-660.0	261368	18'
8.902-663.0	261369	19'
8.902-665.0	261370	20'
8.902-667.0	261371	21'
8.902-669.0	261372	22'
8.902-671.0	261373	23'
8.902-673.0	261374	24'
8.902-675.0	261375	25'

NOTE: Add the suffix "B" to the Old No. to include Bend Restrictors

Solenoid Valves

Dependable, Cost-effective Solutions to Valve Challenges.

Suitable for:

- Air
- Light Oil

- Professional Car Washes
- Chemicals
- Low Pressure Steam
- Other Industrial Applications



Water Solenoid Valves 2-way, Normally Closed

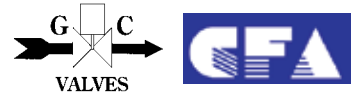
The S211 Series Standard Water Valves have reliable piloted diaphragm construction with proven performance over decades of use. Featuring stainless steel seats, the S211 Series typically requires 4 or 5 PSI pressure differential to open. The S201

Series Zero Differential Valves are constructed with the same materials, but are capable of operating with the same amount of pressure on both sides of the valve. Both valve types are often utilized in the car wash industry.



Chemical Solenoid Valves 2-way, Normally Closed

For decades, car wash industry professionals have chosen the rugged S301 and S311 Series Valves because of their compact size and long life. Available in 1/8", 1/4" & 3/8" NPT designs, these valves are used in air, water and chemical applications.



High pressure Solenoid Valves 2-way, Normally Closed

The S401 High Pressure Valves are compact, dependable and specially designed by ITT to meet car wash applications up to 1,400 PSI. **Best Buy**

Normally Open Solenoid Valves for Car Wash Anti-Freeze

Applications

These valves provide long life and reliable performance in the "Make or Break" Anti-Freeze systems of car washes. The S202 and S212 Series Diaphragm Valves feature non-wicking, fabric-reinforced diaphragms—which eliminates premature diaphragm failures—as well as stainless steel upper seats, which prevents seat deterioration often associated with brass-seated valves. The S202 Series Diaphragm Valve incorporates the zero operating pressure design discussed above; the S212 Series is a piloted diaphragm, and the S402 Series is a piloted piston valve.

Solenoid Valve Specifications

Body

BR = Brass
SS = Stainless Steel

Seals

B = Buna
V = Viton

Mode

N/O = Normally Open
N/C = Normally Closed

Type

PD = Piloted Diaphragm
PP = Piloted Piston
DA = Direct Acting



Part No.	Old No.	GC Part No. Series	Port F-NPT	Body	Orifice	Oper PSI	Seals	Mode	Type	AC Volts	DEMA Equiv
8.708-805.0	260450	S201-CG4	3/8"	BR	.312"	150	B	N/C	PD	24	A413P-24
8.708-806.0	260451	S201-CG4	3/8"	BR	.312"	150	B	N/C	PD	110	A413P-110
8.708-807.0	260452	S201-DG4	1/2"	BR	.438"	150	B	N/C	PD	24	A414P-24
8.708-808.0	260453	S201-DG4	1/2"	BR	.438"	150	B	N/C	PD	110	A414P-110
8.708-810.0	260454	S201-EG5	3/4"	BR	.593"	150	B	N/C	PD	24	A416P-24
8.708-811.0	260455	S201-EG5	3/4"	BR	.593"	150	B	N/C	PD	110	A416P-110
8.708-812.0	260456	S201-FG9	1"	BR	.760"	150	B	N/C	PD	24	A418P-24
8.708-813.0	260457	S201-FG9	1"	BR	.760"	150	B	N/C	PD	110	A418P-110
8.708-820.0	260464	S211-CG4	3/8"	BR	.625"	150	B	N/C	PD	24	473P-24
8.708-821.0	260465	S211-CG4	3/8"	BR	.625"	150	B	N/C	PD	110	473P-110
8.708-822.0	260466	S211-DG4	1/2"	BR	.625"	150	B	N/C	PD	24	474P-24
8.708-823.0	260467	S211-DG4	1/2"	BR	.625"	150	B	N/C	PD	110	474P-110
8.708-824.0	260468	S211-EG5	3/4"	BR	.750"	150	B	N/C	PD	24	476P-24
8.708-825.0	260469	S211-EG5	3/4"	BR	.750"	150	B	N/C	PD	110	476P-110
8.708-826.0	260470	S211-FG9	1"	BR	1.00"	150	B	N/C	PD	24	—
8.708-827.0	260471	S211-FG9	1"	BR	1.00"	150	B	N/C	PD	110	—
8.708-828.0	260479	S301-AD5	1/8"	BR	.101"	125	B	N/C	DA	110	491P-110
8.708-829.0	260480	S301-BD7	1/4"	BR	.109"	150	B	N/C	DA	24	401P-24
8.708-830.0	260481	S301-BD7	1/4"	BR	.109"	150	B	N/C	DA	110	401P-110
8.708-814.0	260458	S202-CG4	3/8"	BR	.281"	150	B	N/O	PD	24	0412P-24
8.708-815.0	260459	S202-CG4	3/8"	BR	.281"	150	B	N/O	PD	110	0412P-110
8.708-816.0	260460	S202-DG4	1/2"	BR	.438"	150	B	N/O	PD	24	0A414P-24
8.708-817.0	260461	S202-DG4	1/2"	BR	.438"	150	B	N/O	PD	110	0A414P-110
8.708-818.0	260462	S202-EG5	3/4"	BR	.593"	150	B	N/O	PD	24	0A416P-24
8.708-819.0	260463	S202-EG5	3/4"	BR	.593"	150	B	N/O	PD	110	0A416P-110
8.708-831.0	260482	S301-BD7	1/4"	SS	.125"	150	V	N/C	DA	24	424-2-24
8.708-832.0	260483	S301-BD7	1/4"	SS	.125"	150	V	N/C	DA	110	424-2-110
8.708-833.0	260484	S401-Z	3/8"	SS	.350"	1200	V	N/C	PP	24	453P-24
8.708-834.0	260485	S401-Z	3/8"	SS	.350"	1200	V	N/C	PP	110	453P-110
8.708-835.0	260486	S401-Z	1/2"	SS	.500"	1200	V	N/C	PP	24	454P-24
8.708-836.0	260487	S401-Z	1/2"	SS	.500"	1200	V	N/C	PP	110	454P-110

CAR WASH BAY ACCESSORIES

Replacement / Repair Kits for Solenoids Valves - page 149

Part No.	Old No.	Description
8.708-837.0	260488	24V AC Coil
8.708-838.0	260489	110V AC Coil
8.700-214.0	074801	Repair Kit - S301-1/4" valves (Buna)
8.700-215.0	074802	Repair Kit - S201-3/8" & 1/2" valves (Buna)
8.700-216.0	074806	Repair Kit - S202-3/4" valves (Buna)

Kip Solenoids



- Reliable over years of use
- Millions of cycles life not unusual
- All with FPT ports
- N/O = Normally Opened
- N/C = Normally Closed
- N/A= Not Adjustable
- C/A = Chemical Adjustment

Part No.	FPT	Voltage	Orifice ID
Stainless Steel			
8.708-846.0	260511**	N/C 1/4" 24 VAC	N/A .062
8.708-847.0	260515**	N/O 1/4" 24 VAC	N/A .062
8.708-848.0	260516*	N/O 1/4" 24 VAC	N/A .062
8.708-849.0	260520	N/C 1/8" 24 VAC	N/A .062
8.708-851.0	260525	N/C 1/4" 24 VAC	C/A
8.708-852.0	260526*	N/C 1/4" 24 VAC	C/A
8.708-853.0	260530	N/C 1/8" 24 VAC	C/A
8.708-855.0	260534	N/C 1/4" 120 VAC	N/A .093
8.708-856.0	260535	N/C 1/4" 24 VAC	N/A .093
8.708-857.0	260536*	N/C 1/4" 120 VAC	N/A .093
8.708-858.0	260537*	N/C 1/4" 24 VAC	N/A .093

Brass Solenoid Valves – Kip			
8.708-863.0	260546*	N/C 1/8" 240 VAC	N/A .062
8.708-864.0	260547*	N/C 1/8" 120 VAC	N/A .062

Parts			
8.708-859.0	260538	Coil Only 120V	Wire Leads
8.708-860.0	260539	Coil Only 24V	Wire Leads
8.708-862.0	260542	Coil Only 24V	Spade Term
8.708-861.0	260541	Repair Kit N/C 1/4"	

* Conduit Body Style w/ wire leads
** Wire Leads

Part No.	Old No.	Description
8.700-217.0	074807	Repair Kit - S301-1/4" valves (Viton)
8.700-218.0	074808	Repair Kit - S401-3/8" & 1/2" valves (Viton)
8.700-219.0	074809	Repair Kit - S211-3/8" & 1/2" valves (Buna)
8.700-220.0	074810	Repair Kit - S211-3/4" valves (Buna)
8.700-221.0	074812	Repair Kit - S211-1-1/4", 1-1/2" & 2" valves (Buna)

Solenoids w/ Built-In Strainer

For pressure lines and pressure systems only.

Brass Valves – Diaphragm Style



- Normally Closed valve operation
- Proven design features for reliable performance on all applications
- Rated to 200°F fluid & 120°F ambient
- Operates in any position, but do NOT mount valve with coil under valve

Part No.	Old No.	Dema No.	FPT	Orifice	PSI	Voltage
8.711-249.0	396115	442P	1/4"	.25	125	24 VAC
8.711-250.0	396116	442P	1/4"	.25	125	110 VAC
8.711-252.0	396119	443P	3/8"	.25	125	24 VAC
8.711-253.0	396120	443P	3/8"	.25	125	110 VAC

Celcon Plastic Valves

Super for strong chemicals.



- Diaphragm style with Y-Screen (S.S.)
- Molded coil CSA approved
- Compact design – 1/4" spade connects
- Normally Closed operation
- 125 PSI
- 180°F
- 1/4" FPT, 1/4" orifice

Part No.	Old No.	Dema No.	FPT	Orifice	PSI	Voltage
8.708-869.0	260560	P442	1/4"	.25	125	24 VAC
8.708-870.0	260561	P442	1/4"	.25	125	110 VAC
8.708-871.0	260562	P442	1/4"	.25	125	12 VAC
8.708-872.0	260566	P443	3/8"	.25	125	24 VAC
8.708-873.0	260567	P443	3/8"	.25	125	110 VAC
8.708-874.0	260568	P443	3/8"	.25	125	12 VDC

Erie Motortrol® Valve



- 3-way valve to switch hot & cold inlets to single outlet
- 1/2" MPT (all 3)
- 24 VAC

Part No.	Old No.	Description
8.708-879.0	260580	Motortrol Valve

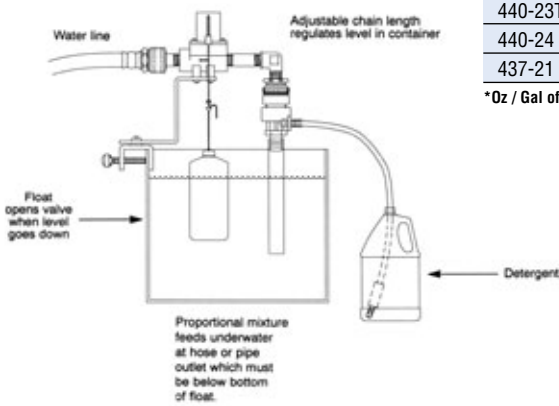
Aqua Master™ Model 440

DEMA



Liquid level proportioning controls - automatically maintain drum level and chemical concentration. The Aqua Master automatically maintains a desired level of proportioned mixture in a drum, tank or other type reservoir. Magnetically activated “snap acting” float valves provide full water flow to activate the chemical proportioners. There are two basic sizes to give a choice of water flows as shown in the table below. Chemical feed rate is adjusted by metering screw or threaded metering tips. The compact 440 float valve is made of Celcon® plastic and is easily accessible for field maintenance.

Liquid level proportioning controls are available in two flow capacities, 4 and 22 GPM at 50 PSI. Either size can be used with or without a proportioner. The proportioner allows chemical to be inducted while the valve is open. All models, except as noted, are equipped with siphon breakers to prevent backflow into the fresh water line. The proportioner discharge is provided with means for attaching a hose or piece of pipe for under water feeding to minimize sudsing.



Model	Description	Capacity
440-23BT	Proportioning Valve, 4 GPM Flow at 50 PSI, Medium Capacity	12*
440-23T	Proportioning Valve, 4 GPM Flow at 50 PSI, High Capacity	35*
440-24	Proportioning Valve, 4 GPM Flow at 50 PSI, Highest Capacity	70*
437-21	Proportioning Valve, 22 GPM Flow at 50 PSI, Medium Capacity	10*

*Oz / Gal of 1 CPS Fluid (ie, Viscosity of Water)

Part No.	Old No.	Description
8.710-525.0	360382	440-23BT
8.710-524.0	360381	440-23T
8.710-526.0	360383	440-24
8.710-532.0	360397	437-21
8.710-534.0	360399	Optional Tips

Proportioners

Designed to blend liquid chemical concentrates with water (flowing at normal city water pressure) to create an accurate mix of diluted chemicals. Complete with metering orifice set and/or metering adjustment valve.



Model	Description	Capacity
MAX BLEND RATE = Oz Chem Per Gal Water		
MODEL No.	1 CPS	75 CPS 220 CPS
162	24	14 6
163H*	64	30 14

*High concentration chemical blender

1 CPS = Viscosity of Water
75 CPS = Viscosity of SAE 10 oil
220 CPS = Viscosity of SAE 30 oil

Part No.	Old No.	Description
8.710-530.0	360393	#162 Drum Mount with Proportioner
8.710-529.0	360392	#163H High Concentrate Proportioner Low Side
8.700-226.0	074903	Polypropylene Foot Valve
8.710-534.0	360399	Optional Tips

AG SPRAY ACCESSORIES

Hypro Roller Pumps

Ideal for Farm Sprayers, Pest Control and Chemical Application Usage.



- Housings available in Cast Iron, Ni-Resist or Silver Series
- Self priming operation; Roller pumps should not be run dry
- Adaptable to PTO's or Gas Engines
- Standard seals are Viton or Buna
- Standard super rollers provide the chemical resistance of Nylon and long life of Polypropylene
- Rotation is determined by looking at shaft end of pump
- Counter clockwise is standard on all except 4001 and 4101 Series
- Maximum fluid temperature is 140°

Part No.	Old No.	Model No.	Housing	Rotation	Shaft dia	No. of Rollers	Seals
8.702-278.0	100814	4001C	CI	CW	5/8"	4	V
8.702-281.0	100817	4101C	CI	CW	5/8"	4	V
8.702-259.0	100778	4101N	N	CW	5/8"	4	V
8.702-280.0	100815	4101XL	SL	CW	5/8"	4	V
8.702-261.0	100784	6500C	CI	CCW	5/8"	6	V
8.702-263.0	100784R	6500C-R	CI	CW	5/8"	6	V
8.702-262.0	100784N	6500N	N	CCW	5/8"	6	V
8.702-264.0	100784X	6500XL-R	SL	CW	5/8"	6	V
8.702-282.0	100819	7560C	CI	CCW	15/16"	8	V
8.702-283.0	100819R	7560C-R	CI	CW	15/16"	8	V
8.702-286.0	100823R	7560N-R	N	CW	15/16"	8	V
8.700-082.0	069665	Shaft Adapter (5/8" to 3/4")					

NOTE CI = Cast Iron, N = Ni-Resist, SL = Silver Last

Performance Tables

Series 4001

- Max psi 150
- Max GPM 9
- Max RPM 1800

Pressure in PSI	GPM @1100 RPM	HP	GPM @1400 RPM	HP	GPM @1800 RPM	HP
50	4.4	.24	5.9	.32	8.0	0.46
100	3.8	.41	5.3	.56	7.3	0.78
125	3.5	.50	5.0	.68	7.0	0.95
150	3.3	.62	4.8	.78	6.7	1.10

Series 4101

- Max psi 150
- Max GPM 7
- Max RPM 2600

Pressure in PSI	GPM @1100 RPM	HP	GPM @1400 RPM	HP	GPM @1800 RPM	HP
50	4.5	.34	5.60	.40	6.6	0.46
100	3.9	.56	5.00	.68	6.0	0.76
125	3.7	.68	0.82	.82	5.7	0.92
150	3.4	.78	4.40	.96	5.4	1.08

Series 6500

- Max psi 300
- Max GPM 18.2
- Max RPM 1000

Pressure in PSI	GPM @1100 RPM	HP	GPM @1400 RPM	HP	GPM @1800 RPM	HP
50	8.0	0.38	16.5	0.71	20.1	0.90
100	7.2	0.68	15.4	1.26	19.1	1.51
200	5.6	1.29	14.0	2.34	17.3	2.84
300	4.3	1.91	12.7	3.47	15.7	4.17

Series 7560

- Max psi 300
- Max GPM 22.5
- Max RPM 1000

Pressure in PSI	GPM @1100 RPM	HP	GPM @1400 RPM	HP	GPM @1800 RPM	HP
50	11.1	0.74	17.5	1.26	22.0	1.78
100	10.3	1.25	16.9	1.95	21.3	2.53
200	8.6	2.26	15.5	3.40	20.0	4.20
300	7.1	3.30	18.9	5.30	18.0	6.10

Twin Diaphragm Spot Spray Pump



Specifications:

- 1 GPM (open)
- 35 PSI (#8 tip)
- 3/8" hose barb inlet/outlet
- Self-priming to 2.5 feet
- Operating temperature 40° - 110°F
- Liquid temperature 110°F max
- 5 Amp fuse
- 1.3 lbs dry weight

Features:

- Compact automatic on-demand operation
- SEALED pressure switch automatically stops pump when discharge valve opens & closes
- Self-priming so pump can be located above supply tank
- Can run dry for extended periods without damage
- Built-in thermal protection on 12VDC motor
- Low Amp draw (2.5 @ 25 PSI, 4.0 @ 35 PSI)
- Chemical-resistant valves & diaphragm

Part No.	Old No.	Description	Open Flow	Max PSI	Power
8.702-326.0	100880	Spot Spray Pump	1.0	35	12 VDC

Flojet Diaphragm Pump

FLOJET

Built in pressure switch automatically starts and stops pump instantaneously.



- Can run dry without damage
- Excellent Self Priming Capability
- Low current draw

Part No.	Old No.	Flojet Model No.	Power	Max Flow	Max PSI	Ports	Diaphragm*	Valves*
8.702-325.0	100879	2135-561	12V DC	1.48	60	3/8" FPT	B	V
8.702-328.0	100884	4300-142A	12V DC	3.30	40	1/2" Barb	S	E
8.702-312.0	100863	2100-032	115V	1.85	50	3/8" FPT	S	S
8.702-337.0	100895	2100-022A	115V	1.85	50	3/8" FPT	V	V
8.702-331.0	100888	4300-042	115V	3.70	35	1/2" Barb	S	E
8.702-329.0	100884A	4300-043A	115V	4.70	35	1/2" Barb	S	E

* B = BUNA V = Viton E= EPDM S = Santoprene

NOTE: These units are designed to withstand many harsh chemicals. However, because compounds and concentrations of materials pumped through these Units are beyond the manufacturer's control, the manufacturer DOES NOT PROVIDE A WARRANTY on the wet-end of the pump.

Diaphragm Pump Units

SHURflo
AN OTC COMPANY

1.00 - 3.8 GPM integrated pump motor units. Powered by 12V DC or 115V AC power. Pumps are standard with Santoprene® diaphragms and Viton valves for excellent service with a wide variety of sprayable products.

NOTE: Flow is reduced as pressure is increased (i.e. 100850 pumps 1.12 GPM @ 60 psi) Automatic demand control on/off.

- Chemical resistant materials
- Self priming
- Automatic demand pressure switch or internal bypass
- Can run dry without damage
- Low Amp draw



Part No.	Old No.	Surflo Model No.	Power	Max Flow	Max PSI	Ports	Diaphragm*	Valves*
8.702-294.0	100841	8000-541-236	Demand 12V DC	1.0	60	3/8" FPT	S	V
8.702-304.0	100854	8000-343-236	Demand 12V DC	1.2	60	3/8" FPT	V	V
8.702-300.0	100850	8000-543-236	Demand 12V DC	1.4	60	3/8" FPT	S	V
8.702-296.0	100844	8000-543-238	Demand 12V DC	1.4	100	3/8" FPT	S	V
8.702-335.0	100893	8030-813-239	Demand 12V DC	1.5	150	3/8" FPT	S	V
8.702-302.0	100852	8002-793-238	Demand 12V DC	1.7	100	3/8" FPT	S	E
8.702-311.0	100862	8000-532-256	Demand 115V	1.0	60	3/8" FPT	S	V
8.702-307.0	100857	8000-033-236	Demand 115V	1.0	60	3/8" FPT	V	V
8.702-306.0	100856	8000-533-236	Demand 115V	1.4	60	3/8" FPT	S	V
8.702-334.0	100892	8000-812-288	Bypass 115V	1.4	100	3/8" FPT	S	V
8.702-308.0	100858	8000-813-238	Demand 115V	1.6	100	3/8" FPT	S	V
8.702-338.0	100896	8000-713-238	Demand 115V	1.6	100	3/8" FPT	S	E

2088 Premium Series - self primes up to 12 foot - Built in Back Check

8.702-305.0	100855	2088-343-135	Demand 12V DC	3.0	50	1/2"-14M	S	V
8.702-303.0	100853	2088-313-145	Demand 12V DC	3.6	50	1/2"-14M	S	V
8.702-301.0	100851	2088-712-244	Demand 12V DC	3.8	50	1/2"-14M	S	E
8.702-310.0	100861	2088-394-154	Demand 115V	3.2	40	1/2"-14M	S	V

4111 - Double Head

8.702-339.0	100899	4111-035	Demand 12V	7.0	50	1/2"-14M	S	V
--------------------	---------------	----------	------------	-----	----	----------	---	---

166 - Air Drive

8.702-317.0	100870	166-200-56	Demand AIR	2.0	60	3/8" Barb	E	E
8.702-318.0	100871	166-200-36	Demand AIR	2.0	60	3/8" Barb	V	V

*S = Santoprene V = Viton E= EPDM

NOTE: These units are designed to withstand many harsh chemicals. However, because compounds and concentrations of materials pumped through these Units are beyond the manufacturer's control, the manufacturer DOES NOT PROVIDE A WARRANTY on the wet-end of the pump.

AG SPRAY ACCESSORIES

Industrial Chemical Sprayer

Excellent pre-prep chemical applicator. Trigger control, demand flow, wall mount cabinet, enclosed pump unit pulls chemical from a bulk tank and delivers it through 100' lightweight hose for low pressure stream/cone or mist application. Operator simply squeezes trigger for instant application.



- Diaphragm pump units
- 60 psi pressure
- Choice of 12V DC or 110V DC
- 100 foot hose
- Adjustable nozzle for cone mist to straight stream
- Durable Santoprene & Viton wetted parts

Part No.	Old No.	Description	Motor	PSI	GPM
Wall Mount / Cabinet Sprayer					
8.906-090.0	810020	Chem Applicator	115V AC	60	1.15
8.906-089.0	810010	Chem Applicator	12V DC	60	1.02

NOTE: These Units are designed to withstand many harsh chemicals. However, because compounds and concentrations of materials pumped through these Units are beyond the manufacturer's control, the manufacturer DOES NOT PROVIDE A WARRANTY on the wet-end of the pump.

910 Spot Spray Gun Assembly

High pressure trigger gun adapted to spot spray application.



- Durable & comfortable
- 12" plated steel lance
- 1/4" hose barb inlet
- #2 blue adjustable nozzle

Part No.	Old No.	Description
8.904-088.0	352940	910 Spot Spray Gun Assembly

Trigger Control Spray Lances

Excellent for low pressure chemical applications up to 150 psi. Available in either plastic or brass lance tube. Works well with neutral, alkaline or mild acid solutions.



- Steel trigger & service wrench
- Plastic valve body
- Brass needle plunger
- Filter screen in nozzle housing
- Standard 11/16" outlet thread for standard low pressure nozzle
- Cone nozzle adjusts 0 - 80°
- Accepts the adjustable cone nozzles or standard tip-jet nozzles (11/16 nozzle thread)
- 3/8" FPT inlet models allow unlimited flexibility in choice of hose barb sizes
- 24" lance – brass or plastic
- **Best Buy**

Part No.	Old No.	Description
Trigger Lance		
8.902-777.0	266606	Brass w/o nozzle
8.902-778.0	266607	Plastic w/o nozzle
8.708-977.0	266603	Plastic w/blue nozzle
8.708-978.0	266610	Brass w/blue nozzle (below)
8.700-493.0	076700	Needle Valve and Seal Kit

Part No.	Old No.	Description	80° Straight	Cone
Adjustable Nozzle – GPM @ 40 psi / Adjust 0 - 80°				
8.708-979.0	266611	#1 Yellow	.316	.156
8.708-980.0	266612	#2 Red	.545	.204
8.708-981.0	266613	#3 Blue	.720	.250

Trigger Valves

Versatile hand-held trigger valves for chemical or water flow control.



- 1/2" FPT inlet/outlet
- Lock-on trigger loop
- 18.5 GPM
- 700 PSI

Part No.	Old No.	Description
Aluminum Body – SS/ BR Valve		
8.708-982.0	266652	Trigger Valve - Viton
Plastic body – SS/ BR Valve		
8.708-983.0	266658	Trigger Valve - Viton
8.708-984.0	266659	Trigger Valve - Buna

Spraymax Trigger Gun

For Your Pest Control Customers.



- 1000 PSI
- 200° temperature
- Compare To JD-9, Mag-1, Robco, & Ges
- Adjusts from fine mist to straight stream
- Drip-free shutoff
- Crafted for all-day comfortable use
- Larger trigger for 4-fingered grip

Part No.	Old No.	Description
8.708-995.0	266693	With 1/2" Inlet
8.902-783.0	266693X	With 3/4" Garden Hose Inlet
8.709-028.0	268047	Repair kit

Trigger Jet Spray Lances

Low pressure chemical application lance will tolerate mild acid solutions.



- Diaphragm shut off valve
- Hand grip trigger control
- Plastic lance tube resistant to acids and agricultural chemicals
- 150 PSI
- Excellent for mild acids or alkali chemicals
- Polypropylene body EPDM seals STD
- 11/16" - nozzle connect outlet

Part No.	Old No.	Description
Trigger Lance		
8.709-182.0	302250V	24" 1/4" FPT inlet, Viton
8.709-183.0	302251	24" 1/4" HB inlet, EPDM
8.709-184.0	302252V	3/8" Hose Barb, Viton
Trigger Value Only		
8.709-185.0	302254V	3/8" HB Inlet/ 11/16" Outlet, Viton
8.709-186.0	302255V	1/4" HB Inlet/ 11/16" Outlet, Viton
8.709-187.0	302256V	1/4" FPT Inlet/ 11/16" Outlet, Viton
Parts & Accessories – Trigger Jet Lance		
8.709-188.0	302258	Adapter, 11/16" x 11/16" PP
8.709-189.0	302259	24" Lance Tube only
8.709-190.0	302260	24" Lance Tube w/ Seals & Fittings
Trigger Jet Nozzles* – Polypropylene adjust from 0° to 60° Cone		
8.709-192.0	302263	Yellow Core(x 3), .23 GPM/ 60 psi
8.709-193.0	302265	Green Core (x 5), .37 GPM/ 60 psi
8.709-194.0	302266	Red Core (x 6), .45 GPM/ 60 psi
8.709-195.0	302268	Gray Core (x 8), .57 GPM/ 60 psi
8.709-196.0	302272	Brown Core (x 12), .84 GPM/ 60 psi
8.709-197.0	302274	Orange Core (x 18), 1.2 GPM/ 60 psi

Turbine Series Guns

Forged brass housings — Stainless steel lances — Mist cone to straight stream adjustment — On/Off control — Lock-on trigger — 1/2" MPT inlet Viton seals — Up to 1200 psi at 140° Fahrenheit.



- 1200 PSI
- 1/2" BSP male inlet
- Weighs only 4 lbs
- Standard 15 x 1 LRT (4.5mm)
- 62 ft reach, straight stream @ 850 PSI
- 31.5 ft reach, full cone @ 850 PSI

Part No.	Old No.	Description	Length
8.708-990.0	266680	Long Range Turbine	27-1/2"
8.708-989.0	266676	Turbine	26-1/2"

15 x 1 Long Range Tip - Stainless Steel

Best Used with **Long Range Turbine Gun**.



- 15 x 1 long range tip
- SS body
- 850 psi
- 24.4 GPM
- 77 ft max throw range

Old No.	Part No.	Orifice Dia (mm)	Old No.	Part No.	Orifice Dia (mm)
8.708-998.0	266706	3.5	8.709-001.0	266709	5.0
8.708-999.0	266707	4.0	8.709-002.0	266710	5.5
8.709-000.0	266708	4.5	8.709-003.0	266711	6.0
			8.709-004.0	266712	7.0

Low Flow Brass Pressure Regulator



- For sprayers pumping up to 5 GPM
- Durable & strong brass construction
- Stainless steel spring
- Positive Viton seal to prevent leakage
- Knurled locknut for easy adjustment
- 1/2" MPT inlet
- 1/2" FPT outlet
- 120°F temperature
- 10.3 oz weight

Part No.	Old No.	Description
8.712-553.0	462207	200 - 650 psi
8.712-554.0	462208	0 - 300 psi

Brass Pressure Regulator

Durable and Strong.



- For sprayers pumping up to 15 GPM
- Adjustable pressure ranges
- Stainless steel spring
- Tee-handle adjustment screw
- 3/4" MPT inlet
- Knurled locknut for ease of locking in adjustment
- 3/4" FPT outlet
- 120°F temperature
- 10.3 oz weight

Part No.	Old No.	Description
8.712-557.0	462217	0 - 300 psi
8.712-558.0	462218	300 - 700 psi

Heavy-Duty Swivels

Live swivels help prevent twisted and tangled hose.



266701



266700

- Brass body & SS bolt
- Viton seals
- 600 PSI
- 1/2" MPT inlet & 1/2" outlet

Part No.	Old No.	Description
8.708-996.0	266700	Swivel 1/2" M x F
8.708-997.0	266701	Swivel 1/2" M x 3/4" FGH

Nylon Pressure Regulator

Maximum Corrosion Resistance.



- Built to handle up to 15 GPM
- Stainless steel spring
- Positive Viton seal prevents leakage & provides the best chemical resistance
- Knurled locknut for ease of locking in adjustment
- Tee-handle adjustment screw
- Choice of 1/2" or 3/4" inlet/outlet
- Male inlet/ female outlet
- 120°F temperature
- 4 oz weight

Part No.	Old No.	Inlet	Outlet	Adjustable Pressure Range
8.712-555.0	462212	1/2"	3/4"	0 - 250 psi
8.712-552.0	462202	3/4"	3/4"	0 - 250 psi
8.712-556.0	462213	3/4"	3/4"	0 - 400 psi

AG SPRAY ACCESSORIES

Bulkhead Fittings



- Black polypropylene
- Double threaded w/EPDM gasket
- Opening same size as outside diameter

Part No.	Old No.	FPT	Hole Dia
8.705-336.0	141232	1/2"	1-5/8"
8.705-338.0	141234	3/4"	1-5/8"
8.705-144.0	140430	3/4"	1-3/4"
8.705-145.0	140432	1"	1-3/4"
8.705-339.0	141236	1"	2-1/2"
8.705-341.0	141238	1-1/4"	2-1/2"
8.705-342.0	141240	1-1/2"	2-1/2"
8.705-146.0	140434	1-1/2"	3"
8.705-147.0	140436	2"	3"
8.705-343.0	141242	2"	3-1/8"

Gaskets for Above

8.705-337.0	141233	Fits 1/2", 3/4"
8.705-340.0	141237	Fits 1", 1-1/4", 1-1/2"
8.705-344.0	141243	Fits 2"

Brass Bulkhead / Tank Fittings



- Use to drain or remove liquids from tanks, drums, etc.
- Heavy-duty brass
- Includes nut and aluminum grip washer

Part No.	Old No.	Overall Length	Mounting Hole Dia
8.705-139.0	140417	1/8" x 1.5"	5/8"
8.705-140.0	140419	1/4" x .94"	3/4"
8.705-141.0	140420	1/4" x 1.5"	3/4"
9.802-149.0	140421	3/8" x 1.3"	1"
9.802-150.0	140422	1/2" x 1.5"	1-1/8"

NOTE: Installation requires access to inside of tank.

Diaphragm Check Valves - Nylon

For drip free spraying.



- 125 PSI
- 2 GPM
- Nylon body, polypropylene end cap - EPDM - diaphragm
- 10 PSI opening pressure
- 1/4" MPT inlet, 11/16" - 16 male outlet nozzle thread
- Spring-backed diaphragm for positive action

Part No.	Old No.	Description
8.709-377.0	310851	Diaphragm Check Valves

Plastic Fittings

For Water and Chemical Supply Lines. Ideal for use with most alkaline-based detergents, most agricultural chemicals, ethanol, and most ammonium and sodium-based compounds

- 150 PSI
- 140°F max @ 90 PSI
- 90°F max @ 150 PSI

DO NOT USE ... Polypropylene for: Gasoline, Nitric Acid, Trichlorethylene, Toluene, Aromatic Hydrocarbons or Kerosene. Polypropylene "P" - Black/ Glass Reinforced

DO NOT USE ... Nylon for: Hydrochloric Acid, Chlorine, Fluorine, Nitric, Xylene or Phosphoric or Sulfuric Acids. Nylon 6/6 "N" White/Natural color

Part No. Poly	Old No. Poly	Part No. Nylon	Old No. Nylon	Barb x MPT
Hose Barbs – Barb x MPT				
8.705-262.0	141077P	8.705-277.0	141102N	1/4" x 1/4"
8.705-263.0	141078P	8.705-278.0	141103N	3/8" x 1/4"
8.705-264.0	141080P	8.705-280.0	141105N	1/4" x 3/8"
8.705-265.0	141081P	8.705-281.0	141106N	3/8" x 3/8"
8.705-268.0	141084P	8.705-282.0	141107N	1/2" x 3/8"
		8.705-284.0	141110N	3/8" x 1/2"
		8.705-285.0	141111N	1/2" x 1/2"
		8.705-288.0	141117N	1/2" x 3/4"
		8.705-283.0	141108N	5/8" x 3/8"
8.705-270.0	141086P	8.705-286.0	141112N	5/8" x 1/2"
		8.705-289.0	141118N	5/8" x 3/4"
		8.705-287.0	141113N	3/4" x 1/2"
		8.705-290.0	141119N	3/4" x 3/4"
		8.705-291.0	141120N	1" x 3/4"

90° Barb x MPT Elbows

8.705-293.0	141125P			1/4" x 1/4"
8.705-294.0	141126P			3/8" x 1/4"
8.705-295.0	141127P			1/2" x 1/4"
8.705-296.0	141130P			1/4" x 3/8"
8.705-298.0	141131P	8.705-297.0	141131N	3/8" x 3/8"
8.705-301.0	141136P	8.705-300.0	141136N	3/8" x 1/2"
8.705-299.0	141132P			1/2" x 3/8"
8.705-303.0	141137P	8.705-302.0	141137N	1/2" x 1/2"
8.705-304.0	141138P			5/8" x 1/2"
8.705-305.0	141139P			3/4" x 1/2"
8.705-307.0	141141P	8.705-306.0	141141N	1/2" x 3/4"
8.705-308.0	141142P			5/8" x 3/4"
8.705-310.0	141143P	8.705-309.0	141143N	3/4" x 3/4"

HEX Nipple – MPT x MPT

8.705-316.0	141184P			1/4" x 1/4"
8.705-317.0	141185P			3/8" x 3/8"
8.705-319.0	141186P	8.705-318.0	141186N	1/2" x 1/2"
8.705-321.0	141187P	8.705-320.0	141187N	3/4" x 3/4"
		8.705-324.0	141191N	1/2" x 1/4"
8.705-323.0	141190P	8.705-322.0	141190N	1/2" x 3/8"
8.705-326.0	141193P			3/4" x 1/2"

Elbows – Barb x Barb

8.705-335.0	141216P			3/8" x 3/8"
-------------	---------	--	--	-------------

Tees Barb x Barb x Barb

		8.705-327.0	141202N	1/4" BxBxB
		8.705-328.0	141205N	3/8" BxBxB
8.705-329.0	141207P			1/2" BxBxB
8.705-332.0	141215P			3/4" BxBxB
		8.705-334.0	141216N	3/4" BxBxB

"Push-On" Hose Barbs – (Normally does not require clamps)

		8.705-346.0	141305N	1/4" Bx1/4" FPT
--	--	-------------	---------	-----------------

Why Landa Detergents Are Recommended Over All Others for Hot and Cold Water Pressure Washing



Landa detergents contain the most advanced formulas engineered to be used with high-pressure cleaning equipment.

Most of the 37 blends contain an exclusive multi-metal corrosion inhibitor package designed to protect your equipment as well as prevent flash rusting while cleaning.

Furthermore, all the Landa detergents are biodegradable and include a special additive to prevent scale build up.

The liquid—and some powder—detergents come in 5-gallon pails and 55-gallon drums with other powder formulas shipped in easy-to-handle cartons.

The highly concentrated Landa detergents can be diluted at ratios of well over 100:1 making the cost-in-use very economical. Mix kits are also available.

All packaging complies with U.S. and Canadian regulations.

ALL-PURPOSE CLEANERS: *With Versatility to Tackle the Toughest of Jobs*



L-217 All Purpose Cleaner

Butyl-based, super-duty all purpose detergent quickly dissolves grease, dirt and grime. It produces a generous foam and rinses easily with water. Safe on most surfaces and applications but not polished aluminum or galvanized metals. **Dilution:** 100:1 typically; 40:1 or 20:1 for toughest tasks

Part No.	Old No.	Description	Ship Wt
8.913-887.0	9-63005	L-217, All-Purpose Cleaner, 5 gal*	48 lbs
8.913-888.0	9-63055	L-217, All-Purpose Cleaner, 55 gal*	520 lbs

*Cannot Ship Via UPS



Top Gun All Purpose Cleaner with Alcohol

A high-performance general purpose cleaner formulated to remove all types of dirt, grit, grease and soap scum. It is non-caustic, non-butyl, low-foaming with alcohol for extra effective cleaning of painted surfaces. Ideal for cleaning vehicles and building exteriors. **Dilution:** 120:1

Part No.	Old No.	Description	Ship Wt
8.719-143.0	9-11005	Top Gun, All-Purpose Cleaner, 5 gal*	45 lbs

*Cannot Ship Via UPS



Purple Rain All Purpose Cleaner

A non-caustic, butyl-based, low-foaming detergent engineered to remove grease and grime, yet can be used safely on painted surfaces, including plastic, metals, aluminum, glass, steel and chrome. Use with hot or cold water to clean buildings, vehicles, decks. **Dilution:** 130:1

Part No.	Old No.	Description	Ship Wt
8.719-145.0	9-13005	Purple Rain, All-Purpose Cleaner, 5 gal	47 lbs
8.906-714.0	9-13055	Purple Rain, All-Purpose Cleaner, 55 gal	495 lbs

RECYCLE DETERGENTS: *Engineered for Wash-Water Recycling Systems*



L-215 Detergent for Water Treatment

All-purpose, non-emulsifying detergent for use in wash-water reclaim systems. It is low-foaming, non-flammable and biodegradable with a high surfactant concentration for removing road film and grime. **Dilution:** 64:1 to 80:1; pre-soak for 3 to 5 minutes for extra heavy soil

Part No.	Old No.	Description	Ship Wt
8.913-993.0	9-67005	L-215, Recycle Detergent, 5 gal*	48 lbs
8.913-994.0	9-67055	L-215, Recycle Detergent, 55 gal*	523 lbs

*Cannot Ship Via UPS



Environ Quick-Release Recycle Detergent

Low-foaming, non-caustic, low-phosphate detergent ideal for wash-water recycling systems and oil-water separators. Environ's quick-release surfactant allows oil and grease to be removed in filtration systems. Biodegradable and safe on painted surfaces. **Dilution:** 100:1

Part No.	Old No.	Description	Ship Wt
8.720-037.0	9-62005	Environ, Recycle Detergent, 5 gal*	46 lbs
8.720-038.0	9-62055	Environ, Recycle Detergent, 55 gal*	495 lbs

*Cannot Ship Via UPS

VEHICLE CLEANERS: *Can Cut Away the Dirt and Grime But Still Leave the Shine*



L-9140 Car Wash Cleaner

Unique blend of the latest generation of surfactants, along with water softening agents, to deliver highly effective penetration and cleaning performance. High-foaming and butyl-based; ideal for pre-soaking vehicles in car washes. Rinses quickly and cleanly. **Dilution:** 80:1 for pre-soaking and 180:1 for exterior washing



L-9115 All Purpose Powder Vehicle Wash

Powdered compound, with buffered alkalinity and a blend of water softening agents for fast removal of soils and grime. It is biodegradable, solvent-free and very stable in hard water. Works in car wash systems as well as pressure washers. **Dilution:** 1 lb. per 5 gallons then apply through the pressure washer at 20:1



GrimeCutter™ Brown Soap Vehicle Wash

An extra-strong degreaser with just enough caustic to clean effectively while displaying the properties and alkalinity of a non-caustic detergent. It is biodegradable and contains no butyl. Excellent for cleaning carbon stack. Not for fine finish surfaces. **Dilution:** 50:1



RoadShow Non-Butyl Vehicle Cleaner

Highly effective all-purpose, non-caustic, non-butyl vehicle wash that cleans and degreases. Works with hot or cold water. Biodegradable and safe to use on all metals and painted surfaces, especially formulated to clean cars, trucks, engines and RVs. **Dilution:** 100:1



Convoy Vehicle Cleaner with Alcohol

A non-butyl, low-foaming, extra-strength, biodegradable detergent formulated specifically for cleaning vehicles. Safe for all metals with alcohol for restorative cleaning of fine painted surfaces as well as aluminum, glass, steel and chrome. Use with hot or cold water. **Dilution:** 120:1



Highway Butyl-Based Vehicle Cleaner

Extra strong, butyl-based, low-foaming, biodegradable detergent engineered to clean and degrease simultaneously. Works with hot or cold water and has quick-release properties. Ideal for use on hard surfaces, such as cars, trucks, engines and RVs. **Dilution:** 130:1

Part No.	Old No.	Description	Ship Wt
8.913-896.0	9-64005	L-9140, Car Wash Cleaner, 5 gal*	47 lbs
8.913-897.0	9-64055	L-9140, Car Wash Cleaner, 55 gal*	510 lbs

*Cannot Ship Via UPS

Part No.	Old No.	Description	Ship Wt
8.913-901.0	9-65040	L-9115, All Purpose Vehicle Wash, 40 lb	43 lbs

Part No.	Old No.	Description	Ship Wt
8.906-971.0	9-27005	GrimeCutter™, Veh. Degreaser, 5 gal*	42 lbs
8.906-979.0	9-27055	GrimeCutter™, Veh. Degreaser, 55 gal*	451 lbs

*Cannot Ship Via UPS

Part No.	Old No.	Description	Ship Wt
8.719-153.0	9-31005	RoadShow, Vehicle Cleaner, 5 gal*	47 lbs
8.907-156.0	9-31055	RoadShow, Vehicle Cleaner, 55 gal*	506 lbs
8.725-493.0		RoadShow-NC, Vehicle Cleaner, 5 gal [†]	47 lbs
8.725-492.0		RoadShow-NC, Vehicle Cleaner, 55 gal [†]	506 lbs

*Cannot Ship Via UPS [†]Non-Corrosive Formulations Can Ship UPS

Part No.	Old No.	Description	Ship Wt
8.907-341.0	9-35005	Convoy, Vehicle Cleaner, 5 gal*	45 lbs

*Cannot Ship Via UPS

Part No.	Old No.	Description	Ship Wt
8.719-156.0	9-37005	Highway, Vehicle Cleaner, 5 gal	47 lbs
8.719-157.0	9-37055	Highway, Vehicle Cleaner, 55 gal	495 lbs

VEHICLE SPECIALTY DETERGENTS: *Ideal for Car and Truck Wash*



Citrus Degreaser Citrus-Based Degreaser

Uses d-Limonene, a natural product from rinds or peelings of citrus fruit, that is highly effective for stripping away oil, grease and grime. It is especially popular because it is made from a renewable resource along with being non-toxic and biodegradable. **Dilution:** 50:1

Part No.	Old No.	Description	Ship Wt
8.913-772.0	9-56005	Citrus Degreaser, 5 gal	44 lbs
8.913-773.0	9-56055	Citrus Degreaser, 55 gal	466 lbs



Prism Rinsing Agent

A blend of biodegradable wetting agents formulated to break up surface tension of water, reducing water spotting. Excellent for car washes or rinsing after pressure washing with Landa detergents. Made for rinsing in hard or soft water. Extremely dilutable. **Dilution:** 5000:1

Part No.	Old No.	Description	Ship Wt
8.907-388.0	9-38005	Prism, Rinsing Agent, 5 gal	46 lbs



TechnoWax Vehicle Wax

Highly concentrated, biodegradable, long-lasting wax designed specifically to enhance and protect the appearance of any painted surface. Readily biodegradable and user friendly. Works well in hard or soft water. Dilution rate is only .6 ounces per automobile. **Dilution:** 2000:1

Part No.	Old No.	Description	Ship Wt
8.907-394.0	9-39005	TechnoWax, Vehicle Wax, 5 gal	43 lbs
8.907-395.0	9-39055	TechnoWax, Vehicle Wax, 55 gal	462 lbs

ALUMINUM BRIGHTENERS: *Designed for Cleaning Trucks and Trailers*



L-209 One-Step Acid Cleaner Concentrate

An aluminum brightener concentrate with a blend of ammonium bifluoride and sulfuric acid to chemically clean and brighten in one step. Removes road film, oxide film and diesel smoke from aluminum trailers. **Dilution:** 120:1 or 350:1, depending on soil concentration

Part No.	Old No.	Description	Ship Wt
8.907-709.0	9-43005	L-209, Aluminum Brightener, 5 gal*	56 lbs
8.907-710.0	9-43055	L-209, Aluminum Brightener, 55 gal*	600 lbs

*Cannot Ship Via UPS



Super Nova Aluminum Brightener with Extras

Highly concentrated, non-fuming, acid detergent with extra wetting agents for the absolute toughest of cleaning jobs, such as road film. Cleans and restores oxidized aluminum. Removes carbon, grease, oils and diesel smoke. Easy to apply. Does NOT use hydrofluoric acid. **Dilution:** 20:1

Part No.	Old No.	Description	Ship Wt
8.907-707.0	9-42005	Super Nova, Alum Brightener, 5 gal*	50 lbs
8.907-708.0	9-42055	Super Nova, Alum Brightener, 55 gal*	537 lbs

*Cannot Ship Via UPS



Nova Aluminum Brightener

Non-fuming, acid-based cleaner for cleaning and restoring oxidized aluminum. Contains an acid inhibitor formula for minimizing metal removal. Excellent for removing grease, oil and diesel smoke. Uses ammonium bifluoride, not hydrofluoric acid. **Dilution:** 20:1

Part No.	Old No.	Description	Ship Wt
8.907-711.0	9-44005	Nova, Aluminum Brightener, 5 gal*	50 lbs

*Cannot Ship Via UPS

CLEANERS - DEGREASERS: *Strong Enough to Power Away Grime & Grease*



L-219 Super-Duty Degreaser

When the toughest of cleaning jobs requires a highly caustic detergent, L-219 gets the call. This non-toxic cleaner cuts grime, grease and carbon extremely fast and is effective in cleaning everything from vent hoods and concrete to engines and parts in a soak tank. **Dilution:** 30:1; 4:1 for vent hoods



Dyna-Might Super-Duty Degreaser

A highly concentrated, butyl-based detergent with a precise amount of caustic to deliver a powerful cleaning punch. Ideal for heavy equipment, repair shops, sidewalks, parking lots, parts degreasing and exhaust stacks. Dyna-Might is biodegradable and phosphate free. **Dilution:** 128:1



PowerEdge Butyl-Based Super Degreaser

A powerful, highly concentrated degreaser with extra cleaning ingredients. While it is non-caustic, but butyl-based, it works with the effectiveness of a caustic detergent. Biodegradable and safe for even fine automotive finishes. Has alcohol for restorative cleaning. **Dilution:** 150:1



Buckshot Low-Alkaline Heavy-Duty Degreaser

A highly effective, non-caustic, butyl-based degreaser that works well with hot or cold water. Biodegradable and safe for use on all metals and painted surfaces, including engine and vehicles. Also cleans mildew, soap scum and baked on grease. **Dilution:** 150:1



Bazooka Non-Butyl Cleaner / Degreaser

A super-strength, highly concentrated non-butyl blend of powerful ingredients formulated to wet, penetrate and suspend soil, oils and grease for faster, more thorough cleaning effectiveness. OK on most surfaces, including aluminum, stainless steel, glass, plastic, paint and even fine automotive paint finishes. **Dilution:** 100:1

Part No.	Old No.	Description	Ship Wt
8.914-094.0	9-68005	L-219, Super Degreaser, 5 gal*	58 lbs
8.914-096.0	9-68055	L-219, Super Degreaser, 55 gal*	632 lbs

*Cannot Ship Via UPS

Part No.	Old No.	Description	Ship Wt
8.907-304.0	9-32005	Dyna-Might, Super Degreaser, 5 gal*	48 lbs
8.907-306.0	9-32055	Dyna-Might, Super Degreaser, 55 gal*	512 lbs

*Cannot Ship Via UPS

Part No.	Old No.	Description	Ship Wt
8.906-864.0	9-22005	PowerEdge, Super Degreaser, 5 gal*	46 lbs
8.906-866.0	9-22055	PowerEdge, Super Degreaser, 55 gal*	504 lbs
8.725-491.0		PowerEdge-NC, Super Degreaser, 5 gal [†]	46 lbs
8.725-490.0		PowerEdge-NC, Super Degreaser, 55 gal [†]	504 lbs

*Cannot Ship Via UPS [†]Non-Corrosive Formulations Can Ship UPS

Part No.	Old No.	Description	Ship Wt
8.906-868.0	9-24005	Buckshot, Heavy-Duty Degreaser, 5 gal*	47 lbs
8.906-870.0	9-24055	Buckshot, Heavy-Duty Degreaser, 55 gal*	506 lbs
8.725-487.0		Buckshot-NC, Heavy-Duty Degrsr, 5 gal [†]	47 lbs
8.725-486.0		Buckshot-NC, Heavy-Duty Degrsr, 55 gal [†]	506 lbs

*Cannot Ship Via UPS [†]Non-Corrosive Formulations Can Ship UPS

Part No.	Old No.	Description	Ship Wt
8.906-942.0	9-26005	Bazooka, Non-Butyl Degreaser, 5 gal*	48 lbs
8.906-949.0	9-26055	Bazooka, Non-Butyl Degreaser, 55 gal*	505 lbs
8.725-484.0		Bazooka-NC, Non-Butyl Degrsr, 5 gal [†]	48 lbs
8.725-485.0		Bazooka-NC, Non-Butyl Degrsr, 55 gal [†]	505 lbs

*Cannot Ship Via UPS [†]Non-Corrosive Formulations Can Ship UPS

PARTS WASHER DETERGENTS: *Formulated for Aqueous Parts Washers*



Hyper Drive Parts Washer Detergent

Non-foaming, non-caustic, powder blend ideal for automatic parts washers because of its unsurpassed multi-metal rust and corrosion inhibitor formula. Excellent for steel, aluminum, copper, brass, and plastic. Also works in soak tanks and ultrasonic. **Mix Ratio:** 16:1 light; 4:1 heavy

Part No.	Old No.	Description	Ship Wt
8.913-753.0	9-51010	Hyper Drive, APW Detergent, 4 x 10 lb	44 lbs
8.720-006.0	9-51050	Hyper Drive, APW Detergent, 50 lb	52 lbs
8.913-754.0	9-51100	Hyper Drive, APW Detergent, 100 lb	103 lbs



L-229 Heavy Duty Parts Washer Detergent

A d-Limonene-based formula for extra tough cleaning of grease and grime. With a buffered alkalinity for maximum performance and extended life, excellent for use in all parts washers. Has a pleasant citrus scent and Landa's rust and corrosion inhibitors to prevent oxidation. **Mix Ratio:** 1/4 - 1/2 lb. per gallon water

Part No.	Old No.	Description	Ship Wt
8.907-715.0	9-46040	L-229, Parts Washer Deterg., 40 lb pail	43 lbs
8.907-716.0	9-46400	L-229, Parts Washer Deterg., 400 lb drum	415 lbs

SPECIALTY CLEANERS: *Formulas for Concrete Cleaning to Coil Conditioning*



L-220 Hood & Vent Cleaner

An extra-high alkaline cleaner formulated for removing grease, grime and dirt from restaurant vent hoods. Especially effective on grease, fat and soy oils. Biodegradable with rust inhibitor. **Dilution:** 100:1 to 20:1, depending on soil concentration

Part No.	Old No.	Description	Ship Wt
8.907-717.0	9-47005	L-220, Hood & Vent Cleaner, 5 gal*	51 lbs
8.907-718.0	9-47055	L-220, Hood & Vent Cleaner, 55 gal*	553 lbs

*Cannot Ship Via UPS



BlockBuster Hood & Vent Cleaner

Engineered for the toughest of commercial kitchen cleaning jobs. Highly concentrated, caustic potash-based formula effectively attacks greasy baked-on and burnt-on food and soil. Use on kitchen vent hoods and floors. Do not use on aluminum or painted surfaces. **Dilution:** 50:1

Part No.	Old No.	Description	Ship Wt
8.914-270.0	9-72005	BlockBuster, Hood & Vent Clnr, 5 gal*	51 lbs
8.720-075.0	9-72055	BlockBuster, Hood & Vent Clnr, 55 gal*	550 lbs

*Cannot Ship Via UPS



L-995 Concrete Cleaner & Degreaser

An extra-strength, high—but buffered—alkaline blend designed for maximum performance in cleaning grease and grime from concrete floors and a wide variety of other surfaces. Non-caustic, d-limonene-based detergent with a special blend of surfactants, alkaline builders and the precise amount of sodium hydroxide. Biodegradable. **Dilution:** 10:1

Part No.	Old No.	Description	Ship Wt
8.907-719.0	9-48040	L-995, Concrete Clnr & Degrsr, 40 lb pail	45 lbs
8.907-720.0	9-48400	L-995, Concrete Clnr & Degrsr, 400 lb drum	405 lbs



Matrix Concrete Cleaner

A powerful, highly concentrated concrete cleaner for the toughest of cleaning jobs. It is non-caustic and butyl-based but works with the effectiveness of a caustic detergent. Biodegradable and safe for painted surfaces. Formulated for restorative cleaning. **Dilution:** 150:1

Part No.	Old No.	Description	Ship Wt
8.720-068.0	9-71005	Matrix, Concrete Cleaner, 5 gal*	47 lbs
8.720-069.0	9-71055	Matrix, Concrete Cleaner, 55 gal*	505 lbs
8.725-489.0		Matrix-NC, Concrete Cleaner, 5 gal [†]	47 lbs
8.725-488.0		Matrix-NC, Concrete Cleaner, 55 gal [†]	505 lbs

*Cannot Ship Via UPS [†]Non-Corrosive Formulations Can Ship UPS



LazerWash Extra-Strength Cleaner

Highly concentrated blend of non-fuming acid and surfactants formulated to remove everything from diesel smoke and rust to welding smut. Ideal for cleaning building exteriors, but safe to use on glass and aluminum. Biodegradable. **Dilution:** 10:1

Part No.	Old No.	Description	Ship Wt
8.914-290.0	9-73005	LazerWash, Extra Strength Clnr, 5 gal*	51 lbs

*Cannot Ship Via UPS



Landa Phosphatizer Ideal for Paint Preparation

Landa Phosphatizer is a complete phosphatizing agent that cuts and removes oil, grease and grime from steel prior to painting. It is a butyl-based, biodegradable cleaner that can be applied using spray, dip or wipe-on cleaning and phosphatizing methods. It also works well in hard or soft water and rinses completely. **Dilution:** Use 1/4 to 2 ounces per gallon of 120°F water, depending on the method of application, the weight of the coating desired and the temperature.

Part No.	Old No.	Description	Ship Wt
8.914-472.0	9-78005	Landa Phosphatizer, 5 gal	51 lbs
8.914-484.0	9-78055	Landa Phosphatizer, 55 gal	525 lbs

*Cannot Ship Via UPS



Mongoose Coil Conditioner

Inhibited, non-fuming, biodegradable acid cleaner removes rust and hard water deposits from inside heating coils. For pressure washers and boilers. **Mix Ratio:** 16:1

Part No.	Old No.	Description	Ship Wt
8.914-296.0	9-74002	Mongoose, Coil Conditioner, 12 x 2 lbs	28 lbs

GRAFFITI REMOVERS: *For Reliquifying and Dissolving Paint and Marker Tracks*



Landa Graffiti Remover – Brick, Masonry & Concrete Cleaner

An easy-to-use liquid graffiti remover, with deep penetrating action designed for use on brick, masonry, concrete, stone and painted masonry and stone surfaces. This unique product formulation reliquefies and dissolves spray paint and marker tracks within seconds. No extended soak time is needed and Landa Graffiti Remover – Brick, Masonry & Concrete Cleaner can be reapplied to wet surfaces as needed, without waiting for drying first. **Mix Ratio:** Apply undiluted directly to surface.

Part No.	Description	Ship Wt
9.807-268.0	Graffiti Remover–Brick, Masonry & Concrete, 12 x 1 qt*	27 lbs
9.807-267.0	Graffiti Remover–Brick, Masonry & Concrete, 4 x 1 gal*	34 lbs
9.807-269.0	Graffiti Remover–Brick, Masonry & Concrete, 5 gal*	45 lbs

*Cannot Ship Via UPS



Landa Graffiti Remover – Metal Saver

A strong and fast-acting, biodegradable, liquid graffiti remover designed for use on pre-finished metal and powder coated surfaces such as overhead doors, color bonded fencing, mail boxes, traffic signal boxes, painted metal and other metal surfaces. This strong and fast-acting product formulation safely penetrates and loosens the graffiti on metal surfaces and makes it easy to remove. No extended soak time is needed and Landa Graffiti Remover – Metal Saver can be reapplied to wet surfaces as needed, without waiting for drying first. **Mix Ratio:** Apply undiluted directly to surface.

Part No.	Description	Ship Wt
9.807-289.0	Graffiti Remover–Metal Saver, 12 x 1 qt	27 lbs
9.807-288.0	Graffiti Remover–Metal Saver, 4 x 1 gal	34 lbs
9.807-290.0	Graffiti Remover–Metal Saver, 5 gal	45 lbs



Landa Graffiti Remover – Sign Saver

A fast-acting biodegradable, liquid graffiti remover designed for use on interior and exterior signs such as traffic signs, interstate highway signs, rail signs, metal signs, some plastic signs and any metal sign with a reflective coating. This strong and fast-acting product formulation safely penetrates and loosens the graffiti on sign surfaces and makes it easy to remove. No extended soak time is needed and Landa Graffiti Remover – Sign Saver can be reapplied to wet surfaces as needed, without waiting for drying first. **Mix Ratio:** Apply undiluted directly to surface.

Part No.	Description	Ship Wt
9.807-270.0	Graffiti Remover–Sign Saver, 12 x 1 qt	27 lbs
9.807-271.0	Graffiti Remover–Sign Saver, 4 x 1 gal	34 lbs
9.807-272.0	Graffiti Remover–Sign Saver, 5 gal	45 lbs

A	
A.O. Smith - Pressure Washer Motors	122
ABS Gauge	116
Accessories	26-36, 47
Accumulator	98
Accura High Limit Switch	134
Acid Injectors	110
Adapters	64, 67
Adjustable Bronze Float Valves	111
Adjustable Flow Thru Thermostat	140
Adjustable Nozzle	83
Adjustable Nozzle Holder	46
Adjustable Quick-Connect Injector	110
Adjustable Thermostat Switches	140
Ag Spray Accessories	152-156
Air Filter / Regulators	145
Air Power Sprayers	35
Air Valve - Coil Blow Out	116
Air-Driven Pump	145
Air-Operated Pump	145
Airless Foam Kit	35
All Purpose Cleaners	157
Aluminum Brighteners	159
Amazing Pocket Reference	36
Amerimax Injector	108
Ametek-Lamb Vacuum Motors	148
AMP Meters	117
Anti-Seize Compound	99
AP Adjustable Thermostat Switches	140
AP Brushes	34
AP Duo-Reg Nozzle	82
AP Filters	68
AP Float Valves	111
AP Flow Control Metering Valve	114
AP Foam Jet Kit	35
AP Gear Lube	98
AP Guns	37, 41
AP Hose Reels	58
AP Lances	44
AP Multi-Fan Nozzle	82
AP Pressure & Temperature Test Set	117
AP Pump Oil	98
AP Speedmaster Throttle Control	117
AP Temperature Gauges	117
AP Thermal Relief Valves	115
AP Thermostat Switches	140
AP Trigger Guns	37
AP Vacuum Motors	148
AP Water Broom	29
AP Y-Trap Strainer	70
AP1000 Trigger Guns	21, 37
Aqua Master™ Proportioner	151
AR Bolt On Unloaders	107
AR Pumps	94, 96
Attachable Couplings	54
Automatic Pressure Compensating Unloader Valves	103
Automatic Pressure Regulators	102
B	
Back Flow Preventor	112
Baldor Motors	121, 122
Ball Bearing Swivels	63
Ball Valves	39, 113, 114
Banded Coupling	68
Base Plates for Igniters	128
Battery Boxes	143
Bazooka Non-Butyl Cleaner / Degreaser	160
Bearings	143
Beckett Burners	125, 126
Beckett Tune-Up Kit	127
Belts	124
Big Boot Cam Switch	138
Big Guns	40
Big Guy Surface Cleaner	27
Big One Filter	68
Big Stainless Steel Lances & Side Handles	41
BlockBuster Hood & Vent Cleaner	161
Blower Wheels	126, 127
Blue Tuff-Flex Hose	49
Books	36
Booms	146
Box for Magnetic Motor Starter Sets	137
Boxes	136-138, 143, 146
Brackets	59
Branch Tees	65
Brick Cleaner	162
Briggs & Stratton Engines	118
Broad Spray Stainless Steel Nozzles	76
Broom	29
Brushes	34
Buckshot Low-Alkaline Heavy-Duty Degreaser	160
Bulkhead Fittings	156
Burner Control	133
Burner Igniters	128
Burner Motors	125, 127
Burner Rings - N/G or L/P Gas Jets	129
Burner Transformers	128
Burners & Coils	125-132
Bushings	64, 67, 124
Bypass Hose	56
C	
Cam Switches	138, 139
Can-Type Filters & Parts	69
Car Wash Bay Accessories	144-151
Car Wash Bay Hose	55
Car Wash Booms	146
Car Wash Cleaners	158, 159
Car Wash Vacuum Hose	147
Ceramic Plungers	97
Ceramic Unitized Ball Valve	39
Chassis Components	142, 143
Check / Foot Valve	70
Check Hose Barbs	65
Check Valves	112, 130, 156
Chemical Filters	68
Chemical Injectors	108-110
Chemical Line w/ Filter	68
Chemical Metering Valves	114, 115
Chemical Sprayer	154
Chemical Strainers	68
Chemical Systems	32
Circuit Breakers	137
Citrus Degreaser Citrus-Based Degreaser	159
Clamps	66
CleanCut Fuel Pump	127
Clear Bowl Filters	69, 71
Clear PVC Tubing	56
Clear Vinyl Tubing	56
Coil Blow Out	116
Coil Insulation	132
Coil Wraps	132
Coils	132
Cold Water Lances	42
Cold Water Pressure Washers	13-16
Comet Pumps & Pump Kits	96
Compact Pressure Switch	133

INDEX

Compact PVC Ball Valves.....	114
Compact Thermal Relief Valves.....	115
Concrete Cleaner.....	162
Connector Hose.....	55, 148
Connectors.....	62, 141
Contact Blocks.....	135
Contactors.....	135
Contractor Tool.....	125
Convoy Vehicle Cleaner with Alcohol.....	158
Copper & Plastic Float Balls.....	111
Copper Fuel Dip Tubes.....	143
Copper Tubing Connectors.....	62
Cord Caps / Plugs.....	140
Corrosion-Resistant ABS Gauge.....	116
Couplers.....	22, 23, 60-62, 78, 84, 100, 123
Coupling Hex.....	67
Couplings.....	54, 64, 67, 68, 125
Coxreels Hose Reels.....	58
Crosses.....	65, 67
Curtain Walls.....	29
Cutler-Hammer DP Contactors.....	135
Cyclone Surface Cleaner.....	26

D

Degreasers.....	160
Delavan Fuel Nozzles.....	130
Detergent Injectors.....	108-110
Detergent Systems.....	32
Detergents.....	157-162
Diaphragm Check Valves.....	156
Diaphragm Float Valve.....	111
Diaphragm Kits for Yamada Pumps.....	144
Diaphragm Pumps.....	152, 153
Diaphragm Spot Spray Pump.....	152
Digital Monitor.....	139
Dip Tube Assembly.....	143
Dirt Killer Rotating Nozzle.....	78
Discharge Manifold / Rupture Disks.....	23, 116
Donut Insulation.....	132
Double Nipples.....	64
Double Nozzle Head.....	83
Double Quality Twist Seal Couplers.....	62
Double Shut-Off Couplers & Plugs.....	62
DP Contactors.....	135
Draft Diverters / Rain Caps.....	131
Drain Cocks.....	66
Drum / Tank Pump.....	34
Drum Tool Accessories.....	33
Dual Chemical Systems.....	32
Dual Lances.....	42, 43
Dual Trigger Lance.....	43
Duct Cleaner.....	28
Dump Gun.....	41
Duo-Reg Nozzle.....	82
Dyna-Might Super-Duty Degreaser.....	160

E

Easy Start Valve.....	116
EATON Cutler-Hammer DP Contactors.....	135
Elbows.....	64-68, 156
Electric Motors.....	25, 120-124
Electrical Components.....	133-141
Electrical Tape.....	140
Electrode / Insulator Assembly.....	125
Electronic Ignition.....	129
Elektra Cam Switch.....	138
Engines.....	118, 119, 123, 124
Environ Quick-Release Recycle Detergent.....	157
Erie Motortrol® Valve.....	150

Exact-A-Flow Pressure Reducer / Injector.....	110
Extension Wand Control Kit.....	45
Extension Wands.....	45
Extractor.....	98
Extruded Crosses.....	65
Extruded Tees.....	65

F

Fiberglass Handles.....	34
Fiberglass Telescoping Wands.....	45
Field Attachable Couplings.....	54
Filter Funnel.....	71
Filters.....	24, 68-71, 83, 145
Fittings.....	60-68, 156
Fixed Reel.....	59
Flanges.....	100
Flex Couplers.....	100
Flex Couplings.....	125
Flex Lances.....	46, 147
Flex Line Bypass Hose.....	56
Float Balls.....	111
Float Tank Inlet Hose.....	50
Float Tanks.....	142
Float Valves.....	111, 112
Float, Ball & Stem.....	111
Flojet Diaphragm Pump.....	153
Flow Actuated Unloaders.....	106
Flow Control Metering Valve.....	114
Flow Meters.....	115
Flow Selector Valve.....	114
Flow Switches.....	23, 24, 133
Flow Thru Guns.....	41
Flue Adapters.....	131
Foam Brush & Accessories.....	145
Foam Cannon.....	35, 84
Foam Jet Kit.....	35
Foamers.....	24, 35, 84
Foot Controlled Pressure Valve.....	33
Foot Valves.....	70
Forged Brass Ball Valves.....	113
Forged Tees.....	65
Fuel Caps.....	142, 143
Fuel Conditioner & Soot Remover.....	127
Fuel Dip Tubes.....	143
Fuel Filters.....	24, 71
Fuel Nozzle Check Valve.....	130
Fuel Nozzles.....	130
Fuel Oil Pressure Gauge.....	116
Fuel Pumps.....	127
Fuel Solenoid Valve.....	128
Fuel Tanks.....	142
Fuses.....	137, 146

G

Galvanized Pipe Fittings.....	68
Garden Hose.....	50, 54
Garden Hose Fittings.....	66
Gas Burner Rings - N/G or L/P Gas Jets.....	129
Gas Jets.....	129
Gas Valve Accessory Components.....	131
Gas Valves.....	129, 131
Gauges.....	116, 117
Gear Lube.....	98
Geared Multiplier.....	99
Geared Reduction.....	99
General Fuel Filters.....	71
General Pump Nozzles.....	74
General Pumps.....	89-91, 93
Generators.....	139

Genisys™ Contractor Tool	125
Genuine Interpump / General Pumps.....	93
Giant Trigger Guns.....	37
Gloves.....	36
Goff's Curtain Walls.....	29
Graffiti Remover.....	162
Green-Cap Inline Filter.....	69
GrimeCutter™ Brown Soap Vehicle Wash.....	158
Gripnotch V-Belts.....	124
Ground Force Surface Cleaner.....	27
Gun Swivels.....	28, 63
Guns.....	21, 37-41, 45-47, 147, 154, 155
Gutter Cleaner Attachment.....	46
Gymatic Unloaders.....	107

H

Hand Tote II.....	143
Handles.....	34, 45
Hansen Quick Connective Couplers.....	61
Hex Couplings.....	64
Hex Double Nipples.....	64
Hex Head Plugs.....	66
Hex Nipple.....	67
Hex Reducing Nipples.....	64
Hi-Lo Injector.....	109
High / Low Variable Angle Nozzle.....	82
High Limit Switch.....	134
High Pressure Ball Valves.....	113
High Pressure Check Valves.....	112
High Pressure Nozzle Filters.....	83
High Pressure Swivels.....	63
High Volume Filter.....	70
Highway Butyl-Based Vehicle Cleaner.....	158
HL250 High / Low Variable Angle Nozzle.....	82
HM Regulator / Unloader.....	105
Hobby Gun, Lance & Hose.....	46
Hobby Hose.....	53
Hobby Wash Gun.....	40
Honda Engine Parts.....	118
Honeywell Gas Valves.....	129
Hose.....	21, 30, 31, 33, 46, 48-56, 147
Hose Barbs.....	65, 66, 156
Hose Bend Restrictors.....	53
Hose Clamps.....	66
Hose Fittings.....	66
Hose Reel Swivels.....	57, 59
Hose Reels.....	25, 57-59
Hot Water Generators.....	17
Hot Water Pressure Washers.....	2-12
Hour Meters for Gasoline Engines.....	117
Hudson Float Valve.....	112
Hyper Drive Parts Washer Detergent.....	160
Hypro Roller Pumps.....	152
Hypro-Style Unloader.....	104

I

Ignition Switch.....	119
Ignitors.....	128
In Line Thermostat.....	140
Indicator Lights.....	139
Industrial Chemical Sprayer.....	154
Industrial Garden Hose.....	50
Injectors.....	108-110
Inlet Hose.....	50
Inline Filters.....	69, 70
Insulated Lances.....	23, 42-44
Insulation & Rigid Disc / Donuts.....	132
Insulator Assembly.....	125
Integrated Regulator / Unloader.....	105

Inter-Lube-Red Gear Lube.....	98
Interchangeable Nozzle Orifice.....	82
Interpump / General Pumps.....	89-91

J, K

Jetter Pulse Valves.....	97
JIC Nipples.....	65
JIC x Pipe Nipples.....	64
Junction Boxes.....	136
K Series Pressure Regulators.....	104
Kerick Float Valve.....	112
Kew Replacement Accessories.....	46
Keyed Ignition Switch.....	119
KIP Fuel Solenoid Valve.....	128
Kip Solenoids.....	150

L

L-209 One-Step Acid Cleaner Concentrate.....	159
L-215 Detergent for Water Treatment.....	157
L-217 All Purpose Cleaner.....	157
L-219 Super-Duty Degreaser.....	160
L-220 Hood & Vent Cleaner.....	161
L-229 Heavy Duty Parts Washer Detergent.....	160
L-9115 All Purpose Powder Vehicle Wash.....	158
L-9140 Car Wash Cleaner.....	158
L-995 Concrete Cleaner & Degreaser.....	161
Lafferty Airless Foam Kit.....	35
Lance Accessories.....	45
Lance Handles.....	45
Lance Nozzle Couplers.....	78
Lances.....	21, 23, 40-47, 147, 154, 155
Landa Adjustable Thermostat Switches.....	140
Landa Clear Vinyl Tubing.....	56
Landa Coils.....	132
Landa Cold Water Pressure Washers.....	13-16
Landa Copper Tubing Connectors.....	62
Landa Cyclone Surface Cleaner.....	26
Landa Detergents.....	157-162
Landa Discharge Manifold / Rupture Disks.....	23, 116
Landa Draft Diverters / Rain Caps.....	131
Landa Float Tanks.....	142
Landa Flow Switch.....	23, 133
Landa Flue Adapters.....	131
Landa Fuel Caps.....	142
Landa Fuel Dip Tubes.....	143
Landa Fuel Filter / Water Separator.....	24, 71
Landa Fuel Tanks.....	142
Landa Geared Reduction.....	99
Landa Graffiti Remover.....	162
Landa Gun.....	21, 37
Landa Hose.....	21, 49, 50
Landa Hose Reels.....	25, 57
Landa Hot Water Generators.....	17
Landa Hot Water Pressure Washers.....	2-12
Landa Industrial Sandblasters.....	30
Landa Lances.....	21, 23, 42
Landa Mobile Wash Systems.....	18-20
Landa Phosphatizer Ideal for Paint Preparation.....	161
Landa Pit Cleaner.....	23
Landa Pressure Washers.....	2-20
Landa Pump Oil.....	98
Landa Pump Tool Kit.....	87
Landa Rotary Switches.....	138
Landa Rupture Disks.....	23, 116
Landa Sand Nozzle.....	30
Landa Thermostat Switches.....	140
Landa Trailers.....	18-20
Landa Tuff-Flex Hose.....	49
Landa Tuff-Skin Hose.....	21, 48

INDEX

Landa Two-Gun Tee Coupler	23, 61
Landa Unloader Valves	101
Landa Variable Pressure Wands	21, 42
Landa Vinyl Skid Covers	29
Landa Voltage Regulator	23, 139
Landa Wands	21, 23, 42
Landa Water Jet Surface Cleaner	26
LazerWash Extra-Strength Cleaner	161
Legacy Amerimax Injector	108
Legacy AP1000 Trigger Guns	21, 37
Legacy Compact Foamers	24, 35, 84
Legacy Electric Motors	25, 120
Legacy Filters	24, 68
Legacy Flow Switch	23, 24, 133
Legacy Geared Reduction	99
Legacy Guns	21, 37, 41
Legacy Hose	51, 52
Legacy Hose Reel Swivels	57
Legacy Lances	42
Legacy Nozzles	24, 73
Legacy Open Guns	41
Legacy Pumps	94
Legacy QC Nozzle Kits	73
Legacy Quick Couplers	22, 60
Legacy REVOLUTION Turbo Nozzle	22, 79
Legacy Universal Unloader (UU1)	25, 101
Legacy Wands	42
Lights	139
Linear Trigger Guns	37
Liquid-Tight Strain Relief Connector	141
Load Cincher Tie Downs	33
Locks for Meter Boxes	146
Long Range Nozzle	45
Long Range Tip - Stainless Steel	155
Low Flow Brass Pressure Regulator	155
Low Pressure Swivels	146
LP Conversion Kits	129, 131
Lube	98

M

M407 Trigger Gun	37
Machine Control Cam Switches	138
Manual Motor Starter w/ Sealed Box	137
Masonry Cleaner	162
Matrix Concrete Cleaner	161
Maxima 36 Surface Cleaner	27
Mecline Guns	40
Merchant Coupling	68
Metal Saver	162
Meter Box Locks	146
Metering Valves	114
Meters	116, 117
MG4000 Series Unloaders	106
Mini Ball Valves	113
Mobile Wash Systems	18-20
Mongoose Coil Conditioner	161
Monitor	139
Mosmatic Duct Cleaner	28
Mosmatic Gun Swivel	28
Mosmatic Roof Cleaner	28
Mosmatic Surface Cleaners	28
Motors	25, 120-124, 148
Mounting Brackets	59
Multi-Fan Nozzle	82
MV 920 Gun	37
MV 950 Gun	38
MV Hi-lo Turbo Nozzle	78
MV Lance Handle	45
MV Triple Function Nozzle	78

N

Nickel-Plated Brass Ball Valves	113
Nipples	60-62, 64-68, 156
Non-Marking Hose	51
Nova Aluminum Brightener	159
Nozzle Accessories	128
Nozzle Couplers	78
Nozzle Filters	70, 83
Nozzle Guard	77
Nozzle Holder	46
Nozzle Orifice	82
Nozzle Protector	77, 84
Nozzles	22-24, 30, 32, 45, 73-84, 130
Nozzles for Low Pressure Applications	76
Nuts	66
Nylon Pressure Regulator	155

O

O-Ring Tool	98
O-Rings	60
Oil	98
Oil Burners	125, 126
Oil Solenoid Valves	129
Open Guns	41
Orange 600 Sprayer Hose & Ribbed PVC Sprayer Hose	54
Orificed Hose Barb	66
Overloads for DP Contactors	135

P

PA Float Valve	111
PA Trigger Guns	38, 39
Packing & Seal Kits	97
Packing Extractor	98
Parts Washer Detergents	160
Phoenix Flow Switch w/ Pilot	133
Pipe Fittings	68
Pipe Nipples	64, 68
Pipe Plugs	67
Pipe Street Elbows	68
Pipe Tees	68
Pipe Thread Hex Nuts	66
Piston Pumps	97
Pit Boss Sludge Sucker	33
Pit Cleaner	23
Pivot Hose Reels	57, 59
Pivot Mounting Brackets	59
Plastic Chemical Strainer	68
Plastic Dip Tube Assembly	143
Plastic Fittings	156
Plastic Float Balls	111
Plugs	60-62, 66, 67, 140
Plungers	97
Polypropylene Ball Valves	114
PowerEdge Butyl-Based Super Degreaser	160
Pressure & Temperature Test Set	117
Pressure Actuated Unloaders	106
Pressure Compensating Unloader Valves	103
Pressure Gauges	116
Pressure Loop	50
Pressure Reducing Valve	116
Pressure Regulators	101, 103-108, 155
Pressure Relief Valves	116
Pressure Switches	133, 134
Pressure Valves	33
Pressure Washer Accessories	26-36
Pressure Washer Accessory Kit	47
Pressure Washers	2-20
Prism Rinsing Agent	159

Professional Sandblaster	31
Profit From Power Washing	36
Proportioners	151
PTO Geared Multiplier	99
Pulley Bushings	124
Pulleys	123, 124
Pulsar Unloader Valves	103
Pulse Dampener	98
Pulse Hose	53
Pulse Valves	97
Pump Oil	98
Pump Parts & Tools	97
Pumps	34, 85-100, 127, 144, 145, 152, 153
Purple Rain All Purpose Cleaner	157
Push & Pull Lance	44
Push Button & Contact Blocks	135
Push Button Switch	134
Push-N-Lock Barbs	65
Push-On Hose	50
Push-On Swivels	64
PVC Ball Valves	114
PVC Check Valve	113
PVC Sprayer Hose	54
PVC Tubing	56

Q

QC Nozzle Sets	74
Quick Couplers	22, 60, 61
Quick-Coupled Amerimax	108

R

Racor Filter Funnel	71
Rain Caps	131
Rain Suit	36
RainTite Switch Box	137
Rapid Reel Swivels	59
Rawhide Hose	51
RB65 Wash Gun	147
Recycle Detergents	157
Reducing Bushing	67
Reducing Couplings	67
Reducing Elbows	64
Reducing Hex Couplings	64
Reducing Nipples	64
Reel Swivels	57, 59
Reels	25, 57-59
Reflex Car Wash Booms	146
Regulating Relief Valve	108
Regulator Valves	25, 101-108, 155
Regulators	23, 139, 145
Reinforced PVC Tubing	56
Relays	136
Replacement Accessories	47
Restrictors	53
REVOLUTION Turbo Nozzle	22, 79
Ribbed PVC Sprayer Hose	54
Right Angle Swivels	63
Rigid Disc Insulation / Donuts	132
RoadShow Non-Butyl Vehicle Cleaner	158
Robokim Chemical Injectors	109
Rocker Switches	139
Roller Pumps	152
Rollover Nozzle - Twist-Type	83
Romex Connectors	141
Roof Cleaner	28
Rosebud Nozzle Guard	77
Rotary Switches	138, 146
Rotating Nozzles	78-81
Rotojet Nozzles	78, 80

Rotomax Rotating Nozzle	78
Rupture Disks	23, 116

S

Safety Pressure Relief Valves	108, 116
Sand Nozzles	30
Sandblast Hose	50
Sandblasters	30, 31
Screens	70
Seal Kits	97
Series 505 Stainless Steel	110
Sewer / Tube Cleaning Nozzles	32, 84
Sewer Hose	33, 53
Shipping Tape & Dispenser	36
Shut-Off Couplers & Plugs	62
SideWinder Surface Cleaner	28
Sign Saver	162
Siphon Pumps	34
Skid Covers	29
Slip-On Nozzle Protector	84
Sludge Sucker	33
Small Engine Test Equipment	123
Smoke Tester - Diagnostic Tool	128
Snap Fuel Nozzle Check Valve	130
Soap Nozzles	77
Soft Edge & Hard Edge Nozzle Protector	77
Solenoid	119
Solenoid Valves	128, 129, 149, 150
Soot Remover	127
Specialty Cleaners	161
Speedmaster Throttle Control	117
Spot Spray Gun Assembly	154
Spot Spray Pump	152
Spray Gun Assembly	154
Spray Lances	154, 155
Spray Pump	152
Spray-Flex™ Flex Wand	46
Sprayer Hose	54
Sprayers	35, 154
Spraying Systems Nozzles	75, 76
Spraymax Trigger Gun	154
Spring Loaded Check Valves	112
ST-230 Regulator / Relief Valve	106
ST-261 Regulator / Unloader	105
ST-280 Regulator / Unloader	106
ST-51N Adjustable Nozzle	83
ST-56 Rollover Nozzle Head	83
ST-60 Chemical Injector	109
ST-61 Chemical Metering Valve	109
ST-62 Variable Chemical Injector	109
ST-64 Up Stream Injector	109
ST-66 Chemical Meter & Selection Valve	115
Stainless Steel Ball Valves	113
Stainless Steel Bay Accessories	146
Stainless Steel Check Valves	112
Stainless Steel Float Tank	142
Stainless Steel Pressure Gauges	117
Stainless Steel Quick Couplers	22, 60
Stainless Steel Sewer Nozzles	32, 84
Stainless Steel Swivels	63
Starter Solenoid	119
Steam Hose	53
Steam Lance	42
Steam Nozzle	83
Steam Valves	115
Steel Utility Gauges	116
Stems for Float Valves	111
Step-Down Transformers	136
Strain Relief Connector	141

INDEX

Strainers	70
Street Elbows	65, 67, 68
Street Tees	65, 67
Suction Foot Valve	70
Super "Gripnotch" V-Belts	124
Super Nova Aluminum Brightener with Extras	159
Superlite SS Dual Lance	42
Supply Line Hose	56
Surface Cleaners	26-28
Suttner Lances	43, 44
Suttner Trigger Guns	38, 39
Suttner Turbo Nozzles	81
Switch Boxes	136-138
Switches	23, 24, 119, 137-140, 146
Swivel Hose Barbs	66
Swivels	28, 57, 59, 63, 64, 146, 155

T

Tank Fittings	156
Tank Pump	34
Tank Screen / Strainer	70
Tanks	142
Tape	36, 140
Tape & Dispenser	36
TechnoWax Vehicle Wax	159
Tee Coupler	23, 61
Tees	65, 67, 68, 156
Teflon® Thread Sealing Tape	36
Telescoping Wands	45
Temperature Gauges	117
Thermal Relief Valves	115
Thermostat Switches	140
Thread Lock Products	36
Throttle Control	117
Tie Downs	33
Timax Pressure Regulator Valve	108
Timers	137
Tip-Jet Nozzle System	77
Toggle / Push Button Switches	134
Tools	33, 87, 98, 123, 125, 128
Top & Bottom Wraps	132
Top Gun All Purpose Cleaner with Alcohol	157
Trailers	18-20
Transformers	128, 136, 146
Trigger Control Spray Lances	154
Trigger Guns	21, 154
Trigger Jet Spray Lances	155
Trigger Valves	154
Triple Function Nozzle	78
TRV Thermal Relief Valves	115
Tube Cleaning Nozzles	32, 84
Tubing	50, 56
Tubing Connectors	62
Tuff-Flex Hose	49
Tuff-Skin Hose	21, 48
Tune-Up Kit	127
Turbine Series Guns	155
Turbo Nozzles	22, 78-81
Twin Diaphragm Spot Spray Pump	152
Twist Seal Couplers	62
Twist-Type Rollover Nozzle	83
Two-Gun Tee Coupler	23, 61

U

Ultima Hose	52
Ultra Clean Surface Cleaner	27, 28
Undercarriage Cleaner	29
Uninsulated Lances	44
Unitized Ball Valve	39

Universal "Elektra" Cam Switch	138
Universal Unloader (UU1)	25, 101
Unloader Mounting Block	108
Unloader Valves	25, 101-108
Utility Gauges	116

V

V-Belts	124
V-Packing Insertion Tool Kit	98
VAC Switch - Burner Control	133
Vacuum Accessories	147
Vacuum Hose	147
Vacuum Motors	148
Valves	23, 25, 39, 70, 97, 101-116, 128-131, 149, 150, 154, 156
Vanguard Engines	118
Variable Angle Nozzle	82
Variable Pressure Lances	21, 42
VB130 Regulator / Unloader Valve	103
VB200 / 150 High Volume Unloader	104
VB350/4 Unloader Valve	103
VB7 Regulator / Unloader Valve	103
VB75 / VB135 Regulator / Unloader Valve	103
VB80 / 400 Stainless Steel Unloader	104
VBA35 / VB55 Unloader Valves	101
Vehicle Cleaners	158, 159
Vent Grip Lances	44
Vinyl Electrical Tape	140
Vinyl Skid Covers	29
Vinyl Tubing	50, 56
Viper Rotating Nozzle	78
Voltage Regulator	23, 139
Voltmaster Generator	139
VRT Unloader Valves	102
VS 220 Regulator / Relief Valve	107
VS 500 High Pressure Regulator / Relief Valve	107
VS200 / 180 High Volume Regulator	107
VS350 Regulator / Relief Valve	107

W

W Series Integrated Regulator / Unloader	105
Wands	21, 23, 40-47, 147, 154, 155
Wash Gun	147
Water Broom	29
Water Jet Surface Cleaner	26
Water Separator	24, 71
Wayne Burners	126
Wheels	127, 143
Whisper Wash Flat Surface Cleaners	27, 28
Whitewater® Combination Steam Hose	53
Winco AC Generator	139
Wire Loom - for wiring harnesses	141
Wraps	132

X, Y, Z

X-Jet Long Range Nozzle	45
XT Overloads for DP Contactors	135
Y-Trap Strainer	70
Yamada Pumps	144
YU - High Volume Unloader	105
Water-Sweepers	113
Wayne Burner Parts	96-97
Wheels	110
Whisper Wash Flat Surface Cleaners	112
Whitewater® Combination Steam Hose	20
Winco AC Generator	106
Wire Loom	108
X-Jet Long Range Nozzle	16
Y-Trap Strainer	35
Yamada Pumps	121



Anyone Can Say They're #1

Only Landa can prove it. For more than a quarter of a century Landa has established itself as the premier manufacturer of industrial pressure washers with unrivaled dealer support and product quality, safety and selection.

#1 in Pressure Washer Quality

Landa was among the first in our industry to meet the internationally recognized ISO-9001 standards for quality manufacturing. Today Landa stands alone in number of patents, awards and design innovations. Furthermore, Landa stands firmly behind its products with the industry's top warranty program.



#1 in Pressure Washer Selection

Landa's unrivaled offering of hot- and cold-water pressure washers, along with automatic parts washers, detergents, replacement parts and accessories, ensure you'll get the right cleaning solution for every application.



#1 in Pressure Washer Safety

Every Landa pressure washer is uniquely designed with the latest in safety features for maximum owner and operator protection. In fact, Landa was the first pressure washer manufacturer to certify its entire line to the rigid UL-1776 safety standards.



#1 in Dealer Support

Landa's factory-trained dealers literally have thousands years of collective experience in providing professional support to pressure washer customers. Each dealer receives certified training at the factory on how to protect your investment and ensure optimum cleaning performance.



LANDA®